



# ***CBR250R / CBR250RA***

**CBR250R<sub>B</sub>**  
**CBR250RA<sub>B</sub>**

**PARTS CATALOGUE**

**1**

---

**FOREWORD INDEX**

**1**

---

**ENGINE GROUP**

**2**

---

**FRAME GROUP**

**3**

---

**PART NUMBER INDEX**

**4**

---

**PART NAME INDEX**

**5**

---



**Instruction for use of parts catalogue**

- **This parts catalogue has been created as of November 10, 2010.**
  - Since this date, the sales practice for repair parts may have been changed or the parts may have been eliminated (listed for those not for sale).
  - The modified information is reflected on the latest Electronic Parts Catalogue (EPC). Also, refer to the parts catalogue news for any change.
  - See the parts catalogue news for any revision that is made after November 10, 2010.
- **Always specify the part number when ordering a part.**
  - Check the model, type, serial numbers, color, maker, and the size as needed before ordering a part.
  - Note that the illustrations (part drawings) can differ from the actual parts in shape. They are given just to help you to refer to the parts.
- **When modifications or additions to this parts catalogue are made, a revised edition will be issued at an appropriate time, with successively progressing revision numbers on the cover. We recommend obtaining such revisions in order to keep your parts catalogue up-to-date at all times. To check whether a parts catalogue revision has been issued, please contact your Honda distributor.**

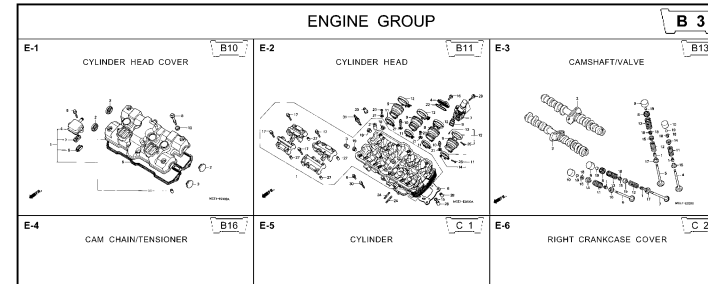
Initial version issue date  
November 10, 2010  
**Honda Motor Co., Ltd.**

**CONTENTS**

	Page	Address No.
● Instruction for use of parts catalogue .....	1	B 1
● How to refer to the part information .....	2	B 2
● Part catalogue structure .....	3	B 3
● When the parts were revised .....	4	B 4
● Abbreviations used in the parts catalogue .....	4	B 4
● Part block and serial number check .....	5	B 5
● Color label attachment position check .....	5	B 5
● Models, parts catalogue codes and applicable serial numbers .....	6	B 6
● Color label .....	7	B 7
● Color chart .....	8	B 8
● Fuel hose, general purpose hoses and vinyl hose .....	19	C 3
● FLAT RATE SERVICE TIME .....	23	C 7
● Illustrated index .....	28	C12
● ENGINE GROUP .....	36	E 1
● FRAME GROUP .....	59	G 1
● PART NO. INDEX .....	123	K 1
● PART NAME INDEX .....	128	L 1

How to refer to the part information

A Reference with "Illustrated index"

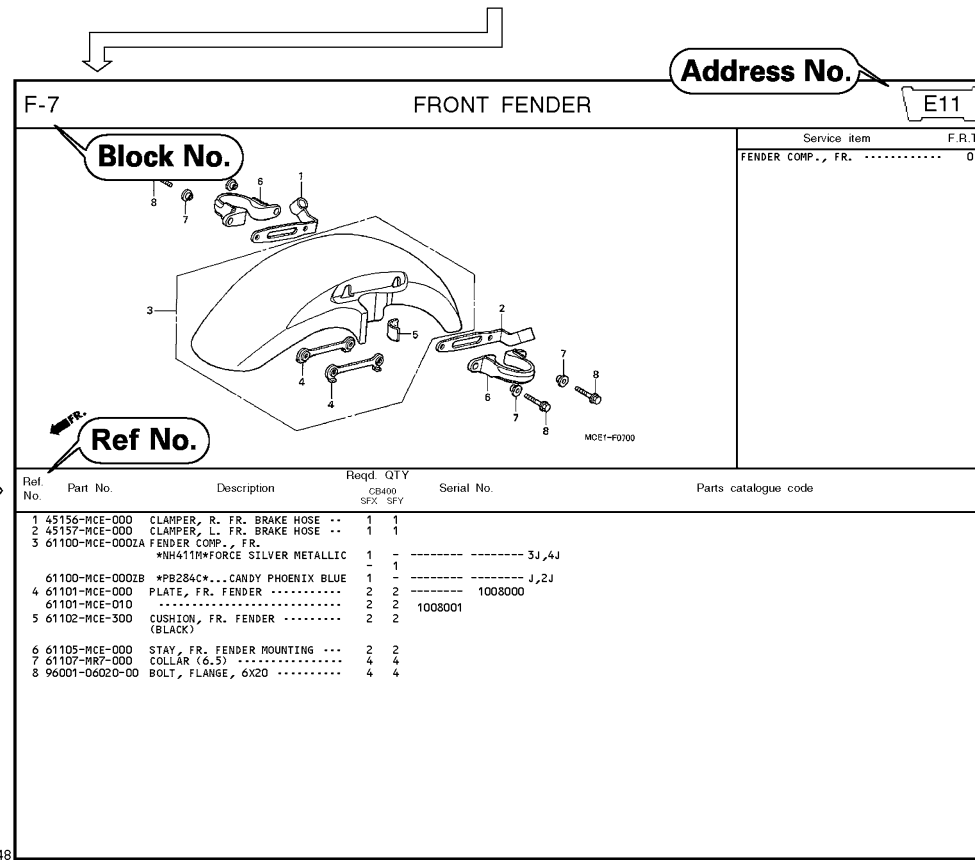


B Reference with "Part number index"

PART NO. INDEX					
Part Number	Address	Page	Ref.	Part Number	Address Page Ref.
04000				13323-MY9-751	C12 28 10 14921
04911-MCE-000	C10	26	1	13324-MY9-751	C12 28 10 14931
				13325-MY9-751	C12 28 10 14932
				13327-MY9-751	C12 28 10 14933
06000				14000	14933
06405-MY5-P00	F13	67	3	14100-MCE-000	B13 13 2 14933
06405-MY5-P10	F13	67	3	14200-MCE-000	B13 13 3 14933
06410-MY9-860	F2	56	1	14321-MCE-000	B16 16 2 14933
06435-MCE-006	F1	55	1	14401-MCE-003	B16 16 3 14933
06451-166-405	E13	51	2	14510-MBE-000	B16 16 4 14934
06451-443-405	F1	55	2	14520-MY9-691	B16 16 5 14934
06451-MA7-405	E13	51	1	14524-MY9-690	B16 16 6 14934
06455-MCE-006	E13	51	3	14546-MCE-000	B16 16 7 14934
				14620-MY9-691	B16 16 8 14934
11000				14711-MCE-000	B13 13 4 14934
11210-MCE-000	C9	25	1	14712-MCE-000	B13 13 5 14934
11330-MCE-305	C2	18	1	14721-MCE-000	B13 13 6 14934
11333-KT8-000	C6	22	1	14722-MCE-000	B13 13 7 14934
11335-MCE-000	C2	18	2	14730-MCE-000	B13 13 8 14934
11360-MCE-000	C7	23	1	14731-MCE-000	B13 13 9 14934
11365-MCE-000	C7	23	2	14731-MY9-751	B13 13 10 14935
11396-MY9-000	C2	18	3	14751-KY2-000	B13 13 11 14935
11631-MCE-000	C5	21	1	14751-MCE-000	B13 13 12 14935
11691-MY9-000	C5	21	2	14761-MCE-000	B13 13 13 14935

C Reference with "Part name index"

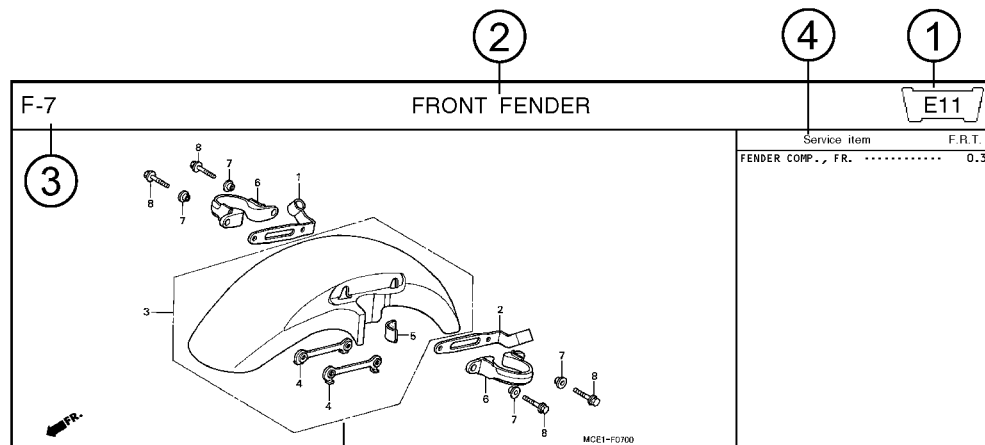
PART NAME INDEX				
Part name	Address	Page	Ref.	Part name
[ A ]				BOLT , CHANG I
ADJUSTER , CHAIN	F13	67	5	BOLT , CLUTC H
ARM COMP. , GEAR CHANGE	F10	64	3	BOLT , CONNECT
ARM , L. MAIN STEP	F11	65	8	BOLT , DISK , 6
ARM , L. PILLIØ STEP	F11	65	12	BOLT , DISK , 8
ARM , R. MAIN STEP	F11	65	5	BOLT , DRAIN I
ARM , R. PILLIØ STEP	F11	65	11	BOLT , FLANG E
AUT O DOC K ASSY. , FUEL	F4	58	2	BOLT , FLANG E
AXLE , FR. WHEEL	E14	52	3	BOLT , FLANG E
AXLE , RR. WHEEL	F2	56	3	BOLT , FLANG E
[ B ]				BOLT , FLANG E
BAG , AIR PRESSUR E GAUGE	F67	77	4	BOLT , FLANG E
BAG , SERVICE BOOK	F67	77	1	BOLT , FLANG E
BAG , TOOL	F67	77	3	BOLT , FLANG E
BALL , STEEL	F11	65	20	BOLT , FLANG E
BAN D A , INSULATOR	B11	11	11	BOLT , FLANG E
BAN D B , INSULATOR	B11	11	12	BOLT , FLANG E
BAN D , AIR CLEANER CONNECTING TUBE	F8	62	22	BOLT , FLANG E
BAN D , U-LOCK	F16	70	5	BOLT , FLANG E
BAN D , WIRE	C10	26	14	BOLT , FLANG E
	E5	43	21	
	G4	74	1R	



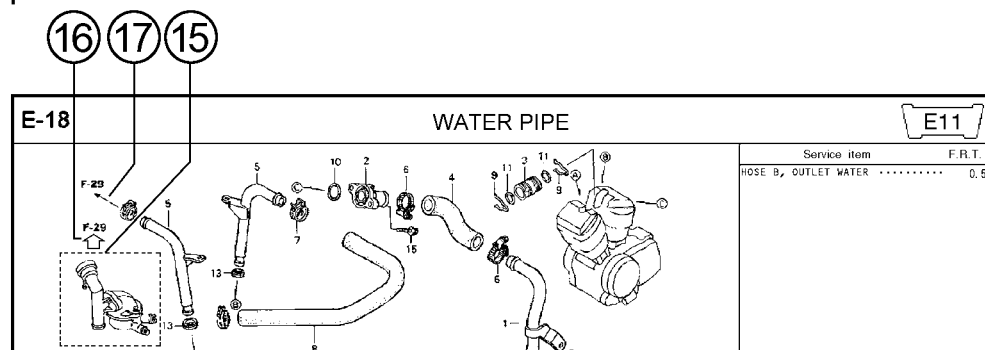
Page No.

2000.09.01 E

Part catalogue structure




Ref. No.	Part No.	Description	Reqd. QTY		Serial No.	Parts catalogue code
			CB400 SFX	SFY		
1	45156-MCE-000	CLAMPER, R. FR. BRAKE HOSE ..	1	1		
2	45157-MCE-000	CLAMPER, L. FR. BRAKE HOSE ..	1	1		
3	61100-MCE-000ZA	FENDER COMP., FR. *NH411M*FORCE SILVER METALLIC	1	-	----- 3J,4J	
	61100-MCE-000ZB	*PB284C*...CANDY PHOENIX BLUE	1	-	----- J,2J	
4	61101-MCE-000	PLATE, FR. FENDER .....	2	2	1008000	
	61101-MCE-010	.....	2	2	1008001	
5	61102-MCE-300	CUSHION, FR. FENDER .....	2	2		
		(BLACK)				



- ① **Address number**
  - Address No. is provided (in place of the page No.) to help you refer to the part with the part No. or part name.
- ② **Block title** ③ **Block number**
- ④ **Service item/Flat rate time**
- ⑤ **Reference number**
  - Title number marked with the parenthesis or parentheses indicates that it continues from the previous page.
- ⑥ **Part number** ⑦ **Honda color code**
- ⑧ **Description**
- ⑨ **Assemblies**
  - Sections framed with broken lines in the exploded view drawings are available as complete assemblies. (Their individual parts can also be obtained.)
- ⑩ **Color description**
- ⑪ **Note**
  - Notes are shown with the parentheses in the part name column.
- ⑫ **Required quantity**
  - Reqd. QTY shown in the parenthesis or parentheses indicates the optional part.
  - Reqd. QTY marked with "N" indicates the optional part that should be selected as needed.
  - Reqd. QTY indicates the number of the part used in the block.
- ⑬ **Serial number**
- ⑭ **Parts catalogue code**
  - When the parts catalogue code column is blank, it indicates that the part is applicable to all codes.
- ⑮
  - Parts enclosed within a dotted line are covered in a different block.
- ⑯
  - A hollow arrow indicates the block No. for the parts enclosed within a dotted line .
- ⑰
  - A solid arrow indicates the block No. the part in question is connected to.

When the parts were revised



Ref. No.	Part No.	Description	Reqd. QTY		Serial No.
			CB400	SFX SFY	
1	45156-MCE-000	CLAMPER, R. FR. BRAKE HOSE ..	1	1	
2	45157-MCE-000	CLAMPER, L. FR. BRAKE HOSE ..	1	1	
3	61100-MCE-000ZA	FENDER COMP., FR. *NH411M*FORCE SILVER METALLIC	1	-	-----3J,4J
	61100-MCE-000ZB	*PB284C*...CANDY PHOENIX BLUE	1	-	-----J,2J
4	61101-MCE-000	PLATE, FR. FENDER (###).....	2	2	-----1008000
	61101-MCE-010	.....	2	2	-----1008001
5	61102-MCE-300	CUSHION, FR. FENDER ..... (BLACK)	2	2	
6	61105-MCE-000	STAY, FR. FENDER MOUNTING ...	2	2	
7	61107-MR7-000	COLLAR (6.5) .....	4	4	
8	96001-06020-00	BOLT, FLANGE, 6X20 .....	4	4	


The number has been used from the initial model without revision.

When shown at the left side, it is applicable to the models of No.1008001 and the subsequent numbers.

When shown at the right side, it is applicable to the models up to No.1008000.

The parts listed with "###" at the end of the parts name have limited supply period (parts not for sale).

Abbreviations used in the parts catalogue

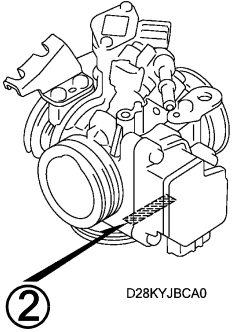
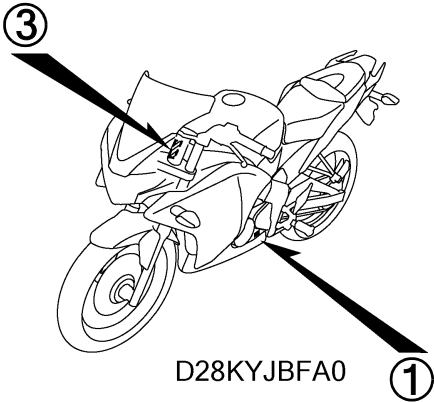
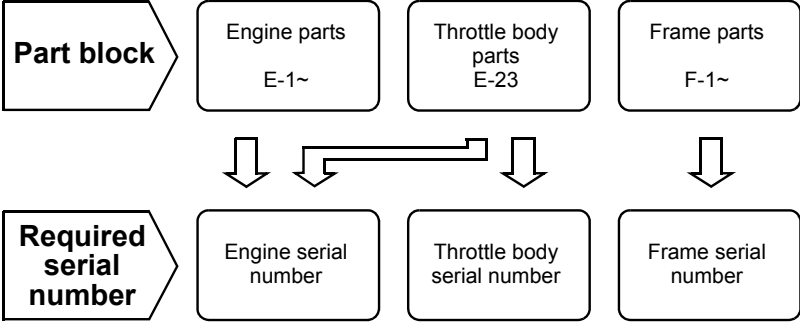


\* "L." or "R." in the description of a part stands for the LEFT hand side or the RIGHT hand side. Determine the left or right as if you were in the motorcycle seat.

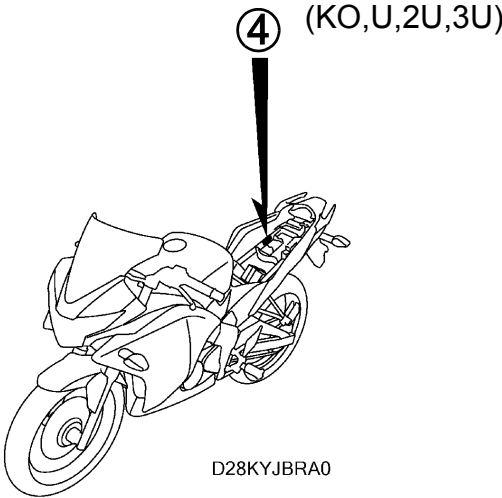
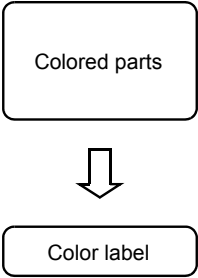
The following abbreviations are used in this parts catalogue.

- |   |                                  |
|---|----------------------------------|
| A ..... Ampere                            | L .....Left                      |
| ABS ..... Anti-lock brake system          | L (100L) .Link (100 Links)       |
| A.C. .... Alternating current             | L.E.D. ....Light emitted diode   |
| A.M. .... Attaching mark                  | MM .....Millimeter               |
| ASSY. .... Assembly                       | MPH .....Miles per hour          |
| C.D.I. .... Capacitive discharge ignition | R. ....Right                     |
| COMP. ... Complete                        | RR. ....Rear                     |
| D.C. .... Direct current                  | STD. ....Standard                |
| EX. .... Exhaust                          | T (22T) ...Tooth (22 Teeth)      |
| FR. .... Front                            | TCS .....Traction control system |
| G ..... Gram                              | T.M. ....Transcript mark         |
| HEX. .... Hexagonal                       | V .....Volt                      |
| IN. .... Inlet                            | W .....Watt                      |
| KPH ..... Kilometers per hour             | WL .....With labelling           |
|   | WOL .....Without labelling       |

Part block and serial number check



Color label attachment position check





### Models, parts catalogue codes and applicable serial numbers

Models, parts catalogue codes and applicable serial Nos. given in this parts catalogue can be identified as follows.

Parts with parts catalogue codes are exclusive for models destined for countries designated.

If no area codes are listed, parts are for common use.

Model	Area code	Type	Applicable engine serial No.	Applicable frame serial No.	Applicable throttle body identification No.
CBR250Rb	IN	Indonesia	MC41E-2000001~	MLHMC419-B5000001~	GQ9JA A
	KO	Korea	MC41E-2000001~	MLHMC41K-B5000001~	
	MA	Malaysia	MC41E-2000001~	MLHMC419-B5000001~	
	U	Australia	MC41E-2000001~	MLHMC41U-B5000001~	
	2U	Australia	MC41E-2000001~	MLHMC41U-B5000001~	
	3U	Australia	MC41E-2000001~	MLHMC41U-B5000001~	
CBR250RAb	IN	Indonesia	MC41E-2000001~	MLHMC419-B5000001~	GQ9JA A
	KO	Korea	MC41E-2000001~	MLHMC41K-B5000001~	
	MA	Malaysia	MC41E-2000001~	MLHMC419-B5000001~	
	U	Australia	MC41E-2000001~	MLHMC41U-B5000001~	
	2U	Australia	MC41E-2000001~	MLHMC41U-B5000001~	

\* Of carburetor/throttle body identification numbers, only the portions underlined in the example below are used for registration.

GQ9JA A KC ア

**Color label**

- When ordering parts, check the model name, main color, and code by observing the “COLOR LABEL” on the vehicle.
- When ordering a colored part, use the color chart in the instruction for use of parts catalogue.

**1**

<b>VFR800FIW</b> <b>COLOR R-157</b> <b>CODE R157</b>	MODEL		VFR800FIW					
	No.	COLOR	Sparkling silver metallic	Mute black metallic	Applicable model		Applicable block No.	Re
		CODE	NH-295M	NH-359M	Initial applicable model	Final applicable model		
	Name of colored parts	Basic part No.	NH295	NH359				
1								
2								
3								
4								
5								
6								
7								
8								
9								
10								

Color chart

- When ordering a colored part, refer to the chart below and use a part number consisting of the relevant basic part number to which has been added a part color code.

CBR250R(CBR250RB).....IN

No.	MODEL		CBR250RB						
	COLOR		Candy ruby red	Asteroid black metallic	Sword silver metallic	Applicable model		Applicable block No.	Ref.No.
	CODE		R-4C	NH-A35M	NH-A95M	Initial applicable model	Final applicable model		
	Name of colored parts	Basic part No.	R4	NHA35E	NHA95				
1	COVER, FUEL TANK	64450-KPP-T00	ZG	ZA	ZH			F-21	18
2	COVER, L. RR.	83680-KPP-T00	ZD	ZD	ZD			F-24	11
3	COVER, R. RR.	83670-KPP-T00	ZD	ZD	ZD			F-24	10
4	COWL SET, FR. UPPER	64200-KYJ-900	ZE	ZD	ZF			F-43-1	4
5	COWL SET, L. MIDDLE	64400-KYJ-900	ZB	ZA	ZC			F-45	9
6	COWL SET, R. MIDDLE	64300-KYJ-900	ZB	ZA	ZC			F-45	1
7	COWL SET, RR. CENTER UPPER	83450-KPP-T00	ZA	ZA	ZA			F-24	2
8	COWL, L. FR. SIDE	64220-KPP-T00	ZH	ZH	ZH			F-43-1	7
9	COWL, R. FR. SIDE	64210-KPP-T00	ZH	ZH	ZH			F-43-1	5
10	FENDER, FR.	61100-KPP-T00	ZE	ZA	ZH			F-10	5
11	FLANGE SUB ASSY., RR. DRIVEN	42615-KYJ-900	ZA	ZA	ZA			F-19-40	7
12	GRIP, L. RR.	50325-KPP-T00	ZA	ZA	ZA			F-23	3
13	GRIP, R. RR.	50315-KPP-T00	ZA	ZA	ZA			F-23	2
14	LID, L. TANK	64470-KYJ-900	ZC	ZD	ZE			F-43-1	15
15	LID, R. TANK	64460-KYJ-900	ZC	ZD	ZE			F-43-1	14
16	MARK	86641-KYJ-900	ZB	ZA	ZC			F-50	4
17	MARK, HONDA	86645-KYJ-900	ZB	ZA	ZC			F-50	5
18	MARK, HONDA	86831-KPP-T00	ZA	ZA	ZA			F-50	6
19	MARK, L. WING	86172-KPP-T00	ZC	ZJ	ZF			F-50	2
20	MARK, R. WING	86171-KPP-T00	ZC	ZJ	ZF			F-50	1
21	PANEL, L. MIDDLE	64380-KYJ-900	ZD	ZD	ZD			F-45	8
22	PANEL, R. MIDDLE	64370-KYJ-900	ZD	ZD	ZD			F-45	7
23	TANK SET, FUEL	17520-KYJ-900	ZD	ZB	ZG			F-21	8
24	WHEEL SUB ASSY., FR.	44650-KYJ-900	ZA	ZA	ZA			F-14-40	7
25	WHEEL SUB ASSY., RR.	42650-KYJ-900	ZA	ZA	ZA			F-19-40	10

## CBR250R(CBR250RB).....KO

No.	MODEL		CBR250RB						
	COLOR		Candy ruby red	Asteroid black metallic	Sword silver metallic	Applicable model		Applicable block No.	Ref.No.
	CODE		R-4C	NH-A35M	NH-A95M	Initial applicable model	Final applicable model		
	Name of colored parts	Basic part No.	R4	NHA35E	NHA95				
1	COVER, FUEL TANK	64450-KPP-T00	ZG	ZA	ZH			F-21	18
2	COVER, L. RR.	83680-KPP-T00	ZD	ZD	ZD			F-24	11
3	COVER, R. RR.	83670-KPP-T00	ZD	ZD	ZD			F-24	10
4	COWL SET, FR. UPPER	64200-KYJ-900	ZE	ZD	ZA			F-43	3
5	COWL SET, L. MIDDLE	64400-KYJ-900	ZB	ZA	ZC			F-45	9
6	COWL SET, R. MIDDLE	64300-KYJ-900	ZB	ZA	ZC			F-45	1
7	COWL SET, RR. CENTER UPPER	83450-KPP-T00	ZA	ZA	ZA			F-24	2
8	COWL, L. FR. SIDE	64220-KPP-T00	ZH	ZH	ZH			F-43	6
9	COWL, R. FR. SIDE	64210-KPP-T00	ZH	ZH	ZH			F-43	4
10	FENDER, FR.	61100-KPP-T00	ZE	ZA	ZH			F-10	5
11	FLANGE SUB ASSY., RR. DRIVEN	42615-KYJ-900	ZA	ZA	ZA			F-19-40	7
12	GRIP, L. RR.	50325-KPP-T00	ZA	ZA	ZA			F-23	3
13	GRIP, R. RR.	50315-KPP-T00	ZA	ZA	ZA			F-23	2
14	LID, L. TANK	64470-KYJ-900	ZC	ZD	ZE			F-43	15
15	LID, R. TANK	64460-KYJ-900	ZC	ZD	ZE			F-43	14
16	MARK	86641-KYJ-900	ZB	ZA	ZC			F-50	4
17	MARK, HONDA	86645-KYJ-900	ZB	ZA	ZC			F-50	5
18	MARK, HONDA	86831-KPP-T00	ZA	ZA	ZA			F-50	6
19	MARK, L. WING	86172-KPP-T00	ZC	ZJ	ZF			F-50	2
20	MARK, R. WING	86171-KPP-T00	ZC	ZJ	ZF			F-50	1
21	PANEL, L. MIDDLE	64380-KYJ-900	ZD	ZD	ZD			F-45	8
22	PANEL, R. MIDDLE	64370-KYJ-900	ZD	ZD	ZD			F-45	7
23	TANK SET, FUEL	17520-KYJ-900	ZD	ZJ	ZG			F-21	8
24	WHEEL SUB ASSY., FR.	44650-KYJ-900	ZA	ZA	ZA			F-14-40	7
25	WHEEL SUB ASSY., RR.	42650-KYJ-900	ZA	ZA	ZA			F-19-40	10

## CBR250R(CBR250RB).....MA

No.	MODEL		CBR250RB						
	COLOR		Candy ruby red	Asteroid black metallic	Sword silver metallic	Applicable model		Applicable block No.	Ref.No.
	CODE		R-4C	NH-A35M	NH-A95M	Initial applicable model	Final applicable model		
	Name of colored parts	Basic part No.	R4	NHA35E	NHA95				
1	COVER, FUEL TANK	64450-KPP-T00	ZG	ZA	ZH			F-21	18
2	COVER, L. RR.	83680-KPP-T00	ZD	ZD	ZD			F-24	11
3	COVER, R. RR.	83670-KPP-T00	ZD	ZD	ZD			F-24	10
4	COWL SET, FR. UPPER	64200-KYJ-900	ZE	ZD	ZF			F-43	3
5	COWL SET, L. MIDDLE	64400-KYJ-900	ZB	ZA	ZC			F-45	9
6	COWL SET, R. MIDDLE	64300-KYJ-900	ZB	ZA	ZC			F-45	1
7	COWL SET, RR. CENTER UPPER	83450-KPP-T00	ZA	ZA	ZA			F-24	2
8	COWL, FR. UPPER	64250-KYJ-900	ZC	ZD	ZE			F-43	8
9	COWL, L. FR. SIDE	64220-KPP-T00	ZH	ZH	ZH			F-43	6
10	COWL, L. MIDDLE	64430-KPP-T00	ZE	ZA	ZD			F-45	10
11	COWL, R. FR. SIDE	64210-KPP-T00	ZH	ZH	ZH			F-43	4
12	COWL, R. MIDDLE	64330-KPP-T00	ZC	ZA	ZG			F-45	4
13	FENDER, FR.	61100-KPP-T00	ZE	ZA	ZH			F-10	5
14	FLANGE SUB ASSY., RR. DRIVEN	42615-KYJ-900	ZA	ZA	ZA			F-19-40	7
15	GRIP, L. RR.	50325-KPP-T00	ZA	ZA	ZA			F-23	3
16	GRIP, R. RR.	50315-KPP-T00	ZA	ZA	ZA			F-23	2
17	LID, L. TANK	64470-KYJ-900	ZC	ZD	ZE			F-43	15
18	LID, R. TANK	64460-KYJ-900	ZC	ZD	ZE			F-43	14
19	MARK	86641-KYJ-900	ZB	ZA	ZC			F-50	4
20	MARK, HONDA	86645-KYJ-900	ZB	ZA	ZC			F-50	5
21	MARK, HONDA	86831-KPP-T00	ZA	ZA	ZA			F-50	6
22	MARK, L. WING	86172-KPP-T00	ZC	ZJ	ZF			F-50	2
23	MARK, R. WING	86171-KPP-T00	ZC	ZJ	ZF			F-50	1
24	PANEL, L. MIDDLE	64380-KYJ-900	ZD	ZD	ZD			F-45	8
25	PANEL, R. MIDDLE	64370-KYJ-900	ZD	ZD	ZD			F-45	7
26	TANK SET, FUEL	17520-KYJ-900	ZD	ZJ	ZG			F-21	8
27	WHEEL SUB ASSY., FR.	44650-KYJ-900	ZA	ZA	ZA			F-14-40	7
28	WHEEL SUB ASSY., RR.	42650-KYJ-900	ZA	ZA	ZA			F-19-40	10

## CBR250R(CBR250RB).....U

No.	MODEL		CBR250RB				Ref.No.
	COLOR		Candy ruby red R-4C	Applicable model		Applicable block No.	
	CODE			Initial applicable model	Final applicable model		
	Name of colored parts	Basic part No.	R4				
1	COVER, FUEL TANK	64450-KPP-T00	ZG			F-21	18
2	COVER, L. RR.	83680-KPP-T00	ZD			F-24	11
3	COVER, R. RR.	83670-KPP-T00	ZD			F-24	10
4	COWL SET, FR. UPPER	64200-KYJ-900	ZE			F-43	3
5	COWL SET, L. MIDDLE	64400-KYJ-900	ZB			F-45	9
6	COWL SET, R. MIDDLE	64300-KYJ-900	ZB			F-45	1
7	COWL SET, RR. CENTER UPPER	83450-KPP-T00	ZA			F-24	2
8	COWL, L. FR. SIDE	64220-KPP-T00	ZH			F-43	6
9	COWL, R. FR. SIDE	64210-KPP-T00	ZH			F-43	4
10	FENDER, FR.	61100-KPP-T00	ZE			F-10	5
11	FLANGE SUB ASSY., RR. DRIVEN	42615-KYJ-900	ZA			F-19-40	7
12	GRIP, L. RR.	50325-KPP-T00	ZA			F-23	3
13	GRIP, R. RR.	50315-KPP-T00	ZA			F-23	2
14	LID, L. TANK	64470-KYJ-900	ZC			F-43	15
15	LID, R. TANK	64460-KYJ-900	ZC			F-43	14
16	MARK	86641-KYJ-900	ZB			F-50	4
17	MARK, HONDA	86645-KYJ-900	ZB			F-50	5
18	MARK, HONDA	86831-KPP-T00	ZA			F-50	6
19	MARK, L. WING	86172-KPP-T00	ZC			F-50	2
20	MARK, R. WING	86171-KPP-T00	ZC			F-50	1
21	PANEL, L. MIDDLE	64380-KYJ-900	ZD			F-45	8
22	PANEL, R. MIDDLE	64370-KYJ-900	ZD			F-45	7
23	TANK SET, FUEL	17520-KYJ-900	ZD			F-21	8
24	WHEEL SUB ASSY., FR.	44650-KYJ-900	ZA			F-14-40	7
25	WHEEL SUB ASSY., RR.	42650-KYJ-900	ZA			F-19-40	10

## CBR250R(CBR250RB).....2U

No.	MODEL		CBR250RB				Ref.No.
	COLOR		Asteroid black metallic NH-A35M	Applicable model		Applicable block No.	
	CODE			Initial applicable model	Final applicable model		
	Name of colored parts	Basic part No.	NHA35				
1	COVER, FUEL TANK	64450-KPP-T00	ZA			F-21	18
2	COVER, L. RR.	83680-KPP-T00	ZA			F-24	11
3	COVER, R. RR.	83670-KPP-T00	ZA			F-24	10
4	COWL SET, FR. UPPER	64200-KYJ-900	ZD			F-43	3
5	COWL SET, L. MIDDLE	64400-KYJ-900	ZA			F-45	9
6	COWL SET, R. MIDDLE	64300-KYJ-900	ZA			F-45	1
7	COWL SET, RR. CENTER UPPER	83450-KPP-T00	ZA			F-24	2
8	COWL, L. FR. SIDE	64220-KPP-T00	ZA			F-43	6
9	COWL, R. FR. SIDE	64210-KPP-T00	ZA			F-43	4
10	FENDER, FR.	61100-KPP-T00	ZA			F-10	5
11	FLANGE SUB ASSY., RR. DRIVEN	42615-KYJ-900	ZA			F-19-40	7
12	GRIP, L. RR.	50325-KPP-T00	ZA			F-23	3
13	GRIP, R. RR.	50315-KPP-T00	ZA			F-23	2
14	MARK	86641-KYJ-900	ZA			F-50	4
15	MARK, HONDA	86645-KYJ-900	ZA			F-50	5
16	MARK, HONDA	86831-KPP-T00	ZA			F-50	6
17	MARK, L. WING	86172-KPP-T00	ZJ			F-50	2
18	MARK, R. WING	86171-KPP-T00	ZJ			F-50	1
19	PANEL, L. MIDDLE	64380-KYJ-900	ZC			F-45	8
20	PANEL, R. MIDDLE	64370-KYJ-900	ZC			F-45	7
21	TANK SET, FUEL	17520-KYJ-900	ZB			F-21	8
22	WHEEL SUB ASSY., FR.	44650-KYJ-900	ZA			F-14-40	7
23	WHEEL SUB ASSY., RR.	42650-KYJ-900	ZA			F-19-40	10

## CBR250R(CBR250RB).....3U

No.	MODEL		CBR250RB				Ref.No.
	COLOR		Pearl spencer blue PB-308P	Applicable model		Applicable block No.	
	CODE			Initial applicable model	Final applicable model		
	Name of colored parts	Basic part No.	PB308				
1	COVER SET, L. RR.	83630-KYJ-960	ZA			F-24	11
2	COVER SET, R. RR.	83620-KYJ-960	ZA			F-24	10
3	COVER, FUEL TANK	64450-KPP-T00	ZE			F-21	18
4	COWL SET, FR. UPPER	64200-KYJ-900	ZG			F-43	3
5	COWL SET, L. MIDDLE	64400-KYJ-960	ZA			F-45-1	8
6	COWL SET, R. MIDDLE	64300-KYJ-960	ZA			F-45-1	1
7	COWL SET, RR. CENTER UPPER	83450-KPP-T00	ZA			F-24	2
8	COWL, L. FR. SIDE	64220-KPP-T00	ZD			F-43	6
9	COWL, R. FR. SIDE	64210-KPP-T00	ZD			F-43	4
10	FENDER, FR.	61100-KPP-T00	ZG			F-10	5
11	FLANGE SUB ASSY., RR. DRIVEN	42615-KYJ-900	ZA			F-19-40	7
12	GRIP, L. RR.	50325-KPP-T00	ZA			F-23	3
13	GRIP, R. RR.	50315-KPP-T00	ZA			F-23	2
14	MARK	86832-KYJ-960	ZA			F-50-1	9
15	MARK, HONDA	86645-KYJ-900	ZD			F-50-1	7
16	MARK, HONDA	86831-KPP-T00	ZA			F-50-1	8
17	MARK, L. WING	86172-KPP-T00	ZB			F-50-1	2
18	MARK, R. WING	86171-KPP-T00	ZB			F-50-1	1
19	PANEL, L. MIDDLE	64380-KYJ-900	ZA			F-45-1	7
20	PANEL, R. MIDDLE	64370-KYJ-900	ZA			F-45-1	6
21	STRIPE, L. FUEL TANK	86174-KYJ-960	ZA			F-50-1	4
22	STRIPE, L. MIDDLE COWL	86644-KYJ-960	ZA			F-50-1	6
23	STRIPE, R. FUEL TANK	86173-KYJ-960	ZA			F-50-1	3
24	STRIPE, R. MIDDLE COWL	86643-KYJ-960	ZA			F-50-1	5
25	TANK SET, FUEL	17520-KYJ-960	ZB			F-21	8
26	WHEEL SUB ASSY., FR.	44650-KYJ-900	ZA			F-14-40	7
27	WHEEL SUB ASSY., RR.	42650-KYJ-900	ZA			F-19-40	10



## CBR250RA(CBR250RAB).....IN

No.	MODEL		CBR250RAB						
	COLOR		Candy ruby red	Asteroid black metallic	Sword silver metallic	Applicable model		Applicable block No.	Ref.No.
	CODE		R-4C	NH-A35M	NH-A95M	Initial applicable model	Final applicable model		
	Name of colored parts	Basic part No.	R4	NHA35E	NHA95				
1	COVER, FUEL TANK	64450-KPP-T00	ZG	ZA	ZH			F-21	18
2	COVER, L. RR.	83680-KPP-T00	ZD	ZD	ZD			F-24	11
3	COVER, R. RR.	83670-KPP-T00	ZD	ZD	ZD			F-24	10
4	COWL SET, FR. UPPER	64200-KYJ-900	ZE	ZD	ZF			F-43-1	4
5	COWL SET, L. MIDDLE	64400-KYJ-900	ZB	ZA	ZC			F-45	9
6	COWL SET, R. MIDDLE	64300-KYJ-900	ZB	ZA	ZC			F-45	1
7	COWL SET, RR. CENTER UPPER	83450-KPP-T00	ZA	ZA	ZA			F-24	2
8	COWL, L. FR. SIDE	64220-KPP-T00	ZH	ZH	ZH			F-43-1	7
9	COWL, R. FR. SIDE	64210-KPP-T00	ZH	ZH	ZH			F-43-1	5
10	FENDER SET, FR.	61000-KYJ-910	ZC	ZD	ZE			F-10	4
11	FLANGE SUB ASSY., RR. DRIVEN	42615-KYJ-900	ZA	ZA	ZA			F-19-40	7
12	GRIP, L. RR.	50325-KPP-T00	ZA	ZA	ZA			F-23	3
13	GRIP, R. RR.	50315-KPP-T00	ZA	ZA	ZA			F-23	2
14	LID, L. TANK	64470-KYJ-900	ZC	ZD	ZE			F-43-1	15
15	LID, R. TANK	64460-KYJ-900	ZC	ZD	ZE			F-43-1	14
16	MARK	86641-KYJ-900	ZB	ZA	ZC			F-50	4
17	MARK, ABS	86611-KYJ-910	ZA	ZA	ZA			F-50	3
18	MARK, HONDA	86645-KYJ-900	ZB	ZA	ZC			F-50	5
19	MARK, HONDA	86831-KPP-T00	ZA	ZA	ZA			F-50	6
20	MARK, L. WING	86172-KPP-T00	ZC	ZJ	ZF			F-50	2
21	MARK, R. WING	86171-KPP-T00	ZC	ZJ	ZF			F-50	1
22	PANEL, L. MIDDLE	64380-KYJ-900	ZD	ZD	ZD			F-45	8
23	PANEL, R. MIDDLE	64370-KYJ-900	ZD	ZD	ZD			F-45	7
24	TANK SET, FUEL	17520-KYJ-900	ZD	ZJ	ZG			F-21	8
25	WHEEL SUB ASSY., FR.	44650-KYJ-910	ZA	ZA	ZA			F-14-40	7
26	WHEEL SUB ASSY., RR.	42650-KYJ-900	ZA	ZA	ZA			F-19-40	10

## CBR250RA(CBR250RAB).....KO

No.	MODEL		CBR250RAB				Ref.No.
	COLOR		Asteroid black metallic NH-A35M	Applicable model		Applicable block No.	
	CODE			Initial applicable model	Final applicable model		
	Name of colored parts	Basic part No.	NHA35E				
1	COVER, FUEL TANK	64450-KPP-T00	ZA			F-21	18
2	COVER, L. RR.	83680-KPP-T00	ZD			F-24	11
3	COVER, R. RR.	83670-KPP-T00	ZD			F-24	10
4	COWL SET, FR. UPPER	64200-KYJ-900	ZD			F-43	3
5	COWL SET, L. MIDDLE	64400-KYJ-900	ZA			F-45	9
6	COWL SET, R. MIDDLE	64300-KYJ-900	ZA			F-45	1
7	COWL SET, RR. CENTER UPPER	83450-KPP-T00	ZA			F-24	2
8	COWL, L. FR. SIDE	64220-KPP-T00	ZH			F-43	6
9	COWL, R. FR. SIDE	64210-KPP-T00	ZH			F-43	4
10	FENDER SET, FR.	61000-KYJ-910	ZD			F-10	4
11	FLANGE SUB ASSY., RR. DRIVEN	42615-KYJ-900	ZA			F-19-40	7
12	GRIP, L. RR.	50325-KPP-T00	ZA			F-23	3
13	GRIP, R. RR.	50315-KPP-T00	ZA			F-23	2
14	LID, L. TANK	64470-KYJ-900	ZD			F-43	15
15	LID, R. TANK	64460-KYJ-900	ZD			F-43	14
16	MARK	86641-KYJ-900	ZA			F-50	4
17	MARK, ABS	86611-KYJ-910	ZA			F-50	3
18	MARK, HONDA	86645-KYJ-900	ZA			F-50	5
19	MARK, HONDA	86831-KPP-T00	ZA			F-50	6
20	MARK, L. WING	86172-KPP-T00	ZJ			F-50	2
21	MARK, R. WING	86171-KPP-T00	ZJ			F-50	1
22	PANEL, L. MIDDLE	64380-KYJ-900	ZD			F-45	8
23	PANEL, R. MIDDLE	64370-KYJ-900	ZD			F-45	7
24	TANK SET, FUEL	17520-KYJ-900	ZJ			F-21	8
25	WHEEL SUB ASSY., FR.	44650-KYJ-910	ZA			F-14-40	7
26	WHEEL SUB ASSY., RR.	42650-KYJ-900	ZA			F-19-40	10

## CBR250RA(CBR250RAB).....MA

No.	MODEL		CBR250RAB							
	COLOR		Candy ruby red	Asteroid black metallic	Sword silver metallic	Ross white	Applicable model		Applicable block No.	Ref.No.
	CODE		R-4C	NH-A35M	NH-A95M	NH-196	Initial applicable model	Final applicable model		
	Name of colored parts	Basic part No.	R4	NHA35E	NHA95	NH196				
1	COVER, FUEL TANK	64450-KPP-T00	ZG	ZA	ZH	ZB			F-21	18
2	COVER, L. RR.	83680-KPP-T00	ZD	ZD	ZD	ZC			F-24	11
3	COVER, R. RR.	83670-KPP-T00	ZD	ZD	ZD	ZC			F-24	10
4	COWL SET, FR. UPPER	64200-KYJ-900	ZE	ZD	ZF	ZJ			F-43	3
5	COWL SET, L. MIDDLE	64400-KYJ-900	ZB	ZA	ZC	ZD			F-45	9
6	COWL SET, R. MIDDLE	64300-KYJ-900	ZB	ZA	ZC	ZD			F-45	1
7	COWL SET, RR. CENTER UPPER	83450-KPP-T00	ZA	ZA	ZA	ZA			F-24	2
8	COWL, FR. UPPER	64250-KYJ-900	ZC	ZD	ZE	ZG			F-43	8
9	COWL, L. FR. SIDE	64220-KPP-T00	ZH	ZH	ZH	ZJ			F-43	6
10	COWL, L. MIDDLE	64430-KPP-T00	ZE	ZA	ZD	ZB			F-45	10
11	COWL, R. FR. SIDE	64210-KPP-T00	ZH	ZH	ZH	ZJ			F-43	4
12	COWL, R. MIDDLE	64330-KPP-T00	ZC	ZA	ZG	ZD			F-45	4
13	FENDER SET, FR.	61000-KYJ-910	ZC	ZD	ZE	ZG			F-10	4
14	FENDER, FR.	61100-KPP-T00	ZE	ZA	ZH	ZB			F-10	5
15	FLANGE SUB ASSY., RR. DRIVEN	42615-KYJ-900	ZA	ZA	ZA	ZA			F-19-40	7
16	GRIP, L. RR.	50325-KPP-T00	ZA	ZA	ZA	ZA			F-23	3
17	GRIP, R. RR.	50315-KPP-T00	ZA	ZA	ZA	ZA			F-23	2
18	LID, L. TANK	64470-KYJ-900	ZC	ZD	ZE	ZF			F-43	15
19	LID, R. TANK	64460-KYJ-900	ZC	ZD	ZE	ZF			F-43	14
20	MARK	86641-KYJ-900	ZB	ZA	ZC	ZD			F-50	4
21	MARK, ABS	86611-KYJ-910	ZA	ZA	ZA	ZA			F-50	3
22	MARK, HONDA	86645-KYJ-900	ZB	ZA	ZC	ZE			F-50	5
23	MARK, HONDA	86831-KPP-T00	ZA	ZA	ZA	ZA			F-50	6
24	MARK, L. WING	86172-KPP-T00	ZC	ZJ	ZF	ZA			F-50	2
25	MARK, R. WING	86171-KPP-T00	ZC	ZJ	ZF	ZA			F-50	1
26	PANEL, L. MIDDLE	64380-KYJ-900	ZD	ZD	ZD	ZA			F-45	8
27	PANEL, R. MIDDLE	64370-KYJ-900	ZD	ZD	ZD	ZA			F-45	7
28	TANK SET, FUEL	17520-KYJ-900	ZD	ZJ	ZG	ZK			F-21	8
29	WHEEL SUB ASSY., FR.	44650-KYJ-910	ZA	ZA	ZA	ZA			F-14-40	7
30	WHEEL SUB ASSY., RR.	42650-KYJ-900	ZA	ZA	ZA	ZA			F-19-40	10

## CBR250RA(CBR250RAB).....U

No.	MODEL		CBR250RAB				
	COLOR		Candy ruby red R-4C	Applicable model		Applicable block No.	Ref.No.
	CODE			Initial applicable model	Final applicable model		
	Name of colored parts	Basic part No.	R4				
1	COVER, FUEL TANK	64450-KPP-T00	ZG			F-21	18
2	COVER, L. RR.	83680-KPP-T00	ZD			F-24	11
3	COVER, R. RR.	83670-KPP-T00	ZD			F-24	10
4	COWL SET, FR. UPPER	64200-KYJ-900	ZE			F-43	3
5	COWL SET, L. MIDDLE	64400-KYJ-900	ZB			F-45	9
6	COWL SET, R. MIDDLE	64300-KYJ-900	ZB			F-45	1
7	COWL SET, RR. CENTER UPPER	83450-KPP-T00	ZA			F-24	2
8	COWL, L. FR. SIDE	64220-KPP-T00	ZH			F-43	6
9	COWL, R. FR. SIDE	64210-KPP-T00	ZH			F-43	4
10	FENDER SET, FR.	61000-KYJ-910	ZC			F-10	4
11	FLANGE SUB ASSY., RR. DRIVEN	42615-KYJ-900	ZA			F-19-40	7
12	GRIP, L. RR.	50325-KPP-T00	ZA			F-23	3
13	GRIP, R. RR.	50315-KPP-T00	ZA			F-23	2
14	LID, L. TANK	64470-KYJ-900	ZC			F-43	15
15	LID, R. TANK	64460-KYJ-900	ZC			F-43	14
16	MARK	86641-KYJ-900	ZB			F-50	4
17	MARK, ABS	86611-KYJ-910	ZA			F-50	3
18	MARK, HONDA	86645-KYJ-900	ZB			F-50	5
19	MARK, HONDA	86831-KPP-T00	ZA			F-50	6
20	MARK, L. WING	86172-KPP-T00	ZC			F-50	2
21	MARK, R. WING	86171-KPP-T00	ZC			F-50	1
22	PANEL, L. MIDDLE	64380-KYJ-900	ZD			F-45	8
23	PANEL, R. MIDDLE	64370-KYJ-900	ZD			F-45	7
24	TANK SET, FUEL	17520-KYJ-900	ZD			F-21	8
25	WHEEL SUB ASSY., FR.	44650-KYJ-910	ZA			F-14-40	7
26	WHEEL SUB ASSY., RR.	42650-KYJ-900	ZA			F-19-40	10

CBR250RA(CBR250RAB).....2U

No.	MODEL		CBR250RAB				Ref.No.
	COLOR		Asteroid black metallic NH-A35M	Applicable model		Applicable block No.	
	CODE			Initial applicable model	Final applicable model		
	Name of colored parts	Basic part No.	NHA35				
1	COVER, FUEL TANK	64450-KPP-T00	ZA			F-21	18
2	COVER, L. RR.	83680-KPP-T00	ZA			F-24	11
3	COVER, R. RR.	83670-KPP-T00	ZA			F-24	10
4	COWL SET, FR. UPPER	64200-KYJ-900	ZD			F-43	3
5	COWL SET, L. MIDDLE	64400-KYJ-900	ZA			F-45	9
6	COWL SET, R. MIDDLE	64300-KYJ-900	ZA			F-45	1
7	COWL SET, RR. CENTER UPPER	83450-KPP-T00	ZA			F-24	2
8	COWL, L. FR. SIDE	64220-KPP-T00	ZA			F-43	6
9	COWL, R. FR. SIDE	64210-KPP-T00	ZA			F-43	4
10	FENDER SET, FR.	61000-KYJ-910	ZD			F-10	4
11	FLANGE SUB ASSY., RR. DRIVEN	42615-KYJ-900	ZA			F-19-40	7
12	GRIP, L. RR.	50325-KPP-T00	ZA			F-23	3
13	GRIP, R. RR.	50315-KPP-T00	ZA			F-23	2
14	MARK	86641-KYJ-900	ZA			F-50	4
15	MARK, ABS	86611-KYJ-910	ZA			F-50	3
16	MARK, HONDA	86645-KYJ-900	ZA			F-50	5
17	MARK, HONDA	86831-KPP-T00	ZA			F-50	6
18	MARK, L. WING	86172-KPP-T00	ZJ			F-50	2
19	MARK, R. WING	86171-KPP-T00	ZJ			F-50	1
20	PANEL, L. MIDDLE	64380-KYJ-900	ZC			F-45	8
21	PANEL, R. MIDDLE	64370-KYJ-900	ZC			F-45	7
22	TANK SET, FUEL	17520-KYJ-900	ZB			F-21	8
23	WHEEL SUB ASSY., FR.	44650-KYJ-910	ZA			F-14-40	7
24	WHEEL SUB ASSY., RR.	42650-KYJ-900	ZA			F-19-40	10

## Fuel hose, general purpose hoses and vinyl hose

- The standard part fuel hose, general purpose hose and vinyl hose may be substituted by the coiled bulk part.
- When ordering the standard part fuel hose, general purpose hose and vinyl hose use the bulk part number written in the parts catalogue in brackets ( ) underneath the part name, or use the catalogue below.  
(The bulk part standard length is 1 m, however, those displayed in the catalogue < > are available in 3 m and 8 m lengths.)
- When exchanging the hose, cut and use at the specified length as mentioned in the part name.  
(For the method of cutting the bulk part, and method of filling out orders etc., please refer to the service manual and the instructions issued with the bulk part.)
- The list below is a catalogue of the standard part numbers and bulk part numbers. Note that those numbers are applicable to the listed replacement parts only.

Fuel hoses/Tubes			
Standard part No.	Bulk part No.	Bulk part	
		Inner diameter (mm)	Length (m)
95001-30xxx-2x	95001-30001-20M	3.0	1
95001-30xxx-3x	95001-30001-30M	3.0	1
95001-30xxx-4x	95001-30001-40M	3.0	1
95001-35xxx-2x	95001-35001-50M <95001-35003-50M>	3.5	1 3
95001-35xxx-3x	95001-35001-60M <95001-35003-60M>	3.5	1 3
95001-35xxx-4x	95001-35001-60M <95001-35003-60M>	3.5	1 3
95001-35xxx-5x	95001-35001-50M <95001-35003-50M>	3.5	1 3
95001-35xxx-6x	95001-35001-60M <95001-35003-60M>	3.5	1 3
95001-45xxx-2x	95001-45001-50M <95001-45003-50M>	4.5	1 3
95001-45xxx-3x	95001-45001-60M <95001-45003-60M> <95001-45008-60M>	4.5	1 3 8
95001-45xxx-4x	95001-45001-60M <95001-45003-60M> <95001-45008-60M>	4.5	1 3 8
95001-45xxx-5x	95001-45001-50M <95001-45003-50M>	4.5	1 3
95001-45xxx-6x	95001-45001-60M <95001-45003-60M> <95001-45008-60M>	4.5	1 3 8
95001-55xxx-2x	95001-55001-50M <95001-55003-50M> <95001-55008-50M>	5.5	1 3 8

Fuel hoses/Tubes			
Standard part No.	Bulk part No.	Bulk part	
		Inner diameter (mm)	Length (m)
95001-55xxx-3x	95001-55001-60M <95001-55003-60M> <95001-55008-60M>	5.5	1 3 8
95001-55xxx-4x	95001-55001-60M <95001-55003-60M> <95001-55008-60M>	5.5	1 3 8
95001-55xxx-5x	95001-55001-50M <95001-55003-50M> <95001-55008-50M>	5.5	1 3 8
95001-55xxx-6x	95001-55001-60M <95001-55003-60M> <95001-55008-60M>	5.5	1 3 8
95001-75xxx-2x	95001-75001-50M <95001-75003-50M>	7.5	1 3
95001-75xxx-3x	95001-75001-60M <95001-75003-60M> <95001-75008-60M>	7.5	1 3 8
95001-75xxx-4x	95001-75001-60M <95001-75003-60M> <95001-75008-60M>	7.5	1 3 8
95001-75xxx-5x	95001-75001-50M <95001-75003-50M>	7.5	1 3
95001-75xxx-6x	95001-75001-60M <95001-75003-60M> <95001-75008-60M>	7.5	1 3 8
95001-80xxx-2x	95001-80001-50M	8.0	1
95001-80xxx-3x	95001-80001-60M	8.0	1
95001-80xxx-4x	95001-80001-60M	8.0	1
95001-80xxx-5x	95001-80001-50M	8.0	1
95001-80xxx-6x	95001-80001-60M	8.0	1

Vinyl tube				
Standard part No.	Bulk part No.	Bulk part		
		Inner dia- meter (mm)	Outer dia-meter (mm)	Length (m)
95003-01xxx-3x	95003-01001-60M <95003-01003-60M>	2.9	6.8	1 3
95003-01xxx-60	95003-01001-60M <95003-01003-60M>	2.9	6.8	1 3
95003-03xxx-3x	95003-03001-60M <95003-03003-60M>	3.0	6.0	1 3
95003-03xxx-60	95003-03001-60M <95003-03003-60M>	3.0	6.0	1 3
95003-05xxx-3x	95003-05001-60M <95003-05003-60M> <95003-05008-60M>	3.5	6.5	1 3 8
95003-05xxx-60	95003-05001-60M <95003-05003-60M> <95003-05008-60M>	3.5	6.5	1 3 8
95003-07xxx-1x	95003-07001-10M <95003-07003-10M> <95003-07008-10M>	4.0	7.0	1 3 8
95003-07xxx-20	95003-07001-10M <95003-07003-10M> <95003-07008-10M>	4.0	7.0	1 3 8
95003-07xxx-3x	95003-07001-60M <95003-07003-60M> <95003-07008-60M>	4.0	7.0	1 3 8
95003-07xxx-60	95003-07001-60M <95003-07003-60M> <95003-07008-60M>	4.0	7.0	1 3 8
95003-07xxx-7x	95003-07001-70M <95003-07003-70M> <95003-07008-70M>	4.0	7.0	1 3 8
95003-08xxx-1x	95003-08001-10M <95003-08003-10M> <95003-08008-10M>	4.5	6.5	1 3 8
95003-09xxx-3x	95003-09001-60M <95003-09003-60M>	4.5	8.0	1 3
95003-09xxx-60	95003-09001-60M <95003-09003-60M>	4.5	8.0	1 3
95003-10xxx-1x	95003-10001-10M <95003-10003-10M>	5.0	8.0	1 3
95003-10xxx-20	95003-10001-10M <95003-10003-10M>	5.0	8.0	1 3
95003-10xxx-3x	95003-10001-60M <95003-10003-60M>	5.0	8.0	1 3
95003-10xxx-60	95003-10001-60M <95003-10003-60M>	5.0	8.0	1 3
95003-11xxx-3x	95003-11001-60M <95003-11003-60M> <95003-11008-60M>	5.0	9.0	1 3 8
95003-11xxx-60	95003-11001-60M <95003-11003-60M> <95003-11008-60M>	5.0	9.0	1 3 8
95003-12xxx-1x	95003-12001-10M <95003-12003-10M> <95003-12008-10M>	5.0	7.0	1 3 8
95003-12xxx-20	95003-12001-10M <95003-12003-10M> <95003-12008-10M>	5.0	7.0	1 3 8

Vinyl tube				
Standard part No.	Bulk part No.	Bulk part		
		Inner dia- meter (mm)	Outer dia-meter (mm)	Length (m)
95003-14xxx-1x	95003-14001-10M <95003-14003-10M>	6.0	9.0	1 3
95003-14xxx-20	95003-14001-10M <95003-14003-10M>	6.0	9.0	1 3
95003-14xxx-3x	95003-14001-60M <95003-14003-60M>	6.0	9.0	1 3
95003-17xxx-1x	95003-17001-10M <95003-17003-10M>	7.0	9.0	1 3
95003-19xxx-1x	95003-19001-10M <95003-19003-10M> <95003-19008-10M>	7.0	11.0	1 3 8
95003-19xxx-20	95003-19001-10M <95003-19003-10M> <95003-19008-10M>	7.0	11.0	1 3 8
95003-19xxx-3x	95003-19001-60M <95003-19003-60M> <95003-19008-60M>	7.0	11.0	1 3 8
95003-19xxx-60	95003-19001-60M <95003-19003-60M> <95003-19008-60M>	7.0	11.0	1 3 8
95003-21xxx-1x	95003-21001-10M <95003-21003-10M>	8.0	9.0	1 3
95003-21xxx-20	95003-21001-10M <95003-21003-10M>	8.0	9.0	1 3
95003-23xxx-1x	95003-23001-10M <95003-23003-10M>	8.0	12.0	1 3
95003-23xxx-20	95003-23001-10M <95003-23003-10M>	8.0	12.0	1 3
95003-23xxx-3x	95003-23001-60M <95003-23003-60M> <95003-23008-60M>	8.0	12.0	1 3 8
95003-23xxx-60	95003-23001-60M <95003-23003-60M> <95003-23008-60M>	8.0	12.0	1 3 8
95003-25xxx-1x	95003-25001-10M <95003-25003-10M>	9.0	11.0	1 3
95003-25xxx-20	95003-25001-10M <95003-25003-10M>	9.0	11.0	1 3
95003-25xxx-3x	95003-25001-60M <95003-25003-60M>	9.0	11.0	1 3
95003-25xxx-7x	95003-25001-70M <95003-25003-70M>	9.0	11.0	1 3
95003-27xxx-1x	95003-27001-10M <95003-27003-10M>	9.0	13.0	1 3
95003-27xxx-20	95003-27001-10M <95003-27003-10M>	9.0	13.0	1 3
95003-27xxx-3x	95003-27001-60M <95003-27003-60M>	9.0	13.0	1 3
95003-27xxx-60	95003-27001-60M <95003-27003-60M>	9.0	13.0	1 3
95003-33xxx-1x	95003-33001-10M <95003-33003-10M>	10.0	14.0	1 3
95003-33xxx-20	95003-33001-10M <95003-33003-10M>	10.0	14.0	1 3

Vinyl tube				
Standard part No.	Bulk part No.	Bulk part		
		Inner dia- meter (mm)	Outer dia-meter (mm)	Length (m)
95003-36xxx-1x	95003-36001-10M <95003-36003-10M> <95003-36008-10M>	11.0	13.0	1 3 8
95003-36xxx-20	95003-36001-10M <95003-36003-10M> <95003-36008-10M>	11.0	13.0	1 3 8
95003-37xxx-3x	95003-37001-60M <95003-37003-60M>	11.0	15.0	1 3
95003-37xxx-60	95003-37001-60M <95003-37003-60M>	11.0	15.0	1 3
95003-38xxx-1x	95003-38001-10M <95003-38003-10M>	12.0	13.0	1 3
95003-38xxx-20	95003-38001-10M <95003-38003-10M>	12.0	13.0	1 3
95003-39xxx-1x	95003-39001-10M <95003-39003-10M>	12.0	14.0	1 3
95003-39xxx-20	95003-39001-10M <95003-39003-10M>	12.0	14.0	1 3
95003-40xxx-20	95003-40001-10M <95003-40003-10M>	12.0	16.0	1 3
95003-40xxx-3x	95003-40001-60M <95003-40003-60M>	12.0	16.0	1 3
95003-40xxx-60	95003-40001-60M <95003-40003-60M>	12.0	16.0	1 3
95003-43xxx-1x	95003-43001-10M <95003-43003-10M> <95003-43008-10M>	13.0	15.0	1 3 8
95003-43xxx-20	95003-43001-10M <95003-43003-10M> <95003-43008-10M>	13.0	15.0	1 3 8
95003-45xxx-1x	95003-45001-10M <95003-45003-10M> <95003-45008-10M>	14.0	18.0	1 3 8
95003-45xxx-20	95003-45001-10M <95003-45003-10M> <95003-45008-10M>	14.0	18.0	1 3 8
95003-50xxx-1x	95003-50001-10M <95003-50003-10M>	16.0	19.0	1 3
95003-50xxx-20	95003-50001-10M <95003-50003-10M>	16.0	19.0	1 3
95003-50xxx-3x	95003-50001-60M <95003-50003-60M>	16.0	19.0	1 3
95003-55xxx-1x	95003-55001-10M <95003-55003-10M>	17.5	20.5	1 3
95003-55xxx-20	95003-55001-10M <95003-55003-10M>	17.5	20.5	1 3
95003-60xxx-1x	95003-60001-10M <95003-60003-10M>	22.0	27.0	1 3
95003-60xxx-20	95003-60001-10M <95003-60003-10M>	22.0	27.0	1 3
95003-60xxx-3x	95003-60001-60M <95003-60003-60M>	22.0	27.0	1 3
95003-60xxx-60	95003-60001-60M <95003-60003-60M>	22.0	27.0	1 3

General purpose hoses			
Standard part No.	Bulk part No.	Bulk part	
		Inner diameter (mm)	Length (m)
95005-11xxx-3x	95005-11001-30M	11.0	1
95005-11xxx-5x	95005-11001-50M	11.0	1
95005-12xxx-1x	95005-12001-10M <95005-12003-10M>	12.0	1 3
95005-12xxx-2x	95005-12001-20M	12.0	1
95005-12xxx-3x	95005-12001-30M	12.0	1
95005-12xxx-5x	95005-12001-50M	12.0	1
95005-14xxx-1x	95005-14001-10M	14.0	1
95005-14xxx-2x	95005-14001-20M <95005-14003-20M>	14.0	1 3
95005-14xxx-3x	95005-14001-30M	14.0	1
95005-14xxx-5x	95005-14001-50M	14.0	1
95005-17xxx-1x	95005-17001-10M	17.0	1
95005-17xxx-2x	95005-17001-20M	17.0	1
95005-17xxx-3x	95005-17001-30M	17.0	1
95005-17xxx-5x	95005-17001-50M	17.0	1
95005-30xxx-3x	95005-30001-30M	3.0	1
95005-30xxx-5x	95005-30001-50M	3.0	1
95005-35xxx-1x	95005-35001-10M <95005-35003-10M> <95005-35008-10M>	3.5	1 3 8
95005-35xxx-2x	95005-35001-20M	3.5	1
95005-35xxx-3x	95005-35001-30M	3.5	1
95005-35xxx-4x	95005-35001-10M <95005-35003-10M> <95005-35008-10M>	3.5	1 3 8
95005-35xxx-5x	95005-35001-50M	3.5	1
95005-45xxx-1x	95005-45001-10M <95005-45003-10M> <95005-45008-10M>	4.5	1 3 8
95005-45xxx-2x	95005-45001-20M	4.5	1
95005-45xxx-3x	95005-45001-30M	4.5	1

General purpose hoses			
Standard part No.	Bulk part No.	Bulk part	
		Inner diameter (mm)	Length (m)
95005-45xxx-4x	95005-45001-10M <95005-45003-10M> <95005-45008-10M>	4.5	1 3 8
95005-45xxx-5x	95005-45001-50M	4.5	1
95005-50xxx-3x	95005-50001-30M <95005-50003-30M>	5.0	1 3
95005-50xxx-5x	95005-50001-50M	5.0	1
95005-55xxx-1x	95005-55001-10M <95005-55003-10M> <95005-55008-10M>	5.3	1 3 8
95005-55xxx-2x	95005-55001-20M <95005-55003-20M>	5.3	1 3
95005-55xxx-4x	95005-55001-10M <95005-55003-10M> <95005-55008-10M>	5.3	1 3 8
95005-65xxx-1x	95005-65001-10M <95005-65003-10M>	6.5	1 3
95005-65xxx-2x	95005-65001-20M	6.5	1
95005-70xxx-3x	95005-70001-30M <95005-70003-30M>	7.0	1 3
95005-70xxx-5x	95005-70001-50M	7.0	1
95005-75xxx-1x	95005-75001-10M <95005-75003-10M>	7.3	1 3
95005-75xxx-2x	95005-75001-20M	7.3	1
95005-80xxx-1x	95005-80001-10M <95005-80003-10M>	8.0	1 3
95005-80xxx-2x	95005-80001-20M	8.0	1
95005-80xxx-3x	95005-80001-30M	8.0	1
95005-80xxx-5x	95005-80001-50M	8.0	1
95005-91xxx-3x	95005-91001-30M	12.0	1
95005-91xxx-5x	95005-91001-50M	12.0	1
95005-92xxx-3x	95005-92001-30M	12.0	1
95005-92xxx-5x	95005-92001-50M	12.0	1

NOTE: X is displayed to represent the omitted numerals and letters of the roman alphabet.

⊙ **CAUTION: It is DANGEROUS to confuse the fuel hose with the general purpose hose or vinyl hose.**

Never use a general purpose hose or vinyl hose in place of a fuel hose or vice versa. Always use the correct bulk part in the parts catalogue, according to the service manual or the instructions issued with the bulk part.



• Bulk part number of fuel hose, general purpose hose and vinyl hose.

(Example)

9 5 0 0 1 - 7 5 0 0 1 - 5 0 M

**Bulk part number:** Refers to the bulk part.

**Marking code (hose type):** (fuel hose and general purpose hose)

**Change code (for added hose):** (Vinyl hose)

- Indicates number mark or change sequence, however, the code for the bulk part must be strictly 0 (zero).

**Types of code:**

- Fuel hose
  - 2: Red outside braid (3 mm inside dia. only)
  - 5: Black inside braid
  - 3: Red (3 mm inside dia. only)
  - 4: Ash gray with red stripe (3 mm inside dia. only)
  - 6: Black

- Vinyl hose
  - 1: Clear
  - 2: Black
  - 3: Light red
  - 6: Light red
  - 7: Pale black

- General hose
  - 1: Ash gray
  - 2: Ash gray
  - 3: Black
  - 5: Black

**Lengths:** 001: 1 m (standard)  
003: 3 m  
008: 8 m

**I.D code:** (fuel hose and general purpose hose)

- |                    |                                |
|--------------------|--------------------------------|
| 30: 3.0 mm         | 11: 11 mm                      |
| 35: 3.5 mm         | 91: 12 mm (outside dia. 15) mm |
| 45: 4.5 mm         | 92: 12 mm (outside dia. 16) mm |
| 50: 5.0 mm         | 12: 12 mm (outside dia. 17) mm |
| 55: 5.3 mm, 5.5 mm | 14: 14 mm                      |
| 65: 6.5 mm         | 17: 17 mm                      |
| 70: 7.0 mm         |                                |
| 75: 7.3 mm, 7.5 mm |                                |
| 80: 8.0 mm         |                                |

**ID./OD. code:** (vinyl hose)

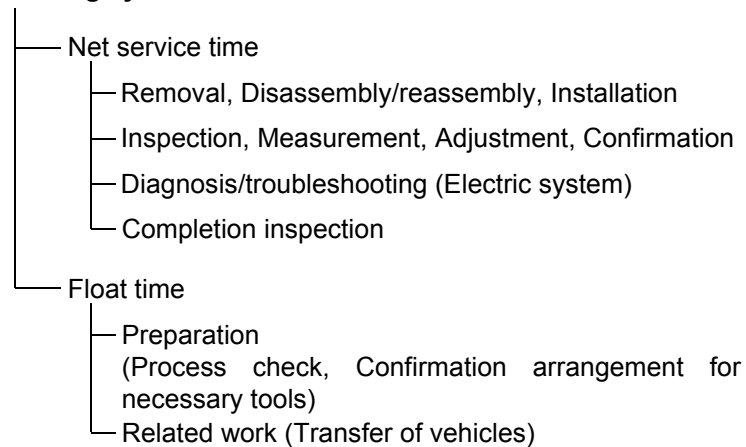
- |                         |                           |                           |
|-------------------------|---------------------------|---------------------------|
| 01: ID. 2.9, OD. 6.8 mm | 14: ID. 6.0, OD. 9.0 mm   | 37: ID. 11.0, OD. 15.0 mm |
| 03: ID. 3.0, OD. 6.0 mm | 17: ID. 7.0, OD. 9.0 mm   | 38: ID. 12.0, OD. 13.0 mm |
| 05: ID. 3.5, OD. 6.5 mm | 19: ID. 7.0, OD. 11.0 mm  | 39: ID. 12.0, OD. 14.0 mm |
| 07: ID. 4.0, OD. 7.0 mm | 21: ID. 8.0, OD. 9.0 mm   | 40: ID. 12.0, OD. 16.0 mm |
| 08: ID. 4.5, OD. 6.5 mm | 23: ID. 8.0, OD. 12.0 mm  | 43: ID. 13.0, OD. 15.0 mm |
| 09: ID. 4.5, OD. 8.0 mm | 25: ID. 9.0, OD. 11.0 mm  | 45: ID. 14.0, OD. 18.0 mm |
| 12: ID. 5.0, OD. 7.0 mm | 27: ID. 9.0, OD. 13.0 mm  | 50: ID. 16.0, OD. 19.0 mm |
| 10: ID. 5.0, OD. 8.0 mm | 33: ID. 10.0, OD. 14.0 mm | 55: ID. 17.5, OD. 20.5 mm |
| 11: ID. 5.0, OD. 9.0 mm | 36: ID. 11.0, OD. 13.0 mm | 60: ID. 22.0, OD. 27.0 mm |

**Hose type:** 1: Fuel hose  
3: Vinyl hose  
5: General hose

## FLAT RATE SERVICE TIME

Flat rate service time (FRT) means the standard time required to service a MC, which is listed in this manual to help the dealers control the actual working process and calculate the service charge by using it as a guide.

### FRT setting system



\* Float time is set by multiplying the net service time by a given coefficient.

### Editorial style

The service items shown in the text are listed with the exchange work time for the repair sales parts as the subject. Other representative service items not using repair parts (removal/installation, adjustment, inspection/measuring, and other work) are listed collectively in the list in the preface, classified according to the work.

### FRT setting standard

- Decimal system (in unit of 0.1) is adopted to set FRT as it is convenient to calculate the wage.  
Example: (0.1) → 6 minutes, (0.2) → 12 minutes  
[Labor cost per hour] x [FRT] = [Wage]
- FRT is set with a hand tool.
- Service items and FRT can be subject to change depending on development of tools and service equipment and improvement in service procedure.

**Work procedure**

- As the work procedure is set with the work time according to the method in the separate Service Manual, refer to this Manual as required.
- Work methods permitting servicing in the shortest time still permitting assurance of safe work and product warranty are used for the setting of service items not listed in the Service Manual.
- Work basically is to be performed by one person, and when two or more people are required, setting is done as the total time for the number of people.
- The set value for the technological level of the workers uses a person with three years of experience in the repair of Honda vehicles as the standard.
- Special tools and service equipment used to set FRT are those specified or recommended in Service Manual.

**Service item whose FRT is not presented**

- Accessories and service parts that are not listed to use in this manual.
  - Locations with little aging deterioration or breakage during normal use.
  - Service work that can be finished by one touch.
  - Service work that is seldom done (i.e. extremely small causes of trouble and service frequency).
- \* When FRT is not presented, please calculate wages based on appropriate actual work time

**Operation not included of FRT**

- Oil and coolant water draining, Waiting time for warming up operation and etc..
- Additional operation that involves removal/installation of standard exterior equipment.
- Indirect time spent for service by visiting the customer, trade-in, and delivery of a MC.
- Indirect time required for ordering and delivery of parts.
- Cost for grease, adhesive agent, etc. used for service work.

**Explanation of FRT by using an example  
(The example may differ from the actual presented items)**

Ref. No.	L.O.N.	(Relative ref. Number) Description	F.R.T.
②	111118	(1, 3, 4, 7) CAMSHAFT ..... 4.5	②
③	111118A	⑥ • Includes: Valve clearance adjustment Replace rocker arm add ..... 1.0	⑤

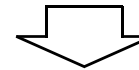
- ① Reference No. of the illustration of part that shows location of the replacement work.
- ② FRT is an abbreviation of Flat Rate Time indicating the standard service time required for the replacement.
- ③ LON is an abbreviation of Labor Operation Number, and it is a classification of the service items by the work unit code.  
  
The same operation code is used regardless of the models.  
  
Standard operation is indicated with 6 digits code, and additional operation is indicated with 7 digits code.
- ④ Indicating the camshaft replacement and FRT4.5.
- ⑤ Indicating FRT1.0 that will be added when additional operation (replace rocker arm) is done in association with camshaft replacement.

- ⑥ Indicating work contents that are included in the service item.
- ⑦ Indicating a reference No. whose operation and time are the same as FRT4.5 for the camshaft.

(The application range is limited to the service items without an LON setting within a same block.)

**How to refer to the service item by using the sample  
(camshaft replacement)**

Open to the page of the block where the camshaft's spare part illustration is shown.



Look for the camshaft illustration, and refer to the service item and FRT that agree with the reference No.

Indication mark for the listing of service items that continues to the following page

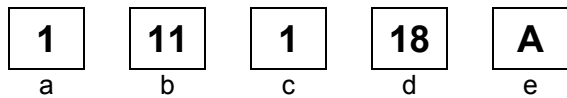
Ref. No.	L.O.N.	(Relative ref. Number) Description	F.R.T.
2	111118	CAMSHAFT .....	4.5
	.	.	.
	.	.	.

+  
Mark indicated at the last line.

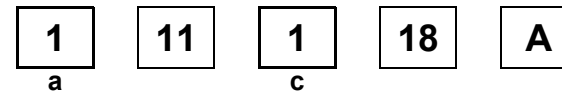
Indication of the block with no setting of FRT

Ref. No.	L.O.N.	(Relative ref. Number) Description	F.R.T.
NO INFORMATION .....			

• LON code system



- a) Category code..... Engine
- b) Location/function code ..... Engine upper
- c) Operation code..... Replace
- d) Operation sequence number (Unit code can be shown with alphabet) ..... camshaft (No regular rule of code)
- e) Additional code ..... replace rocker arm (No regular rule of code)



a) Category codes and classification

Code	Category
1	Engine
2	Transmission
3	Fuel & Exhaust
4	Frame & Body
5	Steering/Suspension
6	Electrical
7	Wheels/Brakes
8	Controls/instrument
9	-
0	-

c) Operation codes and classification

Code	Operation category
1	Replace, Removal/Installation, Change
2	Overhaul
3	Adjust, Balance
4	(Paint-related work: Top-coat)
5	Test, Inspect/diagnose, Measurement, Check
6	(Overhaul-related work: Rebore)
7	(Overhaul-related work: Reseal)
8	(Resurface)
9	(Paint-related work: Refinish)
0	Repair, Cleaning, Air bleeding

Major service items without using spare parts

(1) Removal/Installation, (2) Adjustment,  
(3) Inspection/Masurement, (4) Overhaul, (5) Other work

E: Engine, F: Frame

### \* OPERATIONS OTHER THAN REPLACING PARTS

#### (1) Removal and installation

Set for the configuration with the parts removed from the vehicle.

	LON	DESCRIPTION	FRT
E	1101E5	<b>TILTING ENGINE ASSEMBLY-REMOVAL/INSTALLATION</b> INCLUDES: All necessary adjustment	3.0
	1111K0	<b>CYLINDER HEAD ASSEMBLY-REMOVAL/INSTALLATION</b> INCLUDES: Engine removal and installation	3.6
	3111D5	<b>THROTTLE BODY ASSEMBLY-REMOVAL/INSTALLATION</b>	1.2
	1101E6	<b>CRANKCASE SEPARATION</b> INCLUDES: Engine removal and installation	5.3
F	1151E6	<b>RADIATOR ASSEMBLY-REMOVAL/INSTALLATION</b>	0.8

#### (2) Adjustment

	LON	DESCRIPTION	FRT
E	2123A0	<b>CLUTCH-ADJUSTMENT</b> INCLUDES: Clutch lever adjustment	0.1
	1113A0	<b>VALVE CLEARANCE-ADJUSTMENT</b> NOTE: For 1 vehicle	1.4
F	6163A0	<b>HEADLIGHT-AIMING</b>	0.1
	2133A0	<b>DRIVE CHAIN-ADJUSTMENT</b>	0.1
	7103A1	<b>FRONT WHEEL-BALANCE</b>	0.6
	7103A2	<b>REAR WHEEL-BALANCE</b>	0.7
	3113A3	<b>THROTTLE OPERATION-ADJUSTMENT</b>	0.1

#### (3) Inspection, Measurement

	LON	DESCRIPTION	FRT
E	1115A0	<b>COMPRESSION PRESSURE-MEASUREMENT</b>	0.6
	6145A0	<b>IGNITION TIMING-INSPECTION</b>	0.2
F	6105A0	<b>BATTERY-CHECKING OF ELECTROLYTE LEVEL &amp; CHARGE</b>	0.2

#### (5) Other work

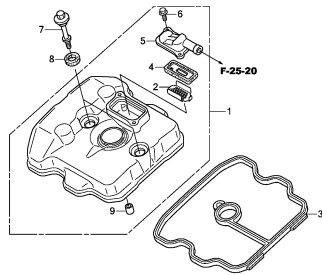
	LON	DESCRIPTION	FRT
E	1130A1	<b>OIL FILTER SCREEN-CLEANING</b>	0.9
F	3120A0	<b>CLEANER ELEMENT-CLEANING</b>	0.2
	7110A0	<b>FRONT BRAKE-AIR BLEEDING</b>	0.2
	7110A1	<b>REAR BRAKE-AIR BLEEDING</b>	0.2
	7110A1B	ABS add	0.1
	1151E7	<b>RADIATOR COOLANT-CHANGE</b>	0.5

# ENGINE GROUP

C12

E-1

CYLINDER HEAD COVER

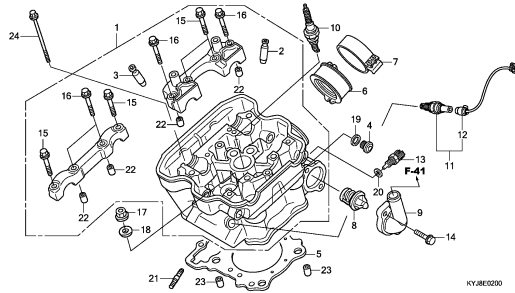


E 1

KY.RE0100

E-2

CYLINDER HEAD

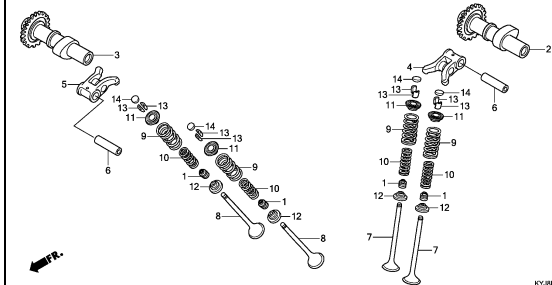


E 2

KY.RE0200

E-3

CAMSHAFT/VALVE

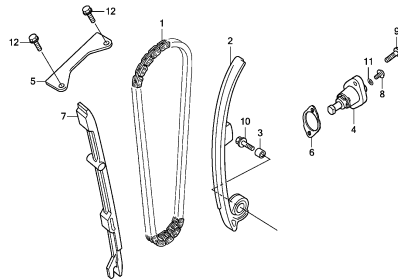


E 4

KY.RE0300

E-4

CAM CHAIN/TENSIONER

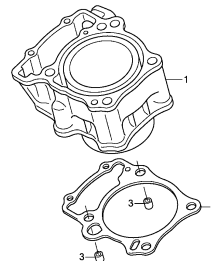


E 7

KY.RE0400

E-5

CYLINDER

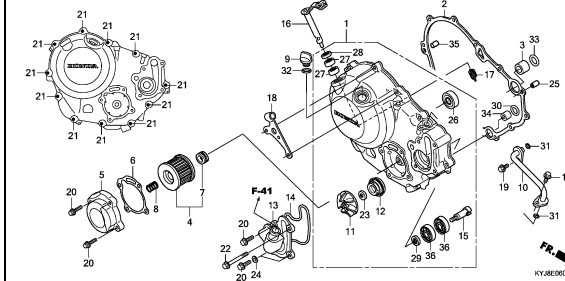


E 8

KY.RE0500

E-6

RIGHT CRANKCASE COVER

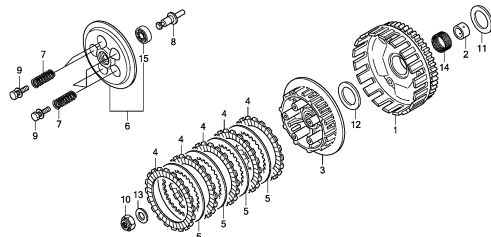


E 9

KY.RE0600

E-8

CLUTCH

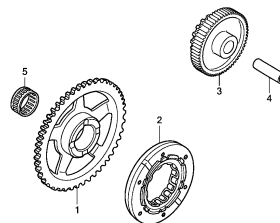


E11

KY.RE0800

E-9

STARTING CLUTCH

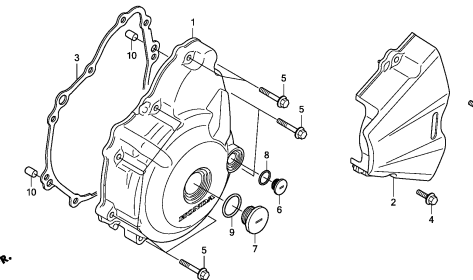


E12

KY.RE0900

E-10

LEFT CRANKCASE COVER



E13

KY.RE1000

2

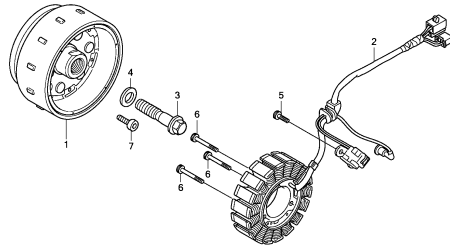
# ENGINE GROUP

C13

E-11

GENERATOR

E14

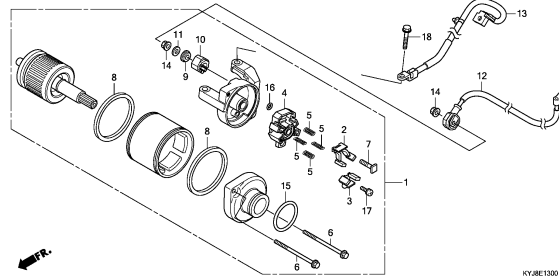


KY.BE1100

E-13

STARTING MOTOR

E15

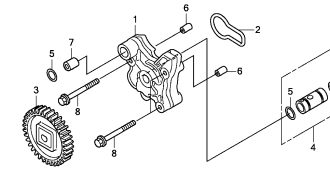


KY.BE1300

E-14

OIL PUMP

E16

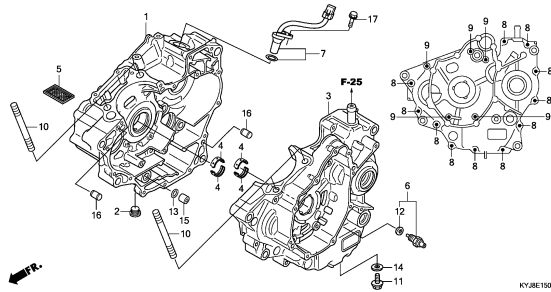


KY.BE1400

E-15

CRANKCASE

F 1

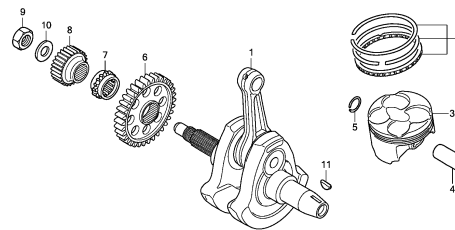


KY.BE1500

E-16

CRANK SHAFT/PISTON

F 2

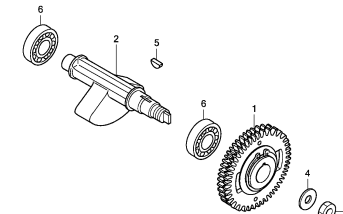


KY.BE1600

E-16-10

BALANCER SHAFT

F 3

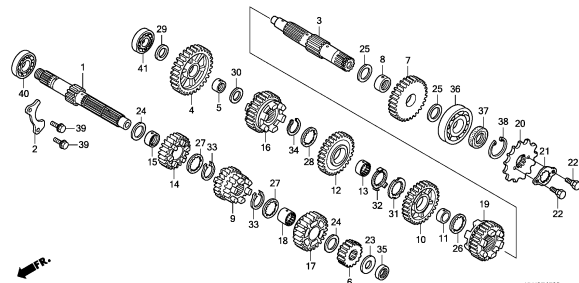


KY.BE1610

E-17

TRANSMISSION

F 4

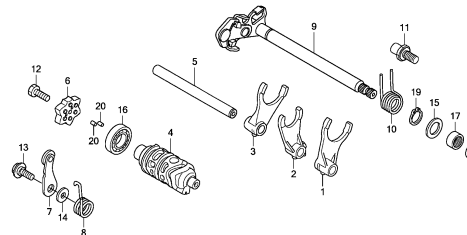


KY.BE1700

E-19

GEAR SHIFT DRUM

F 6

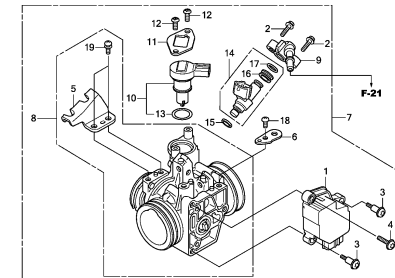


KY.BE1900

E-23

THROTTLE BODY

F 7



KY.BE2300

2



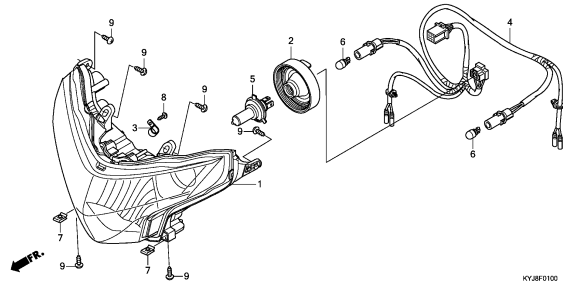
# FRAME GROUP

**C14**

**F-1**

**HEADLIGHT**

**G 1**

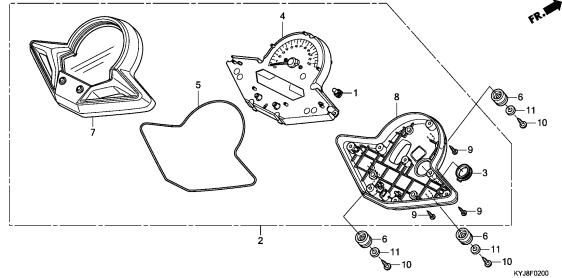


KYJRF0100

**F-2**

**METER**

**G 2**

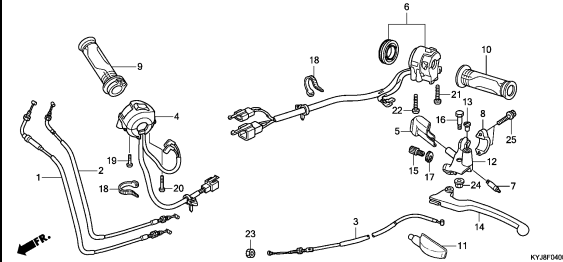


KYJRF0200

**F-4**

**HANDLE LEVER/SWITCH/CABLE**

**G 3**

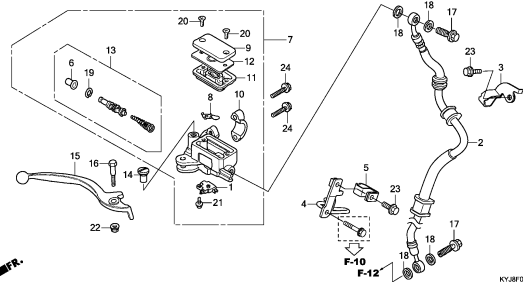


KYJRF0400

**F-5**

**FR. BRAKE MASTER CYLINDER(CBR250R)**

**G 5**

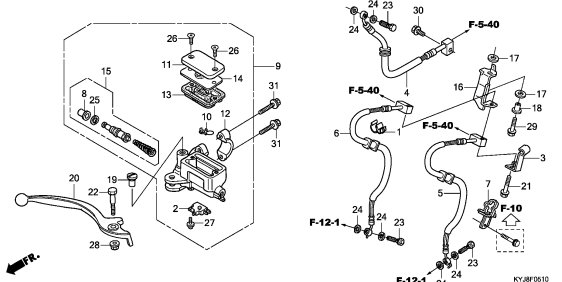


KYJRF0500

**F-5-10**

**FR. BRAKE MASTER CYLINDER (CBR250RA)**

**G 6**

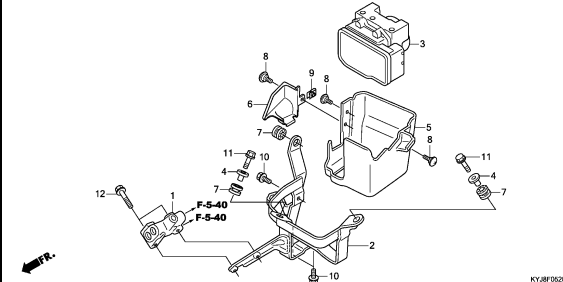


KYJRF0510

**F-5-20**

**ABS MODULATOR**

**G 8**

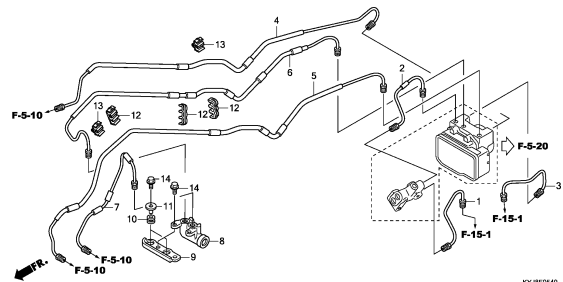


KYJRF0620

**F-5-40**

**BRAKE PIPE**

**G 9**

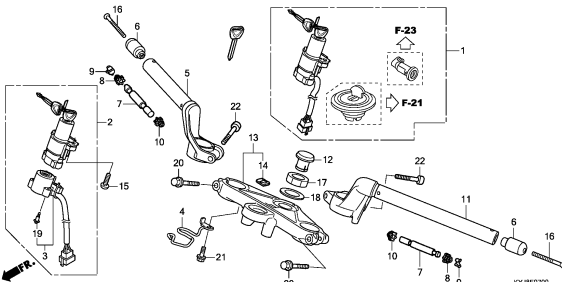


KYJRF0540

**F-7**

**HANDLE PIPE/TOP BRIDGE**

**G10**

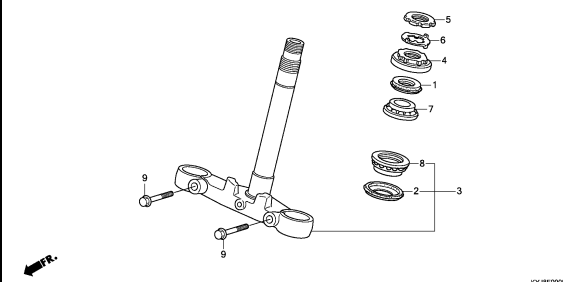


KYJRF0700

**F-9**

**STEERING STEM**

**G11**



KYJRF0900

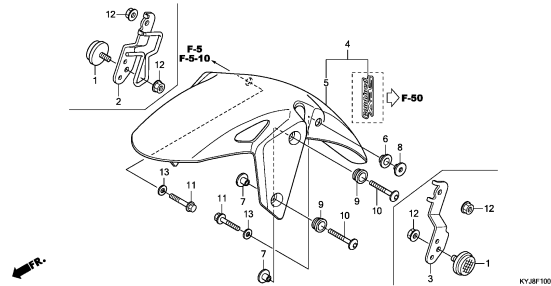
# FRAME GROUP

C15

F-10

FRONT FENDER

G12

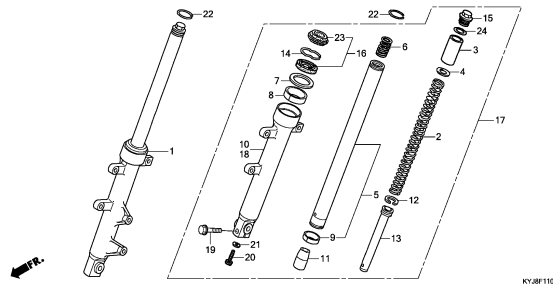


KYJRF1000

F-11

FRONT FORK

G14

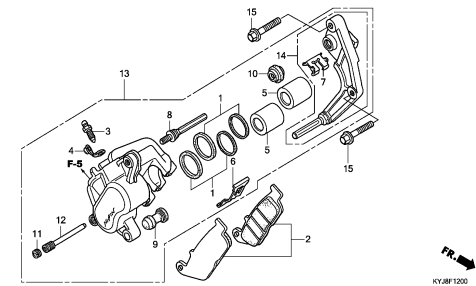


KYJRF1100

F-12

FRONT BRAKE CALIPER(CBR250R)

G16

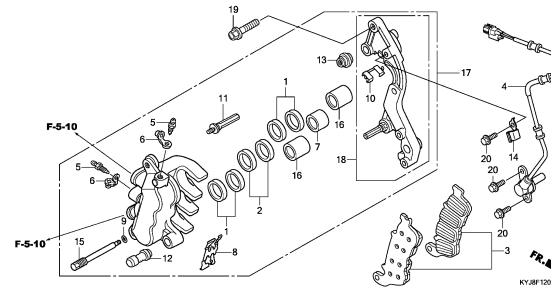


KYJRF1200

F-12-1

FRONT BRAKE CALIPER(CBR250RA)

H 1

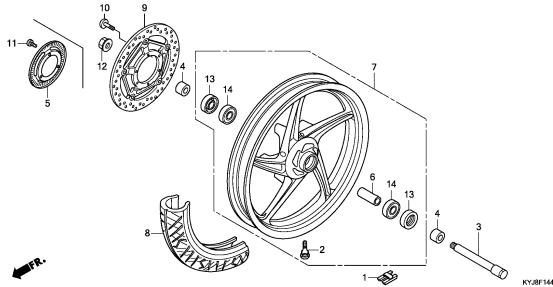


KYJRF1201

F-14-40

FRONT WHEEL

H 2

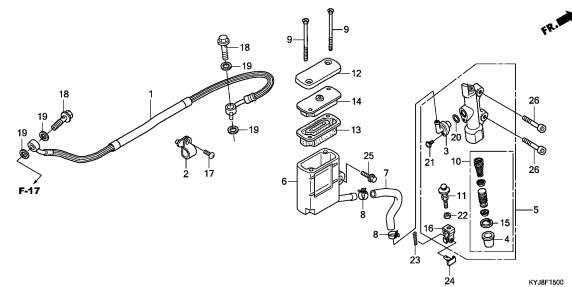


KYJRF1440

F-15

REAR BRAKE MASTER CYLINDER (CBR250R)

H 3

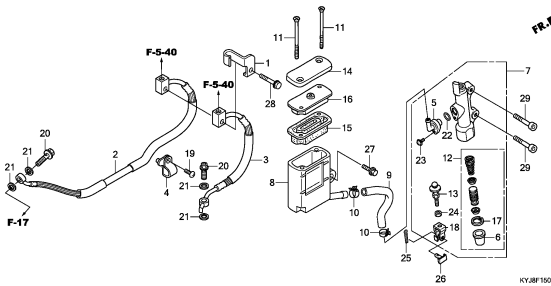


KYJRF1500

F-15-1

REAR BRAKE MASTER CYLINDER (CBR250RA)

H 5

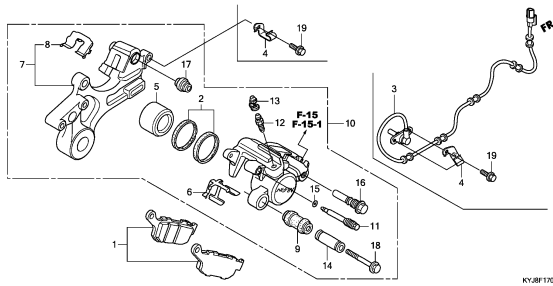


KYJRF1501

F-17

REAR BRAKE CALIPER

H 7

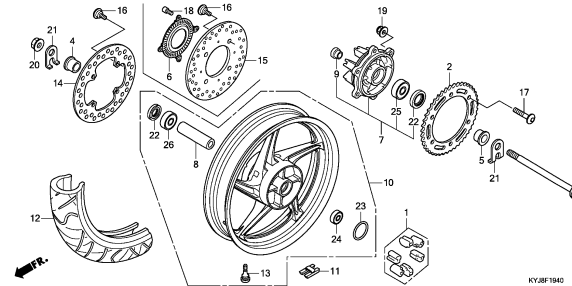


KYJRF1700

F-19-40

REAR WHEEL

H 8



KYJRF1940

3

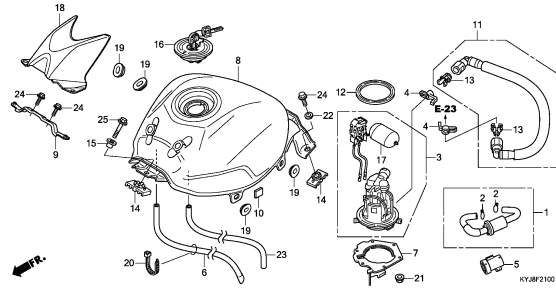
# FRAME GROUP

C16

F-21

FUEL TANK

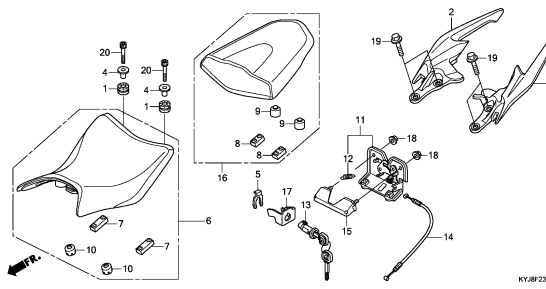
H10



F-23

SEAT

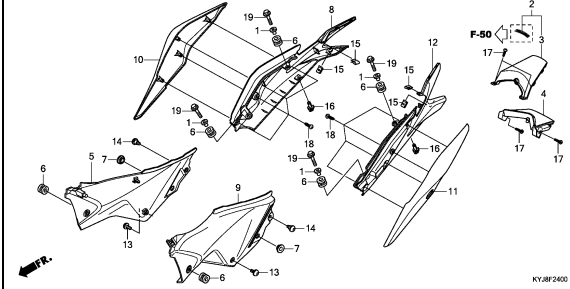
H12



F-24

SIDE COVER/REAR COWL

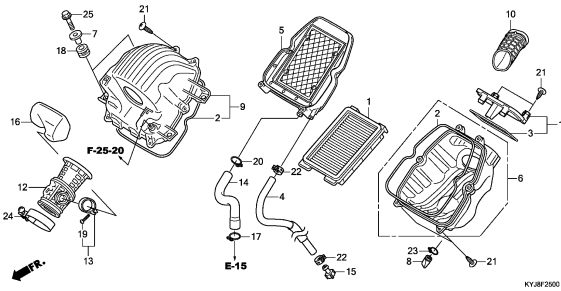
H13



F-25

AIR CLEANER

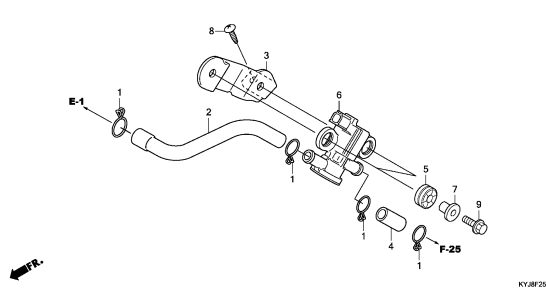
H15



F-25-20

AIR INJECTION SOLENOID VALVE

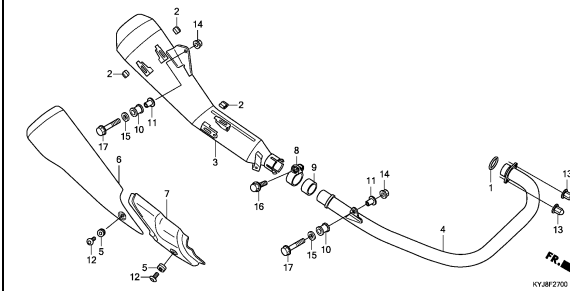
H16



F-27

EXHAUST MUFFLER

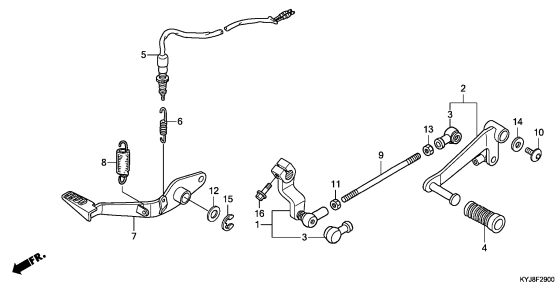
I 1



F-29

PEDAL

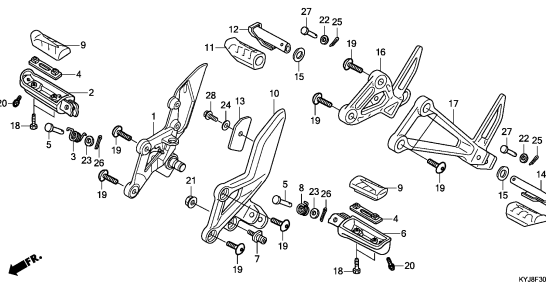
I 2



F-30

STEP

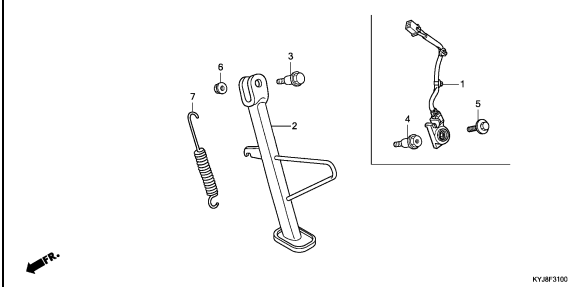
I 3



F-31

STAND

I 5



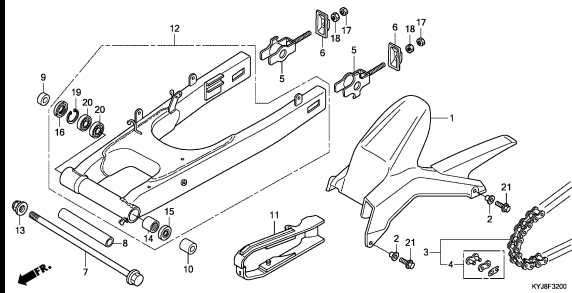
# FRAME GROUP

**D 1**

**F-32**

**SWINGARM**

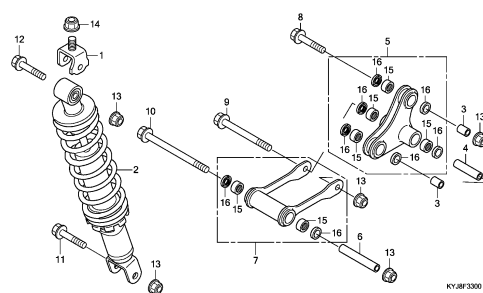
**I 6**



**F-33**

**REAR CUSHION**

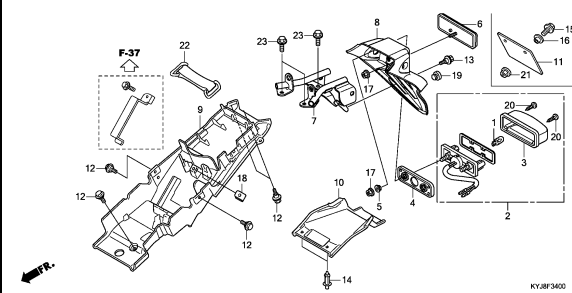
**I 7**



**F-34**

**REAR FENDER**

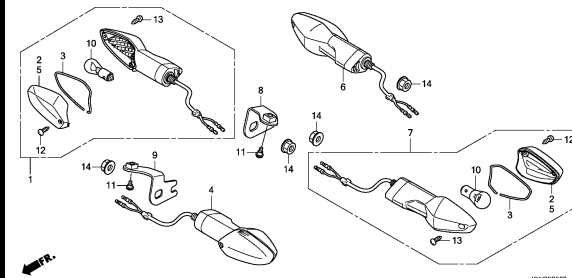
**I 8**



**F-35**

**WINKER**

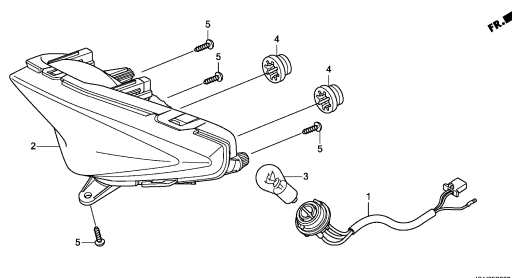
**I 9**



**F-36**

**TAILLIGHT**

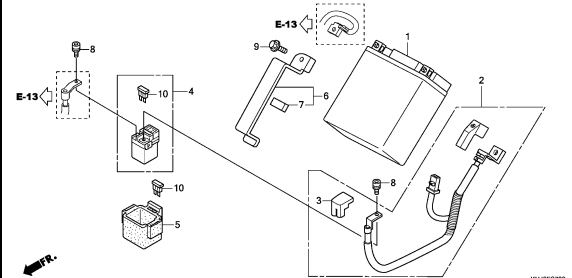
**I10**



**F-37**

**BATTERY**

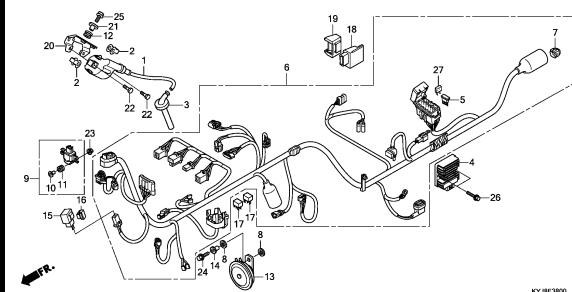
**I11**



**F-38**

**WIRE HARNESS(CBR250R)**

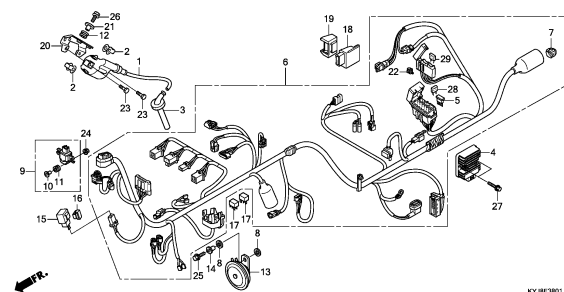
**I12**



**F-38-1**

**WIRE HARNESS(CBR250RA)**

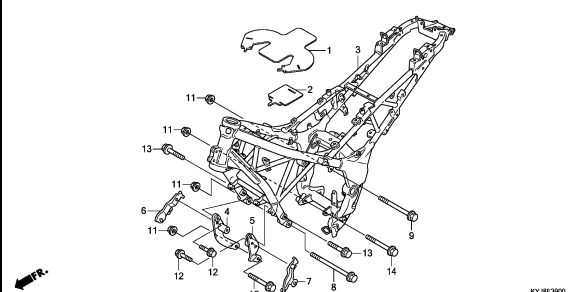
**I14**



**F-39**

**FRAME BODY**

**I16**



**3**

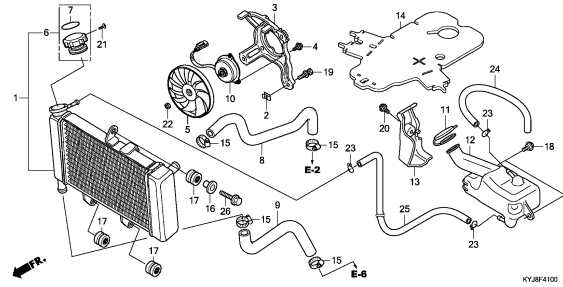
# FRAME GROUP

**D 2**

**F-41**

RADIATOR

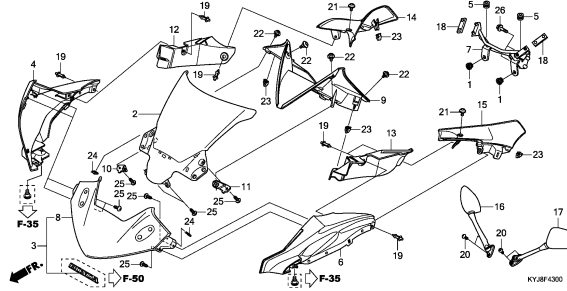
**J 1**



**F-43**

UPPER COWL(KO/MA/U/2U/3U)

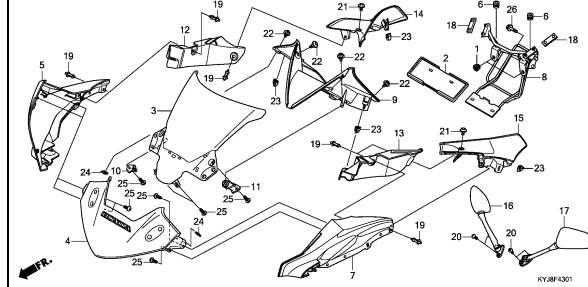
**J 3**



**F-43-1**

UPPER COWL(IN)

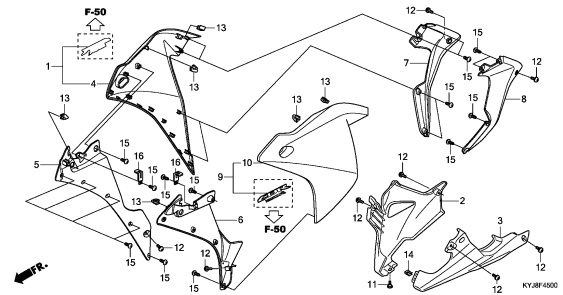
**J 6**



**F-45**

MIDDLE COWL/UNDER COWL  
(IN/KO/MA/U/2U)

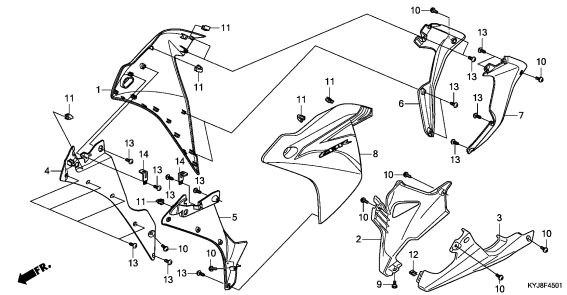
**J 8**



**F-45-1**

MIDDLE COWL/UNDER COWL(3U)

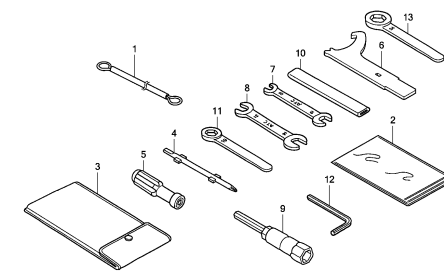
**J10**



**F-48**

TOOLS

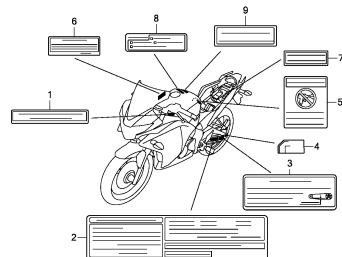
**J11**



**F-49**

CAUTION LABEL(IN/KO/MA)

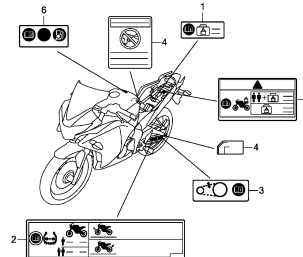
**J12**



**F-49-1**

CAUTION LABEL(U/2U/3U)

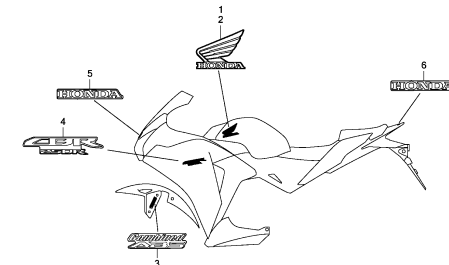
**J13**



**F-50**

MARK(IN/KO/MA/U/2U)

**J14**



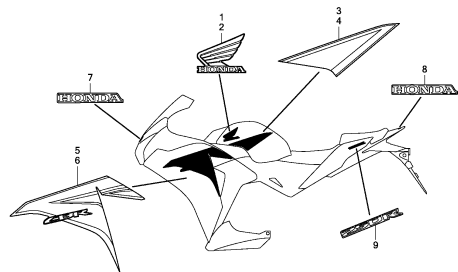
# FRAME GROUP

D 3

F-50-1

J16

MARK(3U)



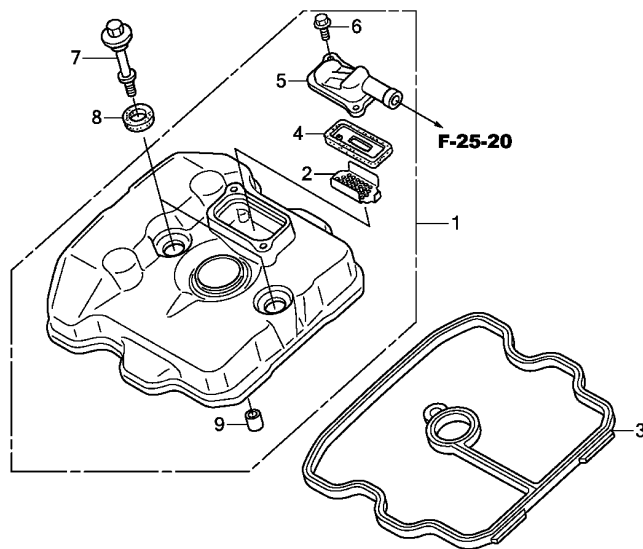
KYJF5001

3

E-1

CYLINDER HEAD COVER

E 1

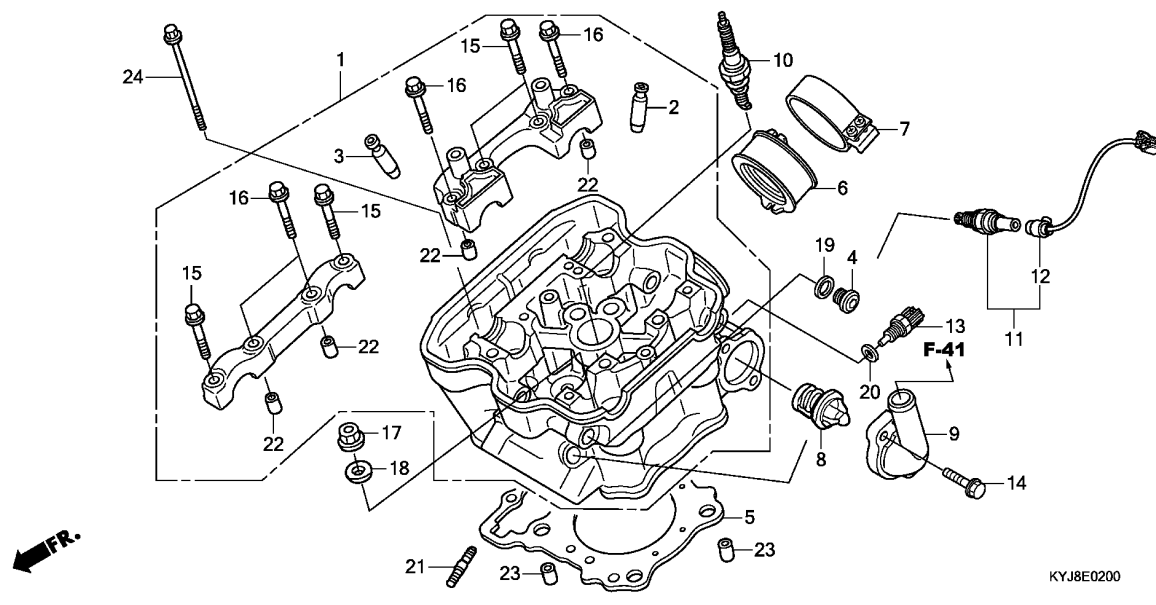


Ref. No.	L.O.N.	(Relative ref. Number) Description	F.R.T.
1	1111C4	COVER, CYLINDER HEAD .....	0.8
3	1111D2	GASKET, CYLINDER HEAD COVER ..	0.8
4		(2)	
	314125	VALVE, PAIR CHECK .....	0.6

KYJ8E0100

Ref. No.	Part No.	Description	Reqd. QTY		Serial No.	Parts catalogue code
			CBR B	CBR 250R 250RA B		
1	12300-KYJ-900	COVER ASSY., CYLINDER HEAD ..	1	1		
2	12341-MAT-750	PLATE, PORT(AI) .....	1	1		
3	12391-KYJ-901	GASKET COMP., CYLINDER HEAD COVER	1	1		
4	18601-KEA-741	VALVE COMP., REED(ARAI) .....	1	1		
5	18612-KYJ-900	COVER, REED VALVE .....	1	1		
6	90002-KGH-900	BOLT, FLANGE, 5X14 .....	2	2		
7	90018-KYJ-900	BOLT, HEAD COVER .....	2	2		
8	90543-MV9-670	RUBBER, MOUNTING .....	2	2		
9	94301-10160	DOWEL PIN, 10X16 .....	1	1		

2

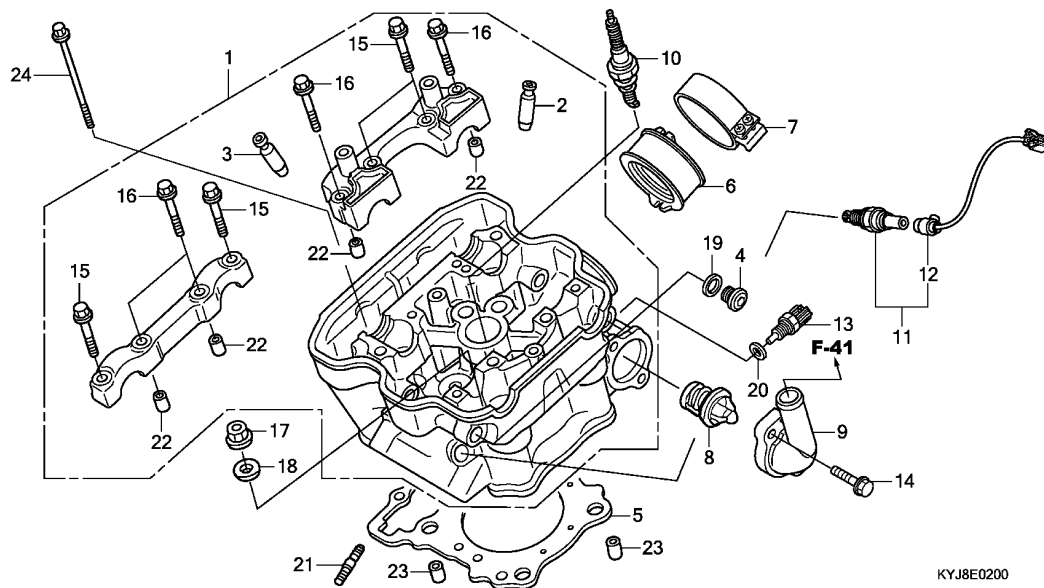


Ref. No.	L.O.N.	(Relative ref. Number) Description	F.R.T.
1	111106	HEAD, CYLINDER ..... .INCLUDES: Engine removal and installation .INCLUDES: Valve adjust and reface	4.9
2	1111L9	GUIDE, INTAKE VALVE(ONE) ..... .INCLUDES: Engine removal and installation .INCLUDES: Reaming .INCLUDES: Valve adjust and reface	4.5
	1111L9A	.Replace all intake valve guide add .....	0.3
3	1111M0	GUIDE, EXHAUST VALVE(ONE) ..... .INCLUDES: Engine removal and installation .INCLUDES: Reaming .INCLUDES: Valve adjust and reface	4.5
	1111M0A	.Replace all exhaust valve guide add .....	0.3
	1111M9	GUIDE, VALVE :FOR 1 VEHICLE .. .INCLUDES: Engine removal and installation .INCLUDES: Reaming	5.4
+			

Ref. No.	Part No.	Description	Reqd. QTY		Serial No.	Parts catalogue code
			CBR 250R B	CBR 250RA B		
1	12010-KYJ-960	HEAD ASSY., CYLINDER .....	1	1		
2	12204-KYJ-305	GUIDE, IN. VALVE(O.S.) .....	2	2		
3	12205-KYJ-305	GUIDE, EX. VALVE(O.S.) .....	2	2		
4	12207-KYJ-900	BOLT, SEALING, 12MM .....	2	2		
5	12251-KYJ-901	GASKET, CYLINDER HEAD .....	1	1		
6	16211-KYJ-901	INSULATOR, THROTTLE BODY ....	1	1		
7	16217-KYJ-900	BAND, INSULATOR .....	1	1		
8	19300-KGF-911	THERMOSTAT .....	1	1		
9	19321-KYJ-900	COVER, THERMOSTAT .....	1	1		
10	31916-MEH-003	PLUG, SPARK(SIMR8A9)(NGK) ...	1	1		
11	36532-KYJ-901	SENSOR, OXYGEN .....	1	1		
12	36533-KYJ-900	CORD COMP., OXYGEN SENSOR ...	1	1		
13	37870-KRJ-901	SENSOR ASSY., WATER TEMP ....	1	1		
14	90011-KYJ-900	BOLT, FLANGE, 6X22(NSHF) ....	2	2		
15	90017-KYJ-900	BOLT, FLANGE, 6X32 .....	4	4		
16	90019-KYJ-900	BOLT, FLANGE, 6X39.5 .....	4	4		
17	90204-634-000	NUT, FLANGE, 10MM .....	4	4		
18	90410-GCC-000	WASHER, 10MM .....	4	4		
19	90418-KYJ-900	WASHER, 12.2X17X1.5 .....	2	2		
20	90454-MC7-000	WASHER, SPECIAL, 12MM .....	1	1		
21	92900-08022-3E	BOLT, STUD, 8X22 .....	2	2		
22	94301-08140	DOWEL PIN, 8X14 .....	4	4		
23	94301-12160	PIN A, DOWEL, 12X16 .....	2	2		
24	95701-06120-00	BOLT, FLANGE, 6X120 .....	2	2		

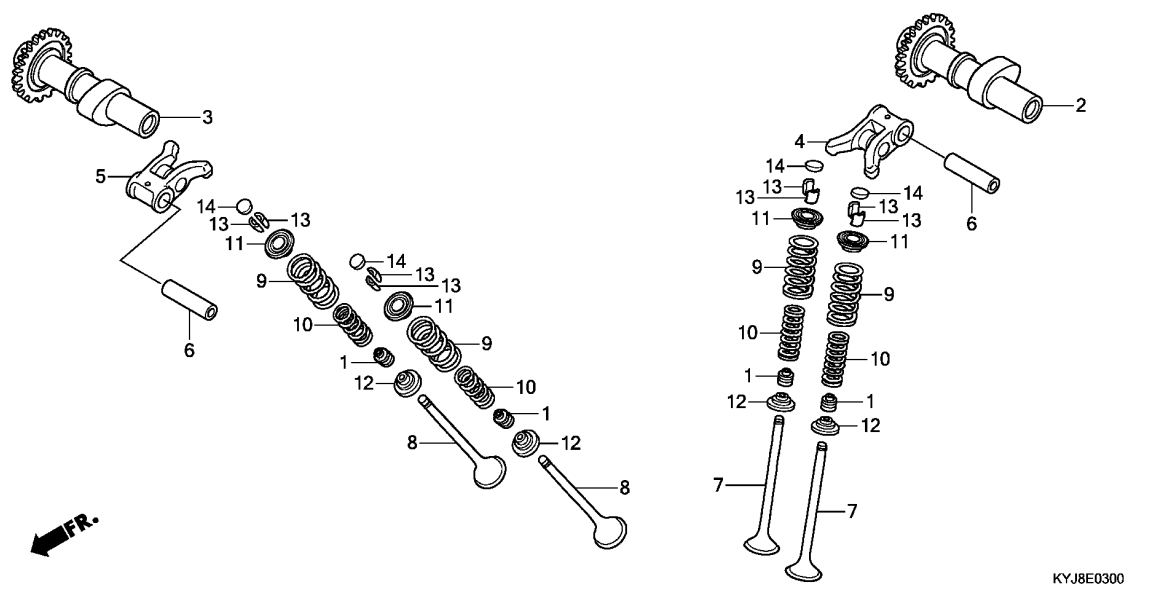






Ref. No.	L.O.N.	(Relative ref. Number) Description	F.R.T.
+ 3		.INCLUDES: Valve adjust and reface	
5	111115	GASKET, CYLINDER HEAD .....	3.6
		.INCLUDES: Engine removal and installation	
6	311131	INSULATOR, THROTTLE BODY/ CARBURETOR .....	1.2
8	114116	THERMOSTAT .....	0.7
9	1141B3	COVER, THERMOSTAT .....	0.6
10	614130	PLUG, SPARK .....	0.6
11	617121	SENSOR, OXYGEN .....	0.3
12	6111P8	SUB CORD, OXYGEN SENSOR .....	0.2
13	6171A9	SENSOR, WATER TEMP .....	0.7

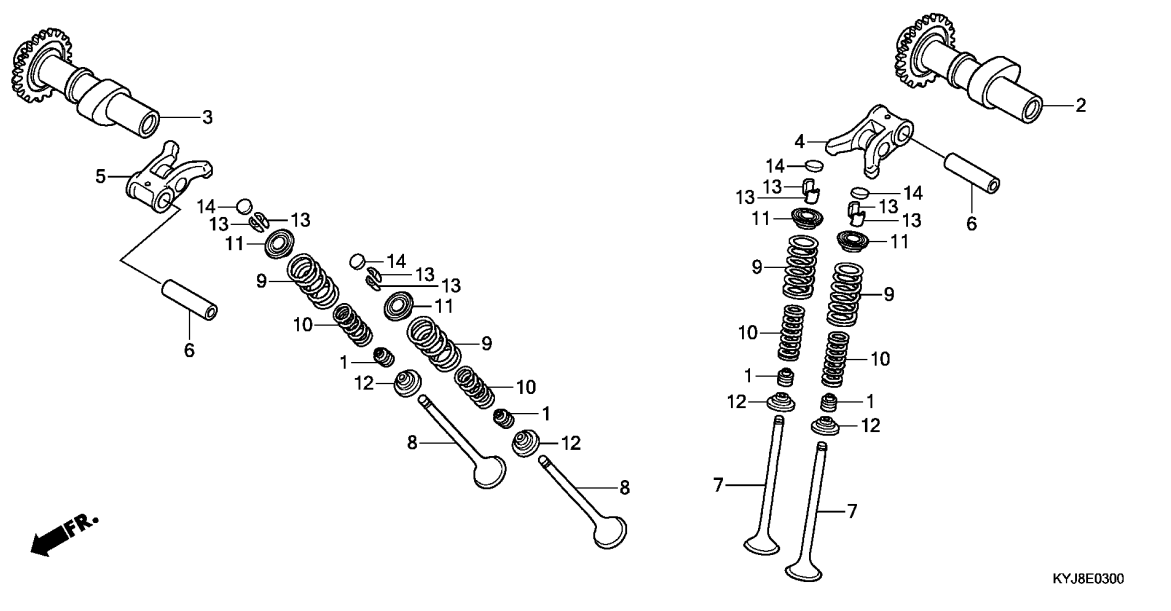
KYJ8E0200



Ref. No.	L.O.N.	(Relative ref. Number) Description	F.R.T.
2	1111E5	CAMSHAFT :INTAKE ..... .INCLUDES: Valve clearance adjustment	1.4
3	1111E6	CAMSHAFT :EXHAUST ..... .INCLUDES: Valve clearance adjustment	1.4
	1111T4	CAMSHAFT :FOR 1 VEHICLE ..... .INCLUDES: Valve clearance adjustment	1.6
4	1111K8	ARM, INTAKE VALVE ROCKER(ONE) .INCLUDES: Valve adjustment	1.6
5	1111K9	ARM, EXHAUST VALVE ROCKER(ONE) .INCLUDES: Valve adjustment	1.4
	1111L8	ARM, VALVE ROCKER :FOR 1 VEHICLE ..... .INCLUDES: Valve adjustment	1.8
7	1111N0	VALVE, INTAKE(ONE) ..... .INCLUDES: Engine removal and installation	4.0
	1111NOA	.INCLUDES: Refacing .Replace all intake valve add	0.2
8	1111N1	VALVE, EXHAUST(ONE) ..... .INCLUDES: Engine removal and installation	4.0
		.INCLUDES: Refacing	

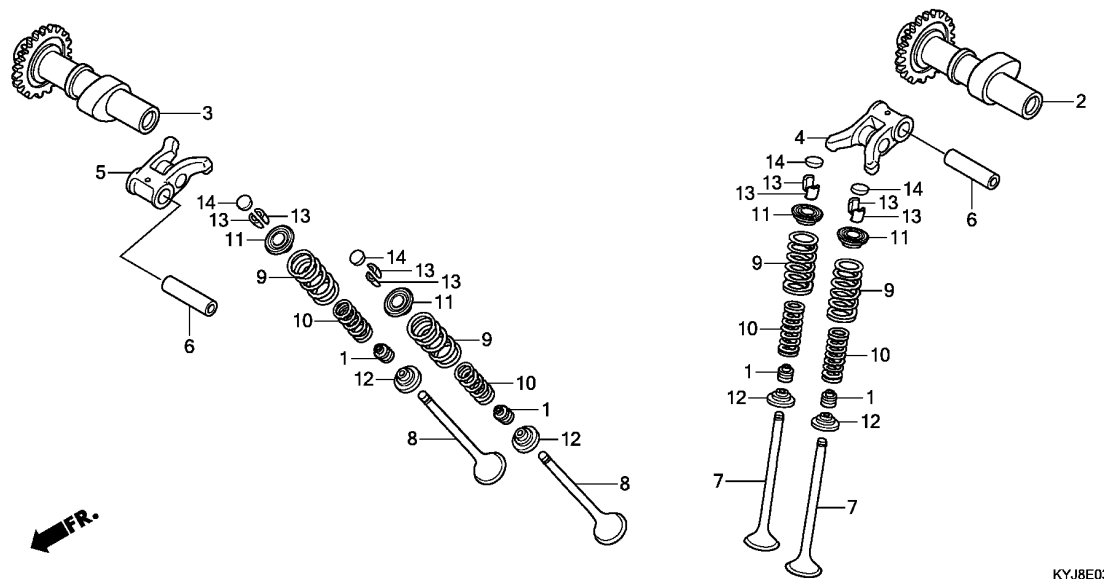
Ref. No.	Part No.	Description	Reqd. QTY		Serial No.	Parts catalogue code
			CBR 250R	CBR 250RA B		
1	12209-MLO-722	SEAL, VALVE STEM(ARAI) .....	4	4		
2	14110-KYJ-900	CAMSHAFT COMP., IN. ....	1	1		
3	14210-KYJ-900	CAMSHAFT COMP., EX. ....	1	1		
4	14430-KYJ-900	ARM COMP., IN. VALVE ROCKER	1	1		
5	14440-KYJ-900	ARM COMP., EX. VALVE ROCKER	1	1		
6	14451-KYJ-900	SHAFT, ROCKER ARM .....	2	2		
7	14711-KYJ-900	VALVE, IN. ....	2	2		
8	14721-KYJ-900	VALVE, EX. ....	2	2		
9	14751-KYJ-900	SPRING, VALVE OUTER .....	4	4		
10	14761-KYJ-900	SPRING, VALVE INNER .....	4	4		
11	14771-MFL-000	RETAINER, VALVE SPRING .....	4	4		
12	14775-KYJ-900	SEAT, VALVE SPRING .....	4	4		
13	14781-MLO-720	COTTER, VALVE .....	8	8		
14	14901-KT7-013	SHIM, TAPPET(1.200) .....	4	4		
	14902-KT7-013	SHIM, TAPPET(1.225) .....	4	4		
	14903-KT7-013	SHIM, TAPPET(1.250) .....	4	4		
	14904-KT7-013	SHIM, TAPPET(1.275) .....	4	4		
	14905-KT7-013	SHIM, TAPPET(1.300) .....	4	4		
	14906-KT7-013	SHIM, TAPPET(1.325) .....	4	4		
	14907-KT7-013	SHIM, TAPPET(1.350) .....	4	4		
	14908-KT7-013	SHIM, TAPPET(1.375) .....	4	4		
	14909-KT7-013	SHIM, TAPPET(1.400) .....	4	4		
	14910-KT7-013	SHIM, TAPPET(1.425) .....	4	4		
	14911-KT7-013	SHIM, TAPPET(1.450) .....	4	4		
	14912-KT7-013	SHIM, TAPPET(1.475) .....	4	4		
	14913-KT7-013	SHIM, TAPPET(1.500) .....	4	4		
	14914-KT7-013	SHIM, TAPPET(1.525) .....	4	4		





Ref. No.	L.O.N.	(Relative ref. Number) Description	F.R.T.
+ 8	1111N1A	.Replace all exhaust valve add	0.2
	1111P0	VALVE :FOR 1 VEHICLE ..... .INCLUDES: Engine removal and installation	4.6
9	1111P2	.INCLUDES: Refacing (1,10,11,12,13) SPRING AND/OR STEM SEAL, INTAKE VALVE(ONE) ..... .INCLUDES: Engine removal and installation	3.8
	1111P2A	.Replace all intake spring add	0.1
	1111P3	SPRING AND/OR STEM SEAL, EXHAUST VALVE(ONE) ..... .INCLUDES: Engine removal and installation	3.8
	1111P3A	.Replace all exhaust spring add .....	0.1
	1111Q2	SPRING AND/OR STEM SEAL, VALVE :FOR 1 VEHICLE ..... .INCLUDES: Engine removal and installation	4.1

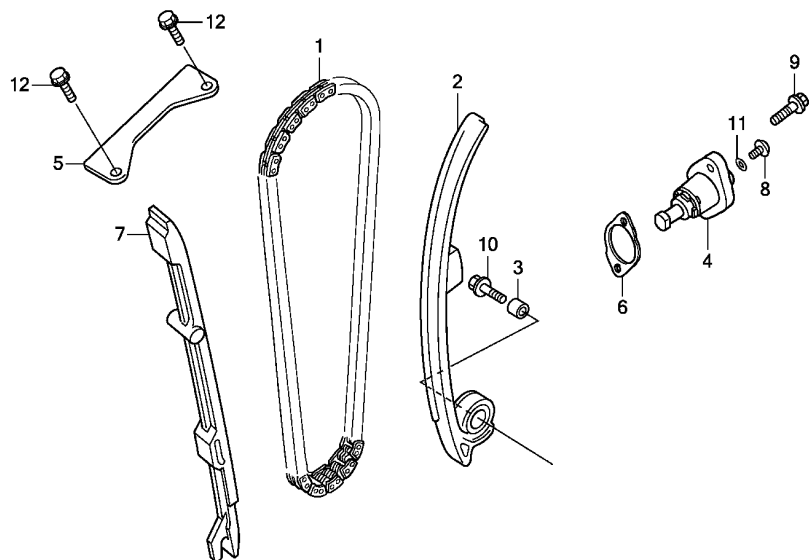
Ref. No.	Part No.	Description	Reqd. QTY		Serial No.	Parts catalogue code
			CBR 250R	CBR 250RA		
14)	14915-KT7-013	SHIM, TAPPET(1.550) .....	4	4		
	14916-KT7-013	SHIM, TAPPET(1.575) .....	4	4		
	14917-KT7-013	SHIM, TAPPET(1.600) .....	4	4		
	14918-KT7-013	SHIM, TAPPET(1.625) .....	4	4		
	14919-KT7-013	SHIM, TAPPET(1.650) .....	4	4		
	14920-KT7-013	SHIM, TAPPET(1.675) .....	4	4		
	14921-KT7-013	SHIM, TAPPET(1.700) .....	4	4		
	14922-KT7-013	SHIM, TAPPET(1.725) .....	4	4		
	14923-KT7-013	SHIM, TAPPET(1.750) .....	4	4		
	14924-KT7-013	SHIM, TAPPET(1.775) .....	4	4		
	14925-KT7-013	SHIM, TAPPET(1.800) .....	4	4		
	14926-KT7-013	SHIM, TAPPET(1.825) .....	4	4		
	14927-KT7-013	SHIM, TAPPET(1.850) .....	4	4		
	14928-KT7-013	SHIM, TAPPET(1.875) .....	4	4		
	14929-KT7-013	SHIM, TAPPET(1.900) .....	4	4		
	14930-KT7-013	SHIM, TAPPET(1.925) .....	4	4		
	14931-KT7-013	SHIM, TAPPET(1.950) .....	4	4		
	14932-KT7-013	SHIM, TAPPET(1.975) .....	4	4		
	14933-KT7-013	SHIM, TAPPET(2.000) .....	4	4		
	14934-KT7-013	SHIM, TAPPET(2.025) .....	4	4		
	14935-KT7-013	SHIM, TAPPET(2.050) .....	4	4		
	14936-KT7-013	SHIM, TAPPET(2.075) .....	4	4		
	14937-KT7-013	SHIM, TAPPET(2.100) .....	4	4		
	14938-KT7-013	SHIM, TAPPET(2.125) .....	4	4		
	14939-KT7-013	SHIM, TAPPET(2.150) .....	4	4		
	14940-KT7-013	SHIM, TAPPET(2.175) .....	4	4		
	14941-KT7-013	SHIM, TAPPET(2.200) .....	4	4		
	14942-KT7-013	SHIM, TAPPET(2.225) .....	4	4		
	14943-KT7-013	SHIM, TAPPET(2.250) .....	4	4		



Ref. No.	Part No.	Description	Reqd. QTY		Serial No.	Parts catalogue code
			CBR 250R B	CBR 250RA B		
14)	14944-KT7-013	SHIM, TAPPET(2.275)	4	4		
	14945-KT7-013	SHIM, TAPPET(2.300)	4	4		
	14946-KT7-013	SHIM, TAPPET(2.325)	4	4		
	14947-KT7-013	SHIM, TAPPET(2.350)	4	4		
	14948-KT7-013	SHIM, TAPPET(2.375)	4	4		
	14949-KT7-013	SHIM, TAPPET(2.400)	4	4		
	14950-KT7-013	SHIM, TAPPET(2.425)	4	4		
	14951-KT7-013	SHIM, TAPPET(2.450)	4	4		
	14952-KT7-013	SHIM, TAPPET(2.475)	4	4		
	14953-KT7-013	SHIM, TAPPET(2.500)	4	4		
	14954-KT7-013	SHIM, TAPPET(2.525)	4	4		
	14955-KT7-013	SHIM, TAPPET(2.550)	4	4		
	14956-KT7-013	SHIM, TAPPET(2.575)	4	4		
	14957-KT7-013	SHIM, TAPPET(2.600)	4	4		
	14958-KT7-013	SHIM, TAPPET(2.625)	4	4		
	14959-KT7-013	SHIM, TAPPET(2.650)	4	4		
	14960-KT7-013	SHIM, TAPPET(2.675)	4	4		
	14961-KT7-013	SHIM, TAPPET(2.700)	4	4		
	14962-KT7-013	SHIM, TAPPET(2.725)	4	4		
	14963-KT7-013	SHIM, TAPPET(2.750)	4	4		
	14964-KT7-013	SHIM, TAPPET(2.775)	4	4		
	14965-KT7-013	SHIM, TAPPET(2.800)	4	4		
	14966-KT7-013	SHIM, TAPPET(2.825)	4	4		
	14967-KT7-013	SHIM, TAPPET(2.850)	4	4		
	14968-KT7-013	SHIM, TAPPET(2.875)	4	4		
	14969-KT7-013	SHIM, TAPPET(2.900)	4	4		

E-4

CAM CHAIN/TENSIONER

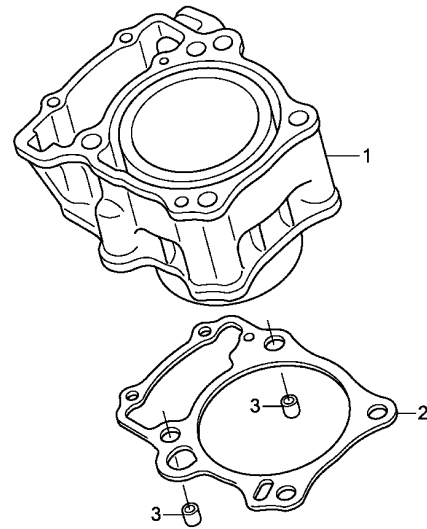


KYJ8E0400

Ref. No.	L.O.N.	(Relative ref. Number) Description	F.R.T.
1	110140	CHAIN, CAM ..... .INCLUDES: Engine removal and installation	4.3
2	111130	TENSIONER, CAM CHAIN ..... .INCLUDES: Engine removal and installation	4.1
4	111133	LIFTER, TENSIONER ..... (6)	0.3
5	1111G9	GUIDE B, CAM CHAIN .....	0.8
7	111139	GUIDE, CAM CHAIN ..... .INCLUDES: Engine removal and installation	3.6

Ref. No.	Part No.	Description	Reqd. QTY		Serial No.	Parts catalogue code
			CBR 250R	CBR 250RA B		
1	14401-KYJ-901	CHAIN, CAM(128L)(DAIDO) .....	1	1		
2	14510-KYJ-900	TENSIONER COMP., CAM CHAIN ..	1	1		
3	14517-KYJ-900	COLLAR, TENSIONER .....	1	1		
4	14520-KYJ-901	LIFTER ASSY., TENSIONER .....	1	1		
5	14546-KYJ-900	GUIDE B, CAM CHAIN .....	1	1		
6	14560-KGH-900	GASKET, TENSIONER LIFTER .....	1	1		
7	14611-KYJ-900	GUIDE A, CAM CHAIN .....	1	1		
8	90005-KYJ-900	SCREW, PAN, 6X6 .....	1	1		
9	90011-KYJ-900	BOLT, FLANGE, 6X22(NSHF) .....	2	2		
10	90022-KYJ-900	BOLT, WASHER, 6X25 .....	1	1		
11	91306-MG3-000	O-RING, 1.5X9.5 .....	1	1		
12	95701-06014-00	BOLT, FLANGE, 6X14 .....	2	2		

2

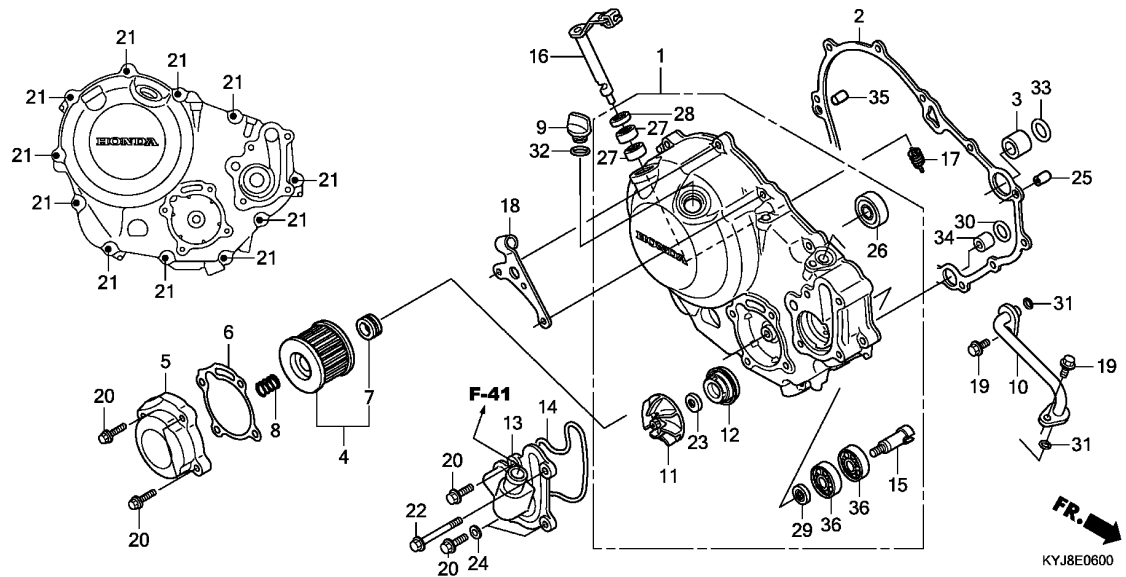


KYJ8E0500

Ref. No.	L.O.N.	(Relative ref. Number) Description	F.R.T.
1	1111A5	CYLINDER ..... .INCLUDES: Engine removal and installation	4.0
2	111102	GASKET, CYLINDER ..... .INCLUDES: Engine removal and installation	3.9

Ref. No.	Part No.	Description	Reqd. QTY		Serial No.	Parts catalogue code
			CBR 250R B	CBR 250RA B		
1	12100-KYJ-900	CYLINDER COMP. ....	1	1		
2	12191-KYJ-900	GASKET, CYLINDER ....	1	1		
3	94301-12160	PIN A, DOWEL, 12X16 .....	2	2		

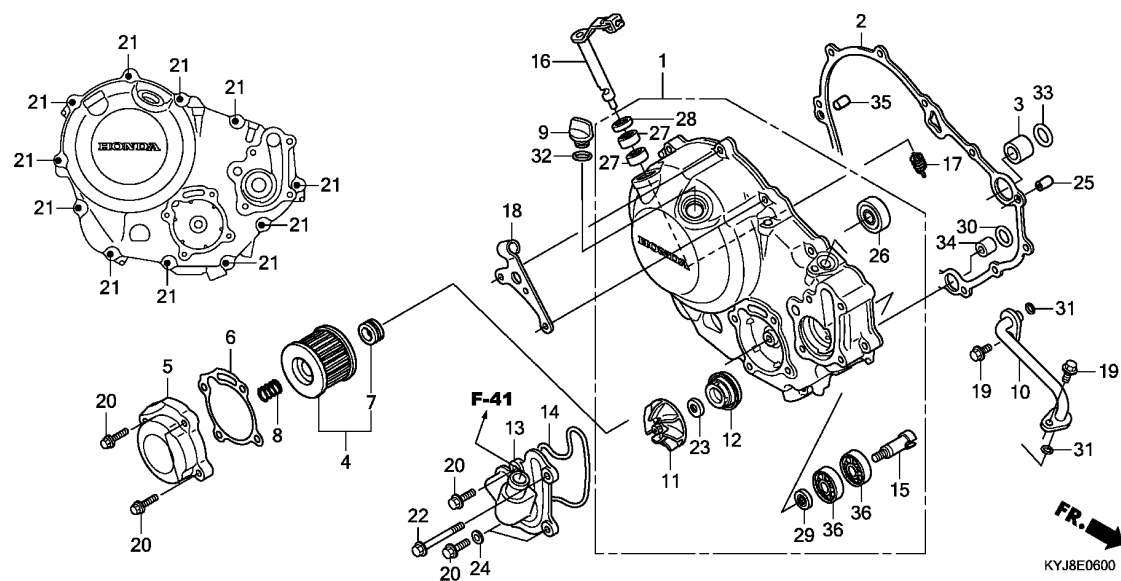




Ref. No.	L.O.N.	(Relative ref. Number) Description	F.R.T.
1	110159	COVER, CRANKCASE :RIGHT .....	1.0
2	110158	GASKET, CRANKCASE COVER :RIGHT .....	0.9
4	113127	ELEMENT, OIL FILTER .....	0.5
10		(31)	
	114125	PIPE, WATER CONNECTING .....	0.6
11	114105	IMPELLER, WATER PUMP .....	1.0
12		(29)	
	114110	MECHANICAL SEAL, WATER PUMP ..	1.3
13		(14)	
	1141B0	COVER, WATER PUMP .....	0.6
15	1141E7	SHAFT, WATER PUMP .....	1.0
16	2121A7	LEVER, CLUTCH .....	1.0
26	1101V8	BEARING, CRANKSHAFT :CRANKCASE COVER SIDE .....	1.1
36	114144	BEARING, WATER PUMP .....	1.3

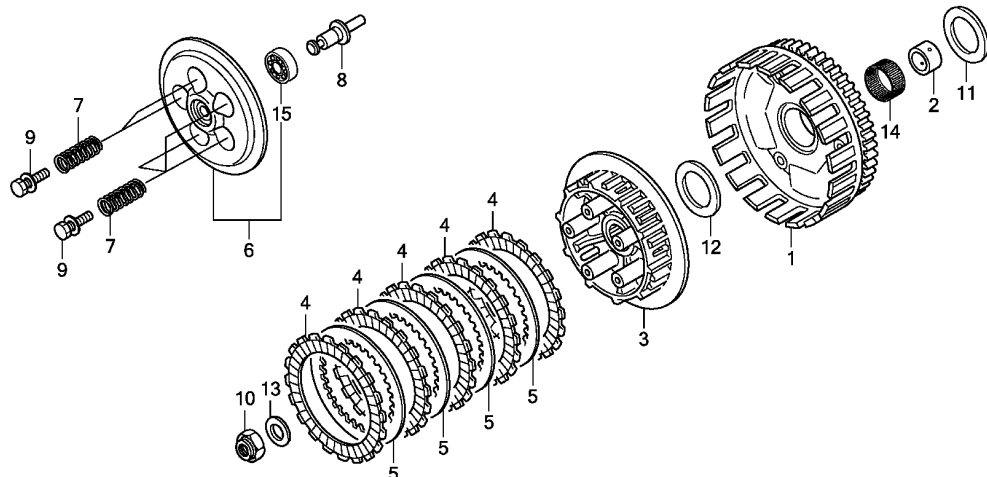
.NOTE: Same time for two units

Ref. No.	Part No.	Description	Reqd. QTY		Serial No.	Parts catalogue code
			CBR B	CBR 250R 250RA B		
1	11300-KYJ-900	COVER ASSY., R. CRANKCASE ...	1	1		
2	11394-KYJ-900	GASKET, R. CRANKCASE COVER ..	1	1		
3	15326-KT7-000	COLLAR, OIL PATH, 18MM .....	1	1		
4	15410-KYJ-901	ELEMENT, OIL FILTER .....	1	1		
5	15411-KYJ-900	COVER, OIL FILTER .....	1	1		
6	15412-KYJ-900	GASKET, OIL FILTER COVER ....	1	1		
	15412-KYJ-901	.....	1	1		
7	15413-MC8-000	RUBBER, FILTER .....	1	1		
8	15414-KF0-000	SPRING, OIL FILTER ELEMENT SETTING	1	1		
9	15611-KA4-710	CAP, OIL FILLER .....	1	1		
10	19120-KYJ-900	PIPE COMP., WATER .....	1	1		
11	19215-KGH-900	IMPELLER, WATER PUMP .....	1	1		
12	19217-P72-013	SEAL, MECHANICAL .....	1	1		
13	19220-KYJ-900	COVER COMP., WATER PUMP .....	1	1		
14	19226-KYJ-901	GASKET, WATER PUMP COVER ....	1	1		
15	19241-KYJ-900	SHAFT, WATER PUMP .....	1	1		
16	22810-KYJ-900	LEVER COMP., CLUTCH .....	1	1		
17	22815-KM7-700	SPRING, CLUTCH LEVER .....	1	1		
18	22821-KYJ-900	RECEIVER, CLUTCH CABLE .....	1	1		
19	90010-KYJ-900	BOLT, FLANGE, 6X16(NSHF) ....	2	2		
20	90012-KYJ-900	BOLT, FLANGE, 6X25(NSHF) ....	7	7		
21	90013-KYJ-900	BOLT, FLANGE, 6X30(NSHF) ....	11	11		
22	90015-KYJ-900	BOLT, FLANGE, 6X60(NSHF) ....	1	1		
23	90423-KW6-900	WASHER, 7X13X1.2 .....	1	1		



Ref. No.	Part No.	Description	Reqd. QTY		Serial No.	Parts catalogue code
			CBR 250R B	CBR 250RA B		
24	90463-ML7-000	WASHER, SEALING, 6.5MM .....	1	1		
25	90702-KFM-900	DOWEL PIN, 8X12 .....	1	1		
26	91009-KYJ-901	BEARING, RADIAL BALL, 6001U ..	1	1		
27	91053-719-005	BEARING, NEEDLE, 12X16X10(NTN)	2	2		
28	91204-KK0-003	OIL SEAL, 12X18X5(ARAI) .....	1	1		
29	91205-KF0-003	OIL SEAL, 12X20X5(ARAI) .....	1	1		
30	91301-KYJ-901	O-RING, 11.8X1.9 .....	1	1		
31	91302-KYJ-901	O-RING, 9.8X2.4 .....	2	2		
32	91307-035-000	O-RING, 18X3 .....	1	1		
33	91322-PT0-004	O-RING, 17.8X1.9(ARAI) .....	1	1		
34	94301-12160	PIN A, DOWEL, 12X16 .....	1	1		
35	94302-08140	PIN B, DOWEL, 8X14 .....	1	1		
36	96100-60013-00	BEARING, RADIAL BALL, 6001 ..	2	2		





FR. →  
KYJ8E0800

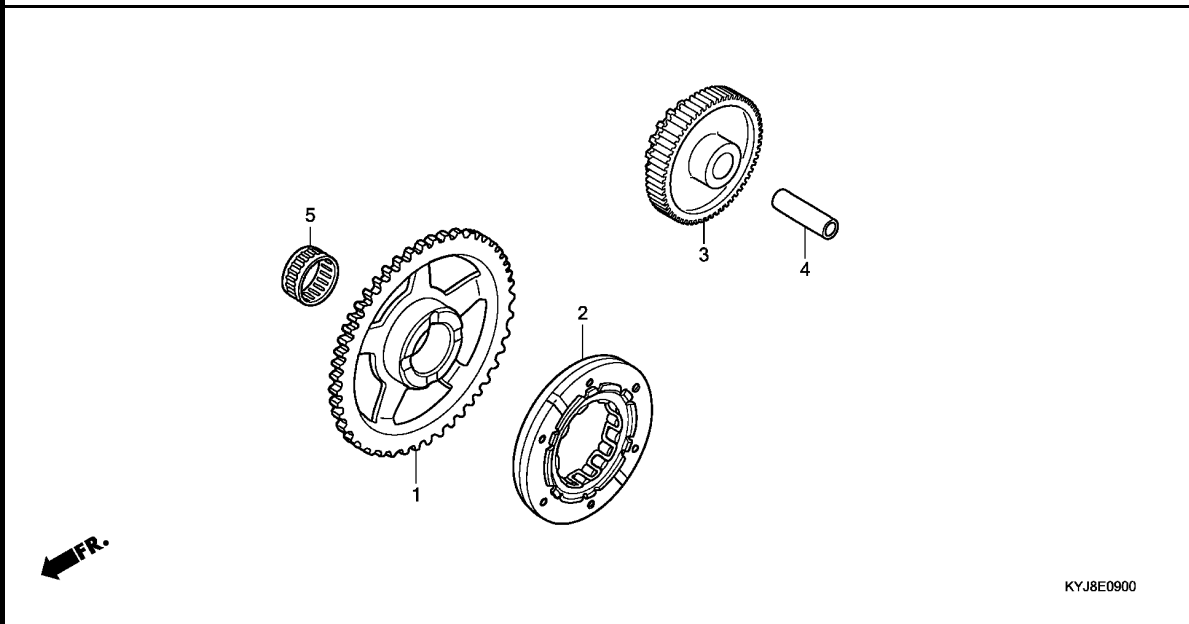
Ref. No.	L.O.N.	(Relative ref. Number) Description	F.R.T.
1	2121A0	OUTER, CLUTCH .....	1.3
3	212112	CENTER, CLUTCH .....	1.3
4	2121A1	(5) DISC, CLUTCH FRICTION .....	1.1
		.NOTE: Same time for two units or more	
6	2121A3	PLATE, CLUTCH PRESSURE .....	1.0
7	212107	SPRING, CLUTCH .....	1.0
		.NOTE: Same time for two units or more	
8	2121B6	ROD, CLUTCH LIFTER .....	1.0

Ref. No.	Part No.	Description	Reqd. QTY		Serial No.	Parts catalogue code
			CBR B	CBR 250R 250RA B		
1	22100-KYJ-902	OUTER COMP., CLUTCH .....	1	1		
2	22116-KYJ-900	GUIDE, CLUTCH OUTER .....	1	1		
3	22121-KYJ-902	CENTER, CLUTCH .....	1	1		
4	22201-KYJ-902	DISK, CLUTCH FRICTION .....	5	5		
5	22321-KYJ-902	PLATE, CLUTCH .....	4	4		
6	22350-KYJ-902	PLATE COMP., CLUTCH PRESSURE	1	1		
7	22401-KYJ-902	SPRING, CLUTCH .....	5	5		
8	22847-KYJ-900	PIN, CLUTCH LIFTER .....	1	1		
9	90050-KYJ-902	BOLT-WASHER, .....	5	5		
10	90201-KCZ-010	NUT, SPECIAL, 16MM .....	1	1		
11	90404-KVK-900	WASHER, 20X40X2 .....	1	1		
12	90404-KYJ-902	WASHER, 20X40X2 .....	1	1		
13	90434-KPS-900	WASHER, 16MM .....	1	1		
14	91012-KYJ-901	BEARING, NEEDLE, 28X33X16.8	1	1		
15	96100-60010-00	BEARING, RADIAL BALL, 6001	1	1		

E-9

STARTING CLUTCH

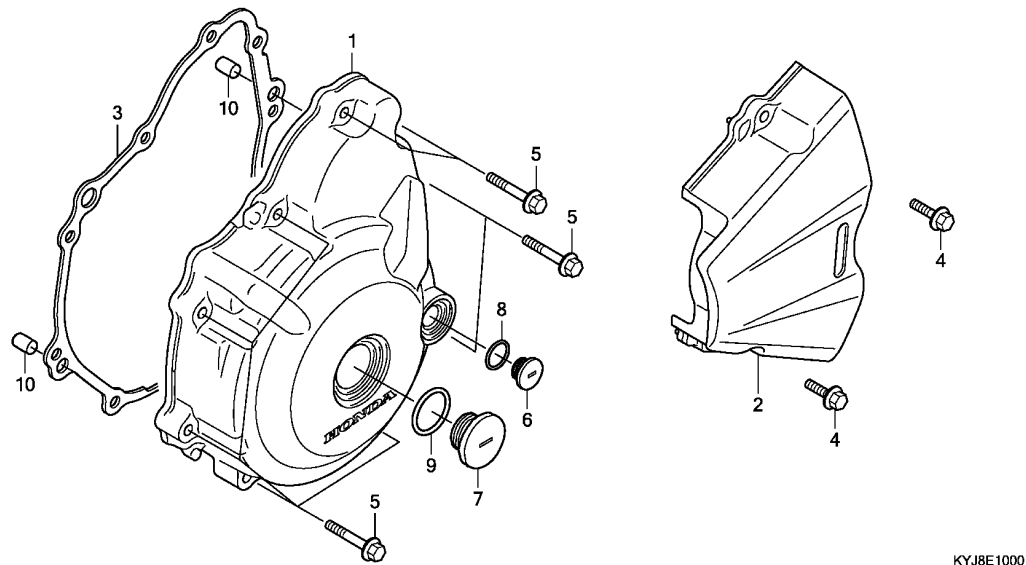
E12



Ref. No.	L.O.N.	(Relative ref. Number) Description	F.R.T.
1	612120	GEAR, STARTER DRIVEN .....	0.9
2	612131	OUTER, STARTING CLUTCH .....	1.0
3	612125	GEAR, STARTER REDUCTION .....	0.7

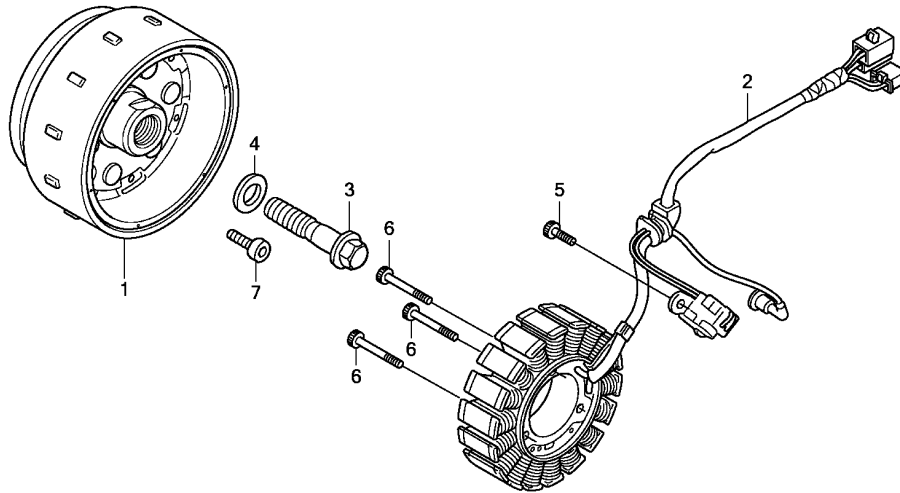
Ref. No.	Part No.	Description	Reqd. QTY		Serial No.	Parts catalogue code
			CBR 250R	CBR 250RA B		
1	28110-KYJ-900	GEAR COMP., STARTER DRIVEN ..	1	1		
2	28125-KYJ-901	OUTER COMP., STARTING CLUTCH	1	1		
3	28130-KYJ-900	GEAR, STARTER REDUCTION (17T/60T)	1	1		
4	28132-MK5-000	SHAFT C, IDLE GEAR .....	1	1		
5	91107-KYJ-901	BEARING, NEEDLE, 29X34X24 ...	1	1		

2



Ref. No.	L.O.N.	(Relative ref. Number) Description	F.R.T.
1	1101A6	COVER, CRANKCASE :LEFT .....	0.8
2	1101B0	COVER, CRANKCASE :LEFT REAR ..	0.1
3	1101A3	GASKET, CRANKCASE COVER :LEFT	0.7

Ref. No.	Part No.	Description	Reqd. QTY		Serial No.	Parts catalogue code
			CBR B	CBR 250R 250RA B		
1	11341-KYJ-900	COVER, L. CRANKCASE .....	1	1		
2	11360-KYJ-900	COVER COMP., L. RR. ....	1	1		
3	11395-KYJ-900	GASKET, L. CRANKCASE COVER ..	1	1		
4	90012-KYJ-900	BOLT, FLANGE, 6X25(NSHF) ....	2	2		
5	90013-KYJ-900	BOLT, FLANGE, 6X30(NSHF) ....	9	9		
6	90084-KPP-860	CAP, A.C. GENERATOR .....	1	1		
7	90087-KPP-860	CAP, 30MM .....	1	1		
8	91303-377-000	O-RING, 13.8X2.5 .....	1	1		
9	91356-KGH-901	O-RING, 30MM .....	1	1		
10	94302-08140	PIN B, DOWEL, 8X14 .....	2	2		

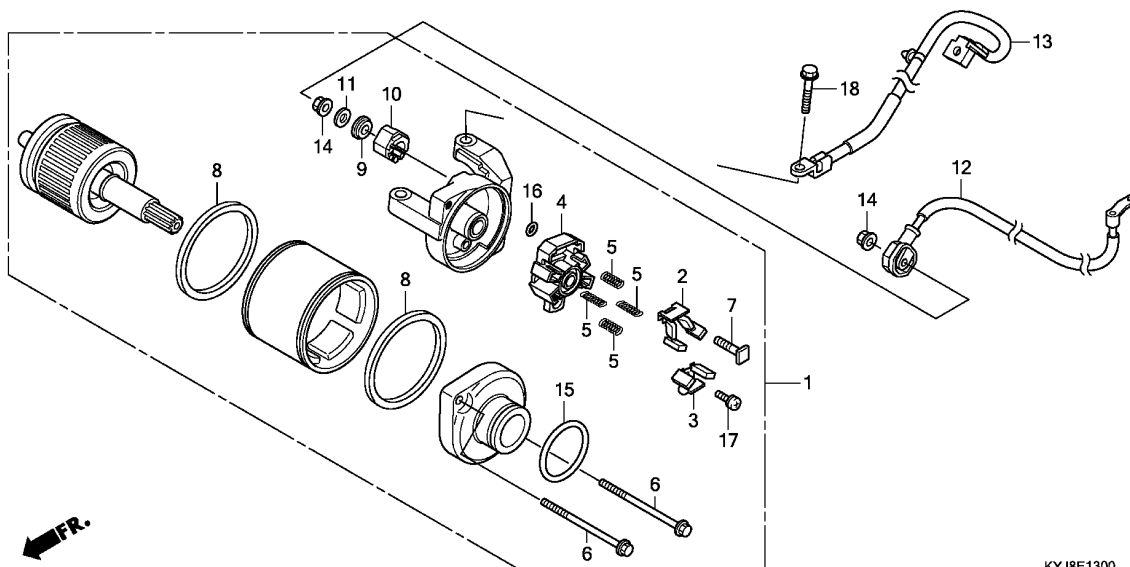


KYJ8E1100

Ref. No.	L.O.N.	(Relative ref. Number) Description	F.R.T.
1	613105	ROTOR OR FLYWHEEL .....	1.0
2	6131A3	STATOR .....	1.0

Ref. No.	Part No.	Description	Reqd. QTY		Serial No.	Parts catalogue code
			CBR 250R B	CBR 250RA B		
1	31110-KYJ-901	FLYWHEEL COMP. ....	1	1		
2	31120-KYJ-901	STATOR COMP. ....	1	1		
3	90023-KYJ-900	BOLT, FLANGE, 12X50 .....	1	1		
4	90401-KCY-670	WASHER, 12.5X30X5 .....	1	1		
5	96600-06016-00	BOLT, SOCKET, 6X16 .....	2	2		
6	96600-06035-00	BOLT, SOCKET, 6X35 .....	3	3		
7	96600-08020-10	BOLT, SOCKET, 8X20 .....	6	6		

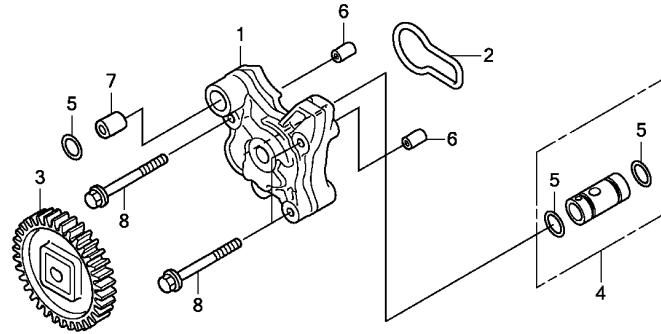




KYJ8E1300

Ref. No.	L.O.N.	(Relative ref. Number) Description	F.R.T.
1	612105	MOTOR, STARTING (3,5)	0.7
2	6121A4	TERMINAL, BRUSH(STARTER)	0.8
.NOTE: Same time for two units			
12	612115	CABLE, STARTER MOTOR	1.1
13	610110	CABLE, NEGATIVE BATTERY	1.1

Ref. No.	Part No.	Description	Reqd. QTY		Serial No.	Parts catalogue code
			CBR 250R	CBR 250RA B		
1	31200-KYJ-901	MOTOR ASSY., STARTER	1	1		
2	31201-MEW-921	BRUSH SET A, CARBON	1	1		
3	31202-MEW-921	BRUSH SET B, CARBON	1	1		
4	31203-MEW-921	HOLDER, BRUSH	1	1		
5	31204-MEW-921	SPRING, CARBON BRUSH	4	4		
6	31205-HP5-601	BOLT, SETTING	2	2		
7	31206-MEW-921	BOLT, TERMINAL	1	1		
8	31207-HP5-601	RING	2	2		
9	31208-MEW-921	INSULATOR	1	1		
10	31209-MEW-921	STOPPER, TERMINAL	1	1		
11	31210-MEW-921	WASHER	1	1		
12	32410-KYJ-900	CABLE, STARTER MOTOR	1	1		
13	32601-KYJ-900	CABLE, BATTERY EARTH	1	1		
14	90071-MB0-000	NUT-WASHER, 6MM	2	2		
15	91309-425-003	O-RING, 24.4X3.1(ARAI)	1	1		
16	91320-MB0-000	O-RING	1	1		
17	93892-05012-08	SCREW-WASHER, 5X12	1	1		
18	95701-06025-00	BOLT, FLANGE, 6X25	2	2		

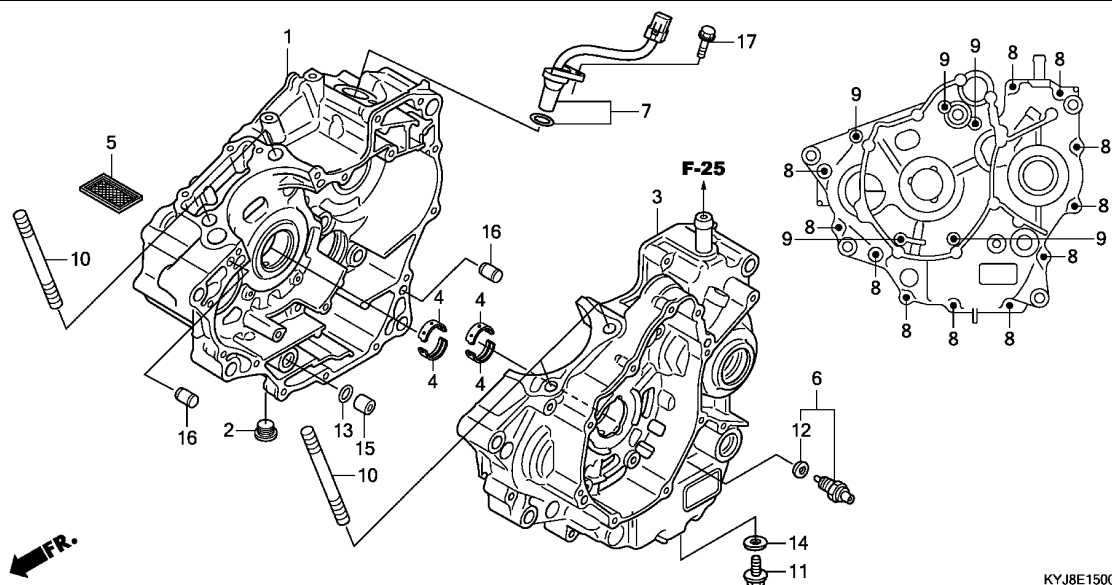


FR. KYJ8E1400

Ref. No.	L.O.N.	(Relative ref. Number) Description	F.R.T.
1	113105	PUMP ASSY., OIL .....	1.1
3	1131A2	SPROCKET, OIL PUMP DRIVE .....	0.9
4	113126	VALVE, RELIEF .....	1.1

Ref. No.	Part No.	Description	Reqd. QTY		Serial No.	Parts catalogue code
			CBR B	CBR 250R 250RA B		
1	15100-KYJ-900	PUMP ASSY., OIL .....	1	1		
2	15119-KYJ-901	GASKET, OIL PUMP .....	1	1		
3	15130-KYJ-900	GEAR COMP., OIL PUMP(32T) .....	1	1		
4	15220-KYJ-900	VALVE ASSY., RELIEF .....	1	1		
5	91301-KYJ-901	O-RING, 11.8X1.9 .....	3	3		
6	94301-08120	PIN A, DOWEL, 8X12 .....	2	2		
7	94301-12160	PIN A, DOWEL, 12X16 .....	1	1		
8	95701-06045-00	BOLT, FLANGE, 6X45 .....	3	3		

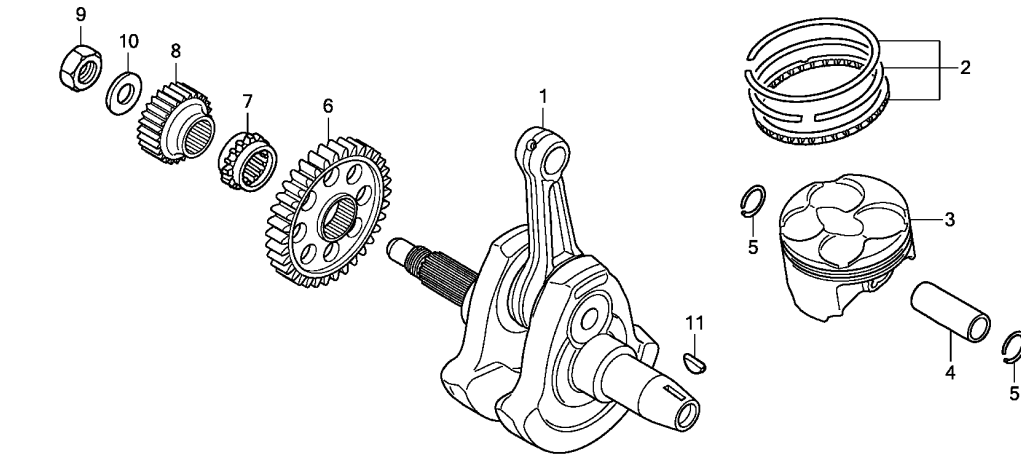




Ref. No.	L.O.N.	(Relative ref. Number) Description	F.R.T.
1	110120	CRANKCASE :RIGHT ..... .INCLUDES: Engine removal and installation	6.2
3	110115	CRANKCASE :LEFT ..... .INCLUDES: Engine removal and installation	6.2
	1101A2	CRANKCASE :BOTH ..... .INCLUDES: Engine removal and installation	6.8
4	1101B6	BEARING, CRANKSHAFT :LEFT .... .INCLUDES: Engine removal and installation	5.7
	1101B7	BEARING, CRANKSHAFT :RIGHT ... .INCLUDES: Engine removal and installation	5.7
	1101G0	BEARING, CRANKSHAFT :BOTH .... .INCLUDES: Engine removal and installation	5.9
5	1131B5	SCREEN, OIL FILTER .....	0.9
6	6151B8	SWITCH, NEUTRAL .....	0.2
7	617198	SENSOR, SPEEDOMETER .....	0.7

KYJ8E1500

Ref. No.	Part No.	Description	Reqd. QTY		Serial No.	Parts catalogue code
			CBR 250R B	CBR 250RA B		
1	11100-KYJ-900	CRANKCASE COMP., R. ....	1	1		
2	11107-KYJ-900	BOLT, SEALING, 16MM .....	1	1		
3	11200-KYJ-900	CRANK CASE COMP., L. ....	1	1		
4	13312-KYJ-901	BEARING A, CRANKSHAFT (BLUE) -	4	4		
	13313-KYJ-901	BEARING B, CRANKSHAFT (BLACK)	4	4		
	13314-KYJ-901	BEARING C, CRANKSHAFT (BROWN)	4	4		
5	15421-KYJ-900	SCREEN, OIL FILTER .....	1	1		
6	35600-425-023	SWITCH ASSY., NEUTRAL .....	1	1		
7	37700-KYJ-901	SENSOR ASSY., SPEED .....	1	1		
8	90014-KYJ-900	BOLT, FLANGE, 6X40(NSHF) ....	11	11		
9	90016-KYJ-900	BOLT, FLANGE, 6X70(NSHF) ....	5	5		
10	90032-KYJ-900	BOLT, STUD, 10X178 .....	4	4		
11	90061-KYJ-900	BOLT, DRAIN PLUG, 12MM .....	1	1		
	90131-883-000	BOLT, DRAIN PLUG, 12X15 .....	1	1		
12	90443-KRO-000	WASHER, NEUTRAL SWITCH .....	1	1		
13	91301-KYJ-901	O-RING, 11.8X1.9 .....	1	1		
14	94109-12000	WASHER, DRAIN PLUG, 12MM ....	1	1		
15	94301-12160	PIN A, DOWEL, 12X16 .....	1	1		
16	94302-08140	PIN B, DOWEL, 8X14 .....	2	2		
17	95701-06018-00	BOLT, FLANGE, 6X18 .....	1	1		



KYJ8E1600

Ref. No.	L.O.N.	(Relative ref. Number) Description	F.R.T.
1	1101B5	CRANKSHAFT ..... .INCLUDES: Engine removal and installation (2,4,5)	5.9
3	111103	RING, PISTON AND/OR PISTON (ONE) ..... .INCLUDES: Engine removal and installation	4.1
6	110183	GEAR, BALANCER DRIVE ..... .INCLUDES: Engine removal and installation	4.3
7	1101C8	SPROCKET, TIMING ..... .INCLUDES: Engine removal and installation	4.3
8	211105	GEAR, PRIMARY DRIVE ..... .INCLUDES: Engine removal and installation	1.3

Ref. No.	Part No.	Description	Reqd. QTY		Serial No.	Parts catalogue code
			CBR 250R	CBR 250RA		
1	13000-KYJ-900	CRANKSHAFT COMP. ....	1	1		
2	13010-KYJ-305	RING SET, PISTON(STD.) ....	1	1		
3	13101-KYJ-900	PISTON(STD.) ..... B B	1	1		
4	13111-MEL-000	PIN, PISTON ..... B B	1	1		
5	13112-KYJ-900	CLIP, PISTON PIN, 17MM ..... B B	2	2		
6	13417-KYJ-900	GEAR, BALANCER DRIVE(34T) ...	1	1		
7	14311-KYJ-900	SPROCKET, TIMING ..... B B	1	1		
8	23121-KYJ-900	GEAR, PRIMARY DRIVE(26T) ....	1	1		
9	90235-KPF-900	NUT, LOCK, 16MM ..... B B	1	1		
10	90434-KPS-900	WASHER, 16MM ..... B B	1	1		
11	90742-KYJ-900	KEY, WOODRUFF, 25X18 ..... B B	1	1		

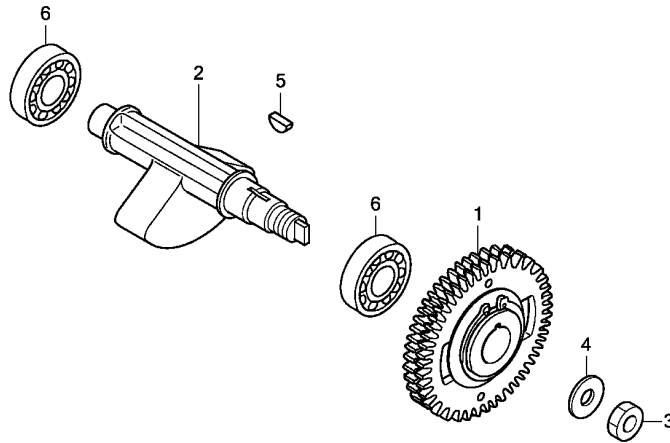




E-16-10

BALANCER SHAFT

F 3

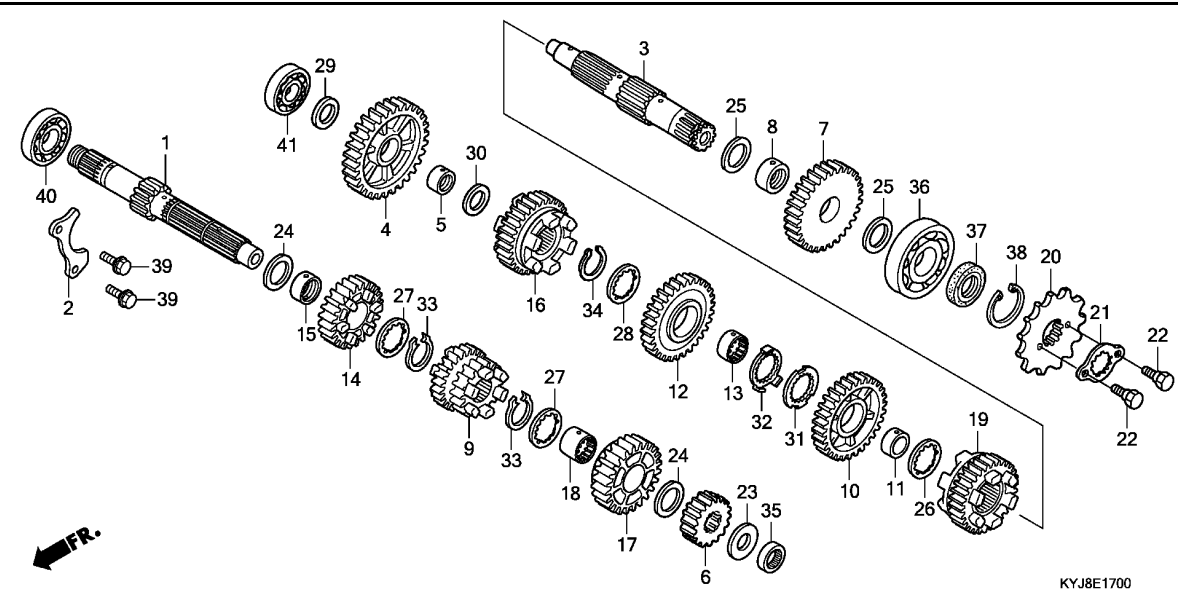


Ref. No.	L.O.N.	(Relative ref. Number) Description	F.R.T.
1	1101L5	GEAR, BALANCER DRIVEN ..... .INCLUDES: Engine removal and installation	4.4
2	110185	SHAFT, BALANCER ..... .INCLUDES: Engine removal and installation	5.3
6	1101G3	BEARING, BALANCER SHAFT :LEFT .INCLUDES: Engine removal and installation	5.5
	1101G4	BEARING, BALANCER SHAFT :RIGHT .INCLUDES: Engine removal and installation	5.5
	1101G5	BEARING, BALANCER SHAFT :BOTH .INCLUDES: Engine removal and installation	5.7

KYJ8E1610

Ref. No.	Part No.	Description	Reqd. QTY		Serial No.	Parts catalogue code
			CBR B	CBR 250R 250RA B		
1	13410-KYJ-900	GEAR ASSY., BALANCER DRIVEN	1	1		
2	13421-KYJ-900	SHAFT, BALANCER	1	1		
3	90204-MN5-000	NUT, HEX., 14MM	1	1		
4	90433-MEY-670	WASHER, 14.2X24	1	1		
5	90741-KFB-000	KEY, WOODRUFF, 4MM	1	1		
6	91008-KYJ-901	BEARING, RADIAL BALL, 6204 (SPECIAL)	2	2		

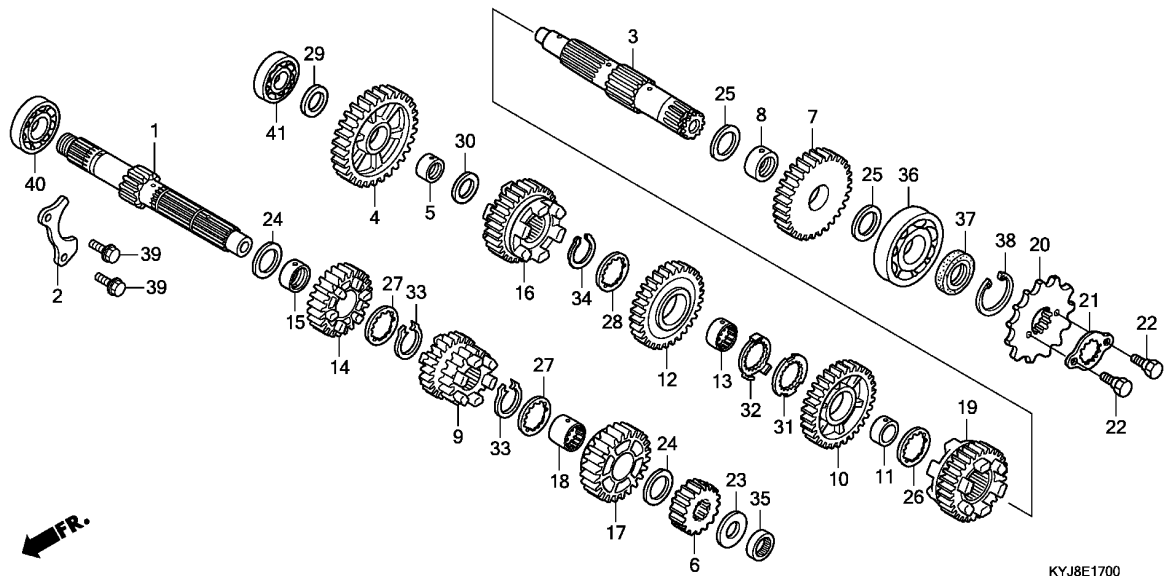
2



Ref. No.	L.O.N.	(Relative ref. Number) Description	F.R.T.
1		(6,9,14,17)	
210141		MAINSHAFT, TRANSMISSION ..... .INCLUDES: Engine removal and installation	5.5
210141A		.Replace countershaft add ....	0.2
3		(4,7,10,12,16,19)	
210142		COUNTERSHAFT, TRANSMISSION ... .INCLUDES: Engine removal and installation	5.5
210142A		.Replace mainshaft add .....	0.2
20	213135	SPROCKET, DRIVE .....	0.3
35	2101C2	BEARING, MAINSHAFT :LEFT ..... .INCLUDES: Engine removal and installation	5.5
36	2101C7	BEARING, COUNTERSHAFT :LEFT .. .INCLUDES: Engine removal and installation	5.5
40	2101C5	BEARING, MAINSHAFT :RIGHT .... .INCLUDES: Engine removal and installation	5.5
	2101C6	BEARING, MAINSHAFT :BOTH ..... .INCLUDES: Engine removal and installation	5.7
+41	2101C8	BEARING, COUNTERSHAFT :RIGHT -	5.5

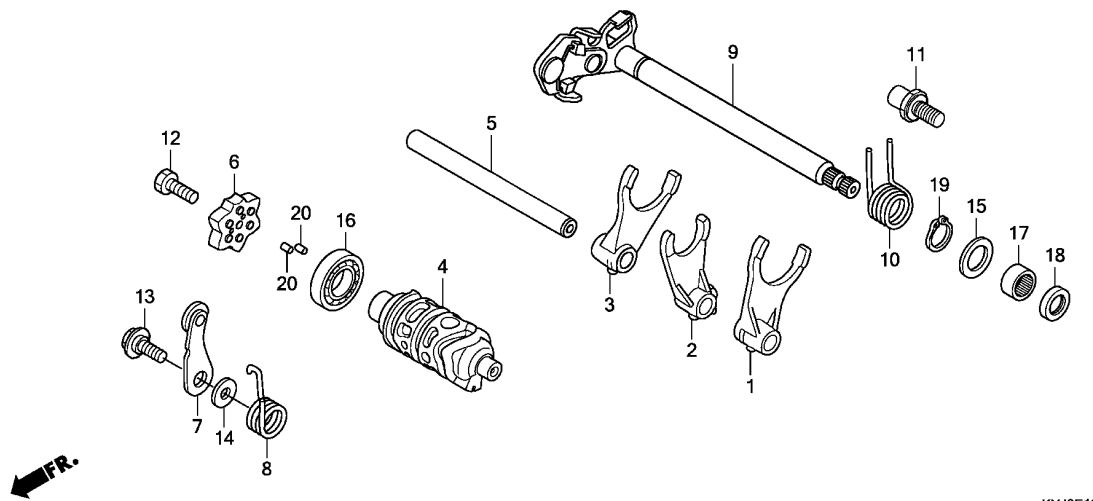
Ref. No.	Part No.	Description	Reqd. QTY		Serial No.	Parts catalogue code
			CBR B	CBR 250R 250RA B		
1	23211-KYJ-900	MAINSHAFT(12T) .....	1	1		
2	23212-KYJ-900	PLATE SET, BEARING .....	1	1		
3	23221-KYJ-900	COUNTERSHAFT .....	1	1		
4	23411-KYJ-900	GEAR, COUNTERSHAFT FIRST(40T)	1	1		
5	23412-KYJ-900	COLLAR, 20X23X10.5 .....	1	1		
6	23421-KYJ-900	GEAR, MAINSHAFT SECOND(17T) -	1	1		
7	23431-KYJ-900	GEAR, COUNTERSHAFT SECOND(36T)	1	1		
8	23432-KYJ-900	COLLAR, 22X25X11 .....	1	1		
9	23441-KYJ-900	GEAR, MAINSHAFT THIRD & FOURTH (21T/23T)	1	1		
10	23451-KYJ-900	GEAR, COUNTER THIRD(33T) .....	1	1		
11	23452-KYJ-900	COLLAR, 25X28X10 .....	1	1		
12	23471-KYJ-900	GEAR, COUNTERSHAFT FOURTH(30T)	1	1		
13	23472-KYJ-900	COLLAR, SPLINE, 25X10 .....	1	1		
14	23481-KYJ-900	GEAR, MAINSHAFT FIFTH(26T) ..	1	1		
15	23482-KYJ-900	BUSH, 20X23X17.4 .....	1	1		
16	23491-KYJ-900	GEAR, COUNTERSHAFT FIFTH(29T)	1	1		
17	23501-KYJ-900	GEAR, MAINSHAFT SIXTH(27T) ..	1	1		
18	23502-KYJ-900	COLLAR, SPLINE, 23MM .....	1	1		
19	23511-KYJ-900	GEAR, COUNTERSHAFT SIXTH(26T)	1	1		
20	23801-KYJ-900	SPROCKET, DRIVE(14T) .....	1	1		
21	23802-KYJ-900	PLATE, FIXING .....	1	1		
22	90084-041-000	BOLT, DRIVE SPROCKET FIXING -	2	2		
23	90405-KYJ-900	WASHER, 17X26X1.0 .....	1	1		
24	90406-KYJ-900	WASHER, 20X27X1.0 .....	2	2		





Ref. No.	L.O.N.	(Relative ref. Number) Description	F.R.T.
+41		.INCLUDES: Engine removal and installation	
2101C9		BEARING, COUNTERSHAFT :BOTH ..	5.7
2101D4		BEARING, MAINSHAFT AND COUNTERSHAFT :ALL .....	5.9
		.INCLUDES: Engine removal and installation	

Ref. No.	Part No.	Description	Reqd. QTY		Serial No.	Parts catalogue code
			CBR 250R B	CBR 250RA B		
25	90407-KYJ-900	WASHER, 22X29X1.0 .....	2	2		
26	90408-KYJ-900	WASHER, 25X32X1.0 .....	1	1		
27	90451-KYJ-900	WASHER, SPLINE, 20X26X1.6 ...	2	2		
28	90452-KYJ-900	WASHER, SPLINE, 25X31X1.0 ...	1	1		
29	90453-KYJ-900	WASHER, 17X28X1.0 .....	1	1		
30	90454-KPS-900	WASHER B, THRUST, 20MM .....	1	1		
31	90454-KYJ-900	WASHER, SPLINE, 25X42X1.6 ...	1	1		
32	90455-KYJ-900	WASHER, LOCK, 25MM .....	1	1		
33	90601-KYJ-900	CIRCLIP, EXTERNAL, 20MM .....	2	2		
34	90602-KYJ-900	CIRCLIP, EXTERNAL, 25MM .....	1	1		
35	91003-KYJ-901	BEARING, NEEDLE, 17X27X13 ...	1	1		
36	91005-KYJ-901	BEARING, RADIAL BALL,(63/22)	1	1		
37	91207-KYJ-901	OIL SEAL, 22X36X5 .....	1	1		
38	94520-37000	CIRCLIP, INTERNAL, 37MM .....	1	1		
39	95701-06014-00	BOLT, FLANGE, 6X14 .....	2	2		
40	96100-63040-00	BEARING, RADIAL BALL, 6304 ..	1	1		
41	96140-62030-00	BEARING, RADIAL BALL, 6203U ..	1	1		

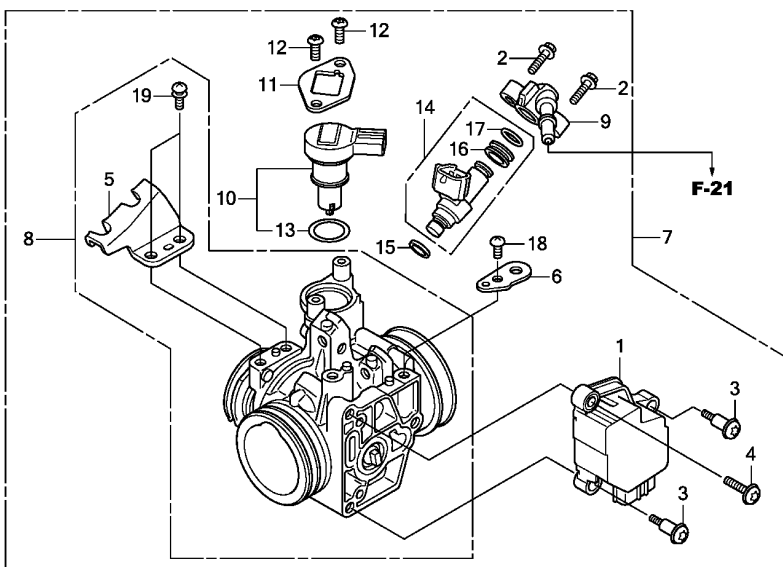


KYJ8E1900

Ref. No.	L.O.N.	(Relative ref. Number) Description	F.R.T.
1		(2,3)	
210112		FORK, GEARSHIFT ..... .INCLUDES: Engine removal and installation .NOTE: Same time for two units or more	5.5
4	2101A9	DRUM, GEARSHIFT ..... .INCLUDES: Engine removal and installation	5.5
6	2101D6	PLATE, GEARSHIFT DRUM STOPPER (8)	1.4
7	210125	STOPPER OR SPRING, SHIFT DRUM (10)	1.5
9	210122	SPINDLE, GEARSHIFT .....	1.4
18	1101F9	OIL SEAL, GEARSHIFT SPINDLE .. .INCLUDES: Engine removal and installation	1.4

Ref. No.	Part No.	Description	Reqd. QTY		Serial No.	Parts catalogue code
			CBR 250R B	CBR 250RA B		
1	24211-KYJ-900	FORK, L. GEARSHIFT .....	1	1		
2	24212-KYJ-900	FORK C, GEARSHIFT .....	1	1		
3	24213-KYJ-900	FORK, R. GEARSHIFT .....	1	1		
4	24301-KYJ-900	DRUM, GEARSHIFT .....	1	1		
5	24321-KYJ-900	SHAFT, GEARSHIFT FORK .....	1	1		
6	24410-KYJ-900	PLATE COMP., GEARSHIFT DRUM STOPPER	1	1		
7	24430-KGH-901	STOPPER COMP., GEARSHIFT DRUM	1	1		
8	24435-KYJ-900	SPRING, DRUM STOPPER .....	1	1		
9	24610-KYJ-900	SPINDLE COMP., GEARSHIFT .....	1	1		
10	24651-KRM-840	SPRING, GEARSHIFT RETURN .....	1	1		
11	24652-KSP-910	PIN, SHIFT RETURN SPRING .....	1	1		
12	90003-KVS-900	BOLT, HEX., 6X20 .....	1	1		
13	90022-MG8-000	PIVOT, SHIFT DRUM STOPPER ARM	1	1		
14	90435-HB3-000	WASHER, 6.1MM .....	1	1		
15	90457-KRM-840	WASHER, 14MM .....	1	1		
16	91015-MCA-003	BEARING, RADIAL BALL, 6905 ..	1	1		
17	91101-121-691	BEARING, NEEDLE, 14MM(TOYO) ..	1	1		
18	91203-KSP-910	OIL SEAL, 14X22X5 .....	1	1		
19	94510-14000	CIRCLIP, EXTERNAL, 14MM .....	1	1		
20	96220-30085	ROLLER, 3X8.5 .....	2	2		





KYJ8E2300

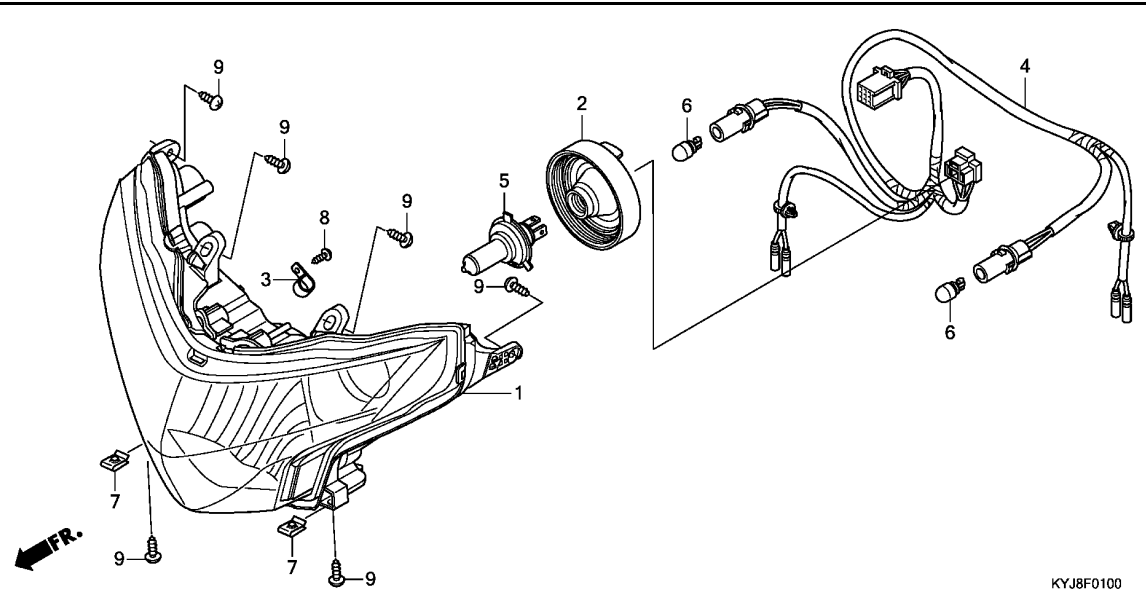
Ref. No.	L.O.N.	(Relative ref. Number) Description	F.R.T.
1	617115	SENSOR, THROTTLE .....	1.3
7	311132	BODY ASSY., THROTTLE .....	1.2
8	311130	BODY, THROTTLE .....	1.3
10	3111N5	VALVE, IDLE AIR CONTROL .....	0.6
14	311145	INJECTOR, FUEL .....	0.9

Ref. No.	Part No.	Description	Reqd. QTY		Serial No.	Parts catalogue code
			CBR 250R	CBR 250RA B		
1	16060-KYJ-901	SENSOR SET .....	1	1		
2	16080-KPH-701	BOLT, FLANGE, 5X20 .....	2	2		
3	16081-KYJ-901	SCREW, TORX, 5X8.7 .....	2	2		
4	16082-KYJ-901	SCREW, TORX, 5X17 .....	1	1		
5	16169-MFR-671	STAY, WIRE .....	1	1		
6	16196-HP6-A01	STAY, HARNESS CLAMPER .....	1	1		
7	16400-KYJ-901	BODY ASSY., THROTTLE .....	1	1		
8	16410-KYJ-901	BODY SET .....	1	1		
9	16422-HP5-602	JOINT, INJECTOR .....	1	1		
10	16430-KYJ-901	VALVE SET, IDLE AIR CONTROL ..	1	1		
11	16432-HP5-601	PLATE, IDLE AIR CONTROL VALVE ..	1	1		
12	16433-HN8-A61	SCREW, TORX .....	2	2		
13	16435-HN8-A61	O-RING, 17.8X1.9 .....	1	1		
14	16450-MFE-641	INJECTOR ASSY., FUEL .....	1	1		
15	16472-MCW-000	SEAL RING, INJECTOR .....	1	1		
16	16473-P7A-004	CUSHION RING, INJECTOR .....	1	1		
17	91301-P7A-004	O-RING .....	1	1		
18	93500-05010-1H	SCREW, PAN, 5X10 .....	1	1		
19	93892-05012-18	SCREW-WASHER, 5X12 .....	2	2		

F-1

# HEADLIGHT

**G 1**

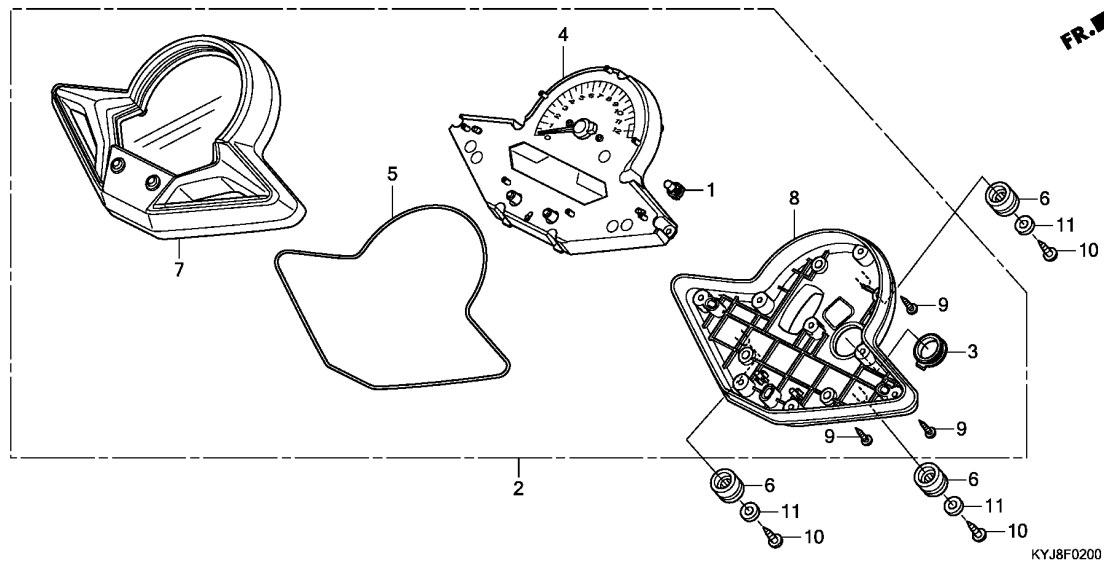


Ref. No.	L.O.N.	(Relative ref. Number) Description	F.R.T.
1	6161A7	HEADLIGHT UNIT .....	0.8
4	6161B1	SOCKET, HEADLIGHT .....	0.7
5	616118	BULB, HEADLIGHT .....	0.1
6	616182	BULB, POSITION LIGHT .....	0.1

.NOTE: Same time for two units

Ref. No.	Part No.	Description	Reqd. QTY		Serial No.	Parts catalogue code
			CBR B	CBR 250R 250RA B		
1	33110-KYJ-881	HEADLIGHT UNIT COMP. ....	1	1		
2	33112-KWR-003	COVER, RUBBER .....	1	1		
3	33116-KPP-T01	CLAMP, CORD .....	1	1		
4	33150-KYJ-901	SOCKET COMP. ....	1	1		
5	34901-KWR-003	BULB, HEADLIGHT(12V 60/55W) -	1	1		
6	34908-SB6-003	BULB(12V 5W) .....	2	2		
7	90344-KPL-900	NUT, CLIP, 5MM .....	2	2		
8	93901-34320	SCREW, TAPPING, 4X12 .....	1	1		
9	93903-25380	SCREW, TAPPING, 5X16 .....	6	6		

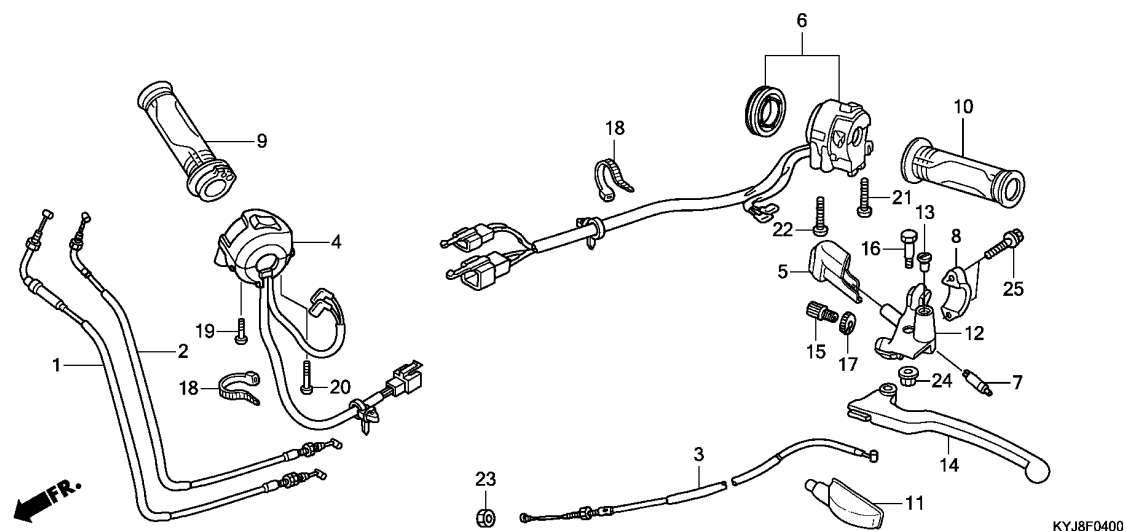
**3**



Ref. No.	L.O.N.	(Relative ref. Number) Description	F.R.T.
2	8121A1	METER ASSY., COMBINATION .....	0.7
4	8121A2	METER, COMBINATION .....	0.8
7	8121B4	CASE, METER :UPPER .....	0.7
8	8121B5	CASE, METER :LOWER .....	0.7

3

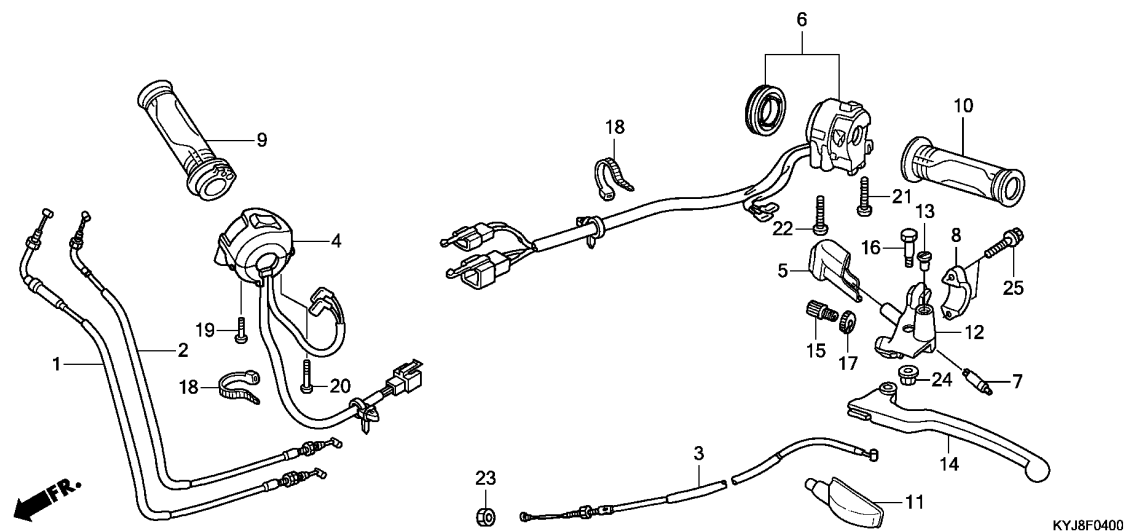
Ref. No.	Part No.	Description	Reqd. QTY		Serial No.	Parts catalogue code
			CBR 250R	CBR 250RA		
1	35505-KPP-T01	BULB & SOCKET ASSY.(12V 1.7W)	1	1		
2	37100-KYJ-901	METER ASSY., COMBINATION .....	1	-		
	37100-KYJ-911	.....	-	1		
3	37105-KPP-T01	CAP .....	1	1		
4	37110-KYJ-901	METER ASSY., SPEED & TACHO & FUEL	1	-		
	37110-KYJ-911	.....	-	1		
5	37180-KPP-T01	GASKET .....	1	1		
6	37244-KVK-900	RUBBER, METER MOUNTING .....	3	3		
7	37610-KYJ-901	CASE ASSY., UPPER .....	1	1		
8	37620-KYJ-901	CASE ASSY., UNDER .....	1	1		
9	93903-22480	SCREW, TAPPING, 3X16 .....	8	8		
10	93913-25380	SCREW, TAPPING, 5X14(PO) .....	3	3		
11	94103-05700	WASHER, PLAIN, 5MM .....	3	3		



Ref. No.	L.O.N.	(Relative ref. Number) Description	F.R.T.
1		(2)	
1	811100	CABLE, THROTTLE .....	0.8
		.NOTE: Same time for two units	
3	811115	CABLE, CLUTCH .....	0.3
4	615120	SWITCH, STARTER KILL .....	0.9
6	615118	SWITCH, WINKER .....	0.8
7	6151A9	SWITCH, CLUTCH .....	0.1
9	810150	GRIP, THROTTLE .....	0.3
10	8101C0	GRIP, HANDLE :LEFT .....	0.1
12	8101C8	BRACKET, HANDLE LEVER :LEFT ..	0.2
14	8101C6	LEVER, HANDLE :LEFT .....	0.1
	8101F5	LEVER, HANDLE :BOTH .....	0.2

Ref. No.	Part No.	Description	Reqd. QTY		Serial No.	Parts catalogue code
			CBR B	CBR 250R 250RA B		
1	17910-KYJ-901	CABLE COMP. A, THROTTLE .....	1	1		
2	17920-KYJ-901	CABLE COMP. B, THROTTLE .....	1	1		
3	22870-KYJ-900	CABLE COMP., CLUTCH .....	1	1		
4	35130-KYJ-901	SWITCH ASSY., STARTER & ENGINE STOP	1	1	----- 2U,3U,K0,MA,U	
	35150-KYJ-971	SWITCH ASSY., STARTER LIGHTING KILL	1	1	----- IN	
5	35152-KRY-970	COVER, CLUTCH SWITCH .....	1	1		
6	35200-KYJ-901	SWITCH ASSY., WINKER .....	1	1		
7	35330-KYJ-901	SWITCH COMP., FR. LEVER .....	1	1		
8	45517-KCW-870	HOLDER, MASTER CYLINDER .....	1	1		
9	53140-KYJ-900	GRIP COMP., THROTTLE .....	1	1		
10	53166-KYJ-900	GRIP, L. HANDLE .....	1	1		
11	53172-402-700	COVER, L. HANDLE LEVER .....	1	1		
12	53172-KYJ-900	BRACKET, HANDLE LEVER .....	1	1		
13	53174-116-670	PLUG, HANDLE LEVER BRACKET ..	1	1		
14	53178-KV0-000	LEVER COMP., L. HANDLE .....	1	1		
15	53192-268-000	BOLT, WIRE ADJUSTING .....	1	1		
16	90113-438-000	BOLT, L. STEERING HANDLE LEVER PIVOT	1	1		
17	90321-315-670	NUT, FIXING .....	1	1		
18	90651-KV6-003	BAND, WIRE, 165MM(BLACK) ....	2	2		
19	93892-05020-07	SCREW-WASHER, 5X20 .....	1	1		
20	93892-05025-07	SCREW-WASHER, 5X25 .....	1	1		
21	93892-05035-07	SCREW-WASHER, 5X35 .....	1	1		





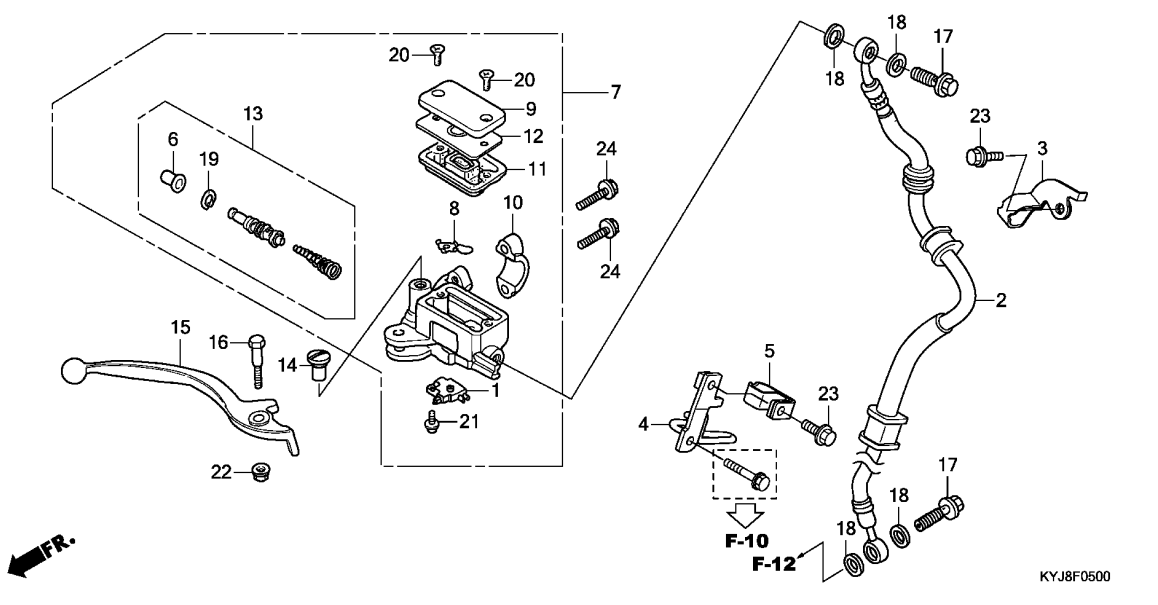
KYJ8F0400

Ref. No.	Part No.	Description	Reqd. QTY		Serial No.	Parts catalogue code
			CBR 250R B	CBR 250RA B		

22	93892-05045-07	SCREW-WASHER, 5X45 .....	1	1		
23	94030-08000	NUT, HEX., 8MM .....	1	1		
24	94050-06000	NUT, FLANGE, 6MM .....	1	1		
25	96001-06022-07	BOLT, FLANGE, 6X22 .....	2	2		

**F-5**

**FR. BRAKE MASTER CYLINDER(CBR250R)**



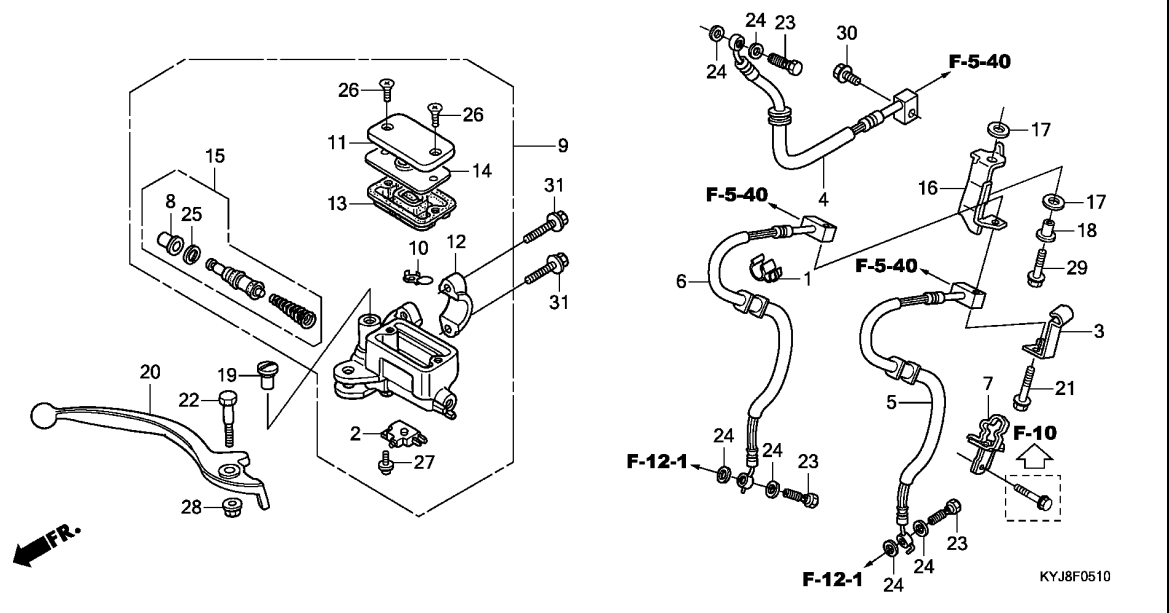
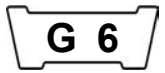
Ref. No.	L.O.N.	(Relative ref. Number) Description	F.R.T.
1	6151B2	SWITCH, FRONT STOP .....	0.1
2	7121A0	HOSE, FRONT BRAKE .....	0.4
		.INCLUDES: Bleed brakes	
7	712105	CYLINDER, FRONT BRAKE MASTER .....	0.4
		.INCLUDES: Bleed brakes	
11	7121G6	DIAPHRAGM, FRONT BRAKE MASTER .....	0.1
13	7121G9	PISTON SET, FRONT BRAKE MASTER .....	0.4
		.INCLUDES: Bleed brakes	
15	8101C7	LEVER, HANDLE :RIGHT .....	0.1
	8101F5	LEVER, HANDLE :BOTH .....	0.2

Ref. No.	Part No.	Description	Reqd. QTY		Serial No.	Parts catalogue code
			CBR 250R	CBR 250RA B		
1	35340-MM5-600	SWITCH ASSY., FR. STOP .....	1	-		
2	45125-KYJ-901	HOSE COMP., FR. BRAKE .....	1	-		
3	45155-KYJ-900	CLAMPER, FR. BRAKE HOSE .....	1	-		
4	45156-KYJ-900	STAY, BRAKE HOSE CLAMP .....	1	-		
5	45157-KYJ-900	CLAMPER B, FR. BRAKE HOSE ...	1	-		
6	45504-410-003	BOOT COMP. ....	1	-		
7	45510-KYJ-901	CYLINDER SUB ASSY., FR. BRAKE MASTER	1	-		
8	45512-MA6-006	PROTECTOR .....	1	-		
9	45513-HA2-006	CAP, MASTER CYLINDER .....	1	-		
10	45517-166-006	HOLDER, MASTER CYLINDER .....	1	-		
11	45520-MG7-006	DIAPHRAGM .....	1	-		
12	45521-HA2-006	PLATE, DIAPHRAGM .....	1	-		
13	45530-MN9-305	CYLINDER SET, MASTER .....	1	-		
14	53174-116-670	PLUG, HANDLE LEVER BRACKET ..	1	-		
15	53175-KPP-T01	LEVER, R. STEERING HANDLE ...	1	-		
16	90114-KGH-900	BOLT, HANDLE LEVER PIVOT ....	1	-		
17	90145-MS9-612	BOLT, OIL, 10X22 .....	2	-		
18	90545-300-000	WASHER, OIL BOLT .....	4	-		
19	90651-MA5-671	CIRCLIP .....	1	-		
20	93600-04012-16	SCREW, FLAT, 4X12 .....	2	-		
21	93893-04012-17	SCREW-WASHER, 4X12 .....	1	-		
22	94050-06000	NUT, FLANGE, 6MM .....	1	-		
23	96001-06012-07	BOLT, FLANGE, 6X12 .....	2	-		
24	96001-06022-07	BOLT, FLANGE, 6X22 .....	2	-		



# F-5-10

# FR. BRAKE MASTER CYLINDER(CBR250RA)



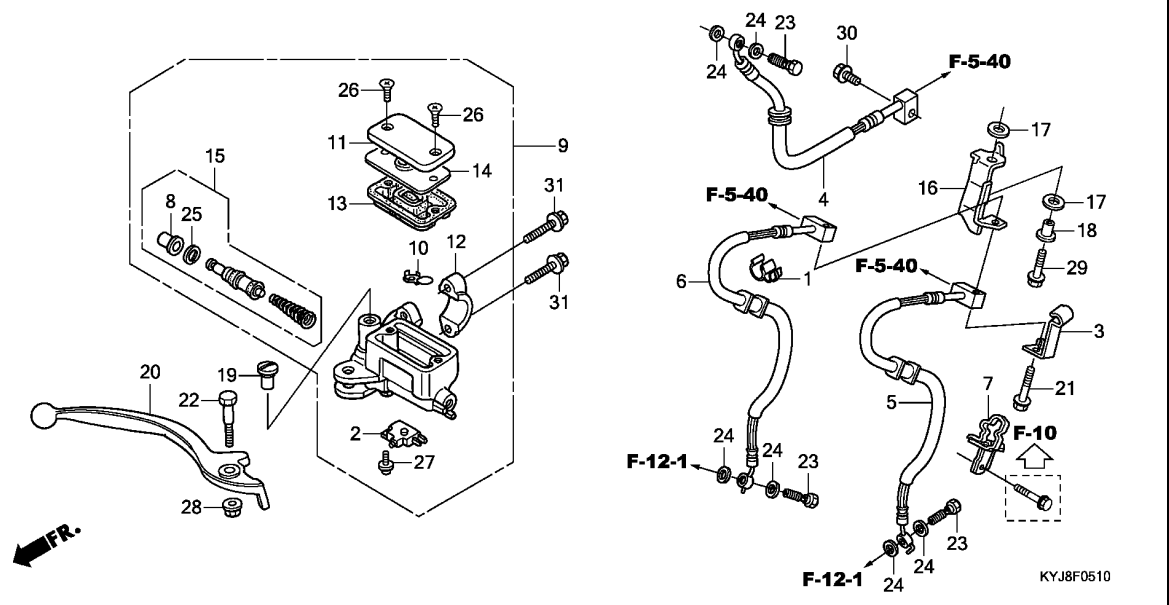
Ref. No.	L.O.N.	(Relative ref. Number) Description	F.R.T.
2	6151B2	SWITCH, FRONT STOP .....	0.1
4	712128	HOSE B, FRONT BRAKE .....	0.6
		.INCLUDES: Bleed brakes	
5	712127	HOSE A, FRONT BRAKE .....	0.4
		.INCLUDES: Bleed brakes	
6	7121A5	HOSE C, FRONT BRAKE .....	0.5
		.INCLUDES: Bleed brakes	
9	712105	CYLINDER, FRONT BRAKE MASTER .....	0.4
		.INCLUDES: Bleed brakes	
13	7121G6	DIAPHRAGM, FRONT BRAKE MASTER .....	0.1
		CYLINDER .....	
15	7121G9	PISTON SET, FRONT BRAKE MASTER .....	0.4
		.INCLUDES: Bleed brakes	
20	8101C7	LEVER, HANDLE :RIGHT .....	0.1
	8101F5	LEVER, HANDLE :BOTH .....	0.2

Ref. No.	Part No.	Description	Reqd. QTY		Serial No.	Parts catalogue code
			CBR 250R	CBR 250RA		
1	11152-KS4-003	CLAMP, PIPE .....	-	1		
2	35340-MM5-600	SWITCH ASSY., FR. STOP .....	-	1		
3	38526-KYJ-910	CLAMPER, SPEED SENSOR CORD FR. .....	-	1		
4	45125-KYJ-911	HOSE COMP. B, FR. BRAKE .....	-	1		
5	45126-KYJ-911	HOSE COMP. A, FR. BRAKE .....	-	1		
6	45127-KYJ-911	HOSE COMP. C, FR. BRAKE .....	-	1		
7	45156-KYJ-910	CLAMPER B, FR. BRAKE HOSE .....	-	1		
8	45504-410-003	BOOT COMP. ....	-	1		
9	45510-KYJ-911	CYLINDER SUB ASSY., FR. BRAKE MASTER .....	-	1		
10	45512-MA6-006	PROTECTOR .....	-	1		
11	45513-HA2-006	CAP, MASTER CYLINDER .....	-	1		
12	45517-166-006	HOLDER, MASTER CYLINDER .....	-	1		
13	45520-MG7-006	DIAPHRAGM .....	-	1		
14	45521-HA2-006	PLATE, DIAPHRAGM .....	-	1		
15	45530-471-831	CYLINDER SET, MASTER .....	-	1		
16	50246-KYJ-910	STAY, FR. BRAKE HOSE .....	-	1		
17	50248-KYJ-910	WASHER, RUBBER .....	-	2		
18	50249-KYJ-910	COLLAR 2WAY JOINT STAY .....	-	1		
19	53174-116-670	PLUG, HANDLE LEVER BRACKET MOUNTING .....	-	1		
20	53175-KPP-T01	LEVER, R. STEERING HANDLE .....	-	1		
21	90114-GFM-970	BOLT, FLANGE, 6X32 .....	-	1		
22	90114-KGH-900	BOLT, HANDLE LEVER PIVOT .....	-	1		
23	90145-MS9-612	BOLT, OIL, 10X22 .....	-	3		

**F-5-10**

**FR. BRAKE MASTER CYLINDER(CBR250RA)**

**G 7**

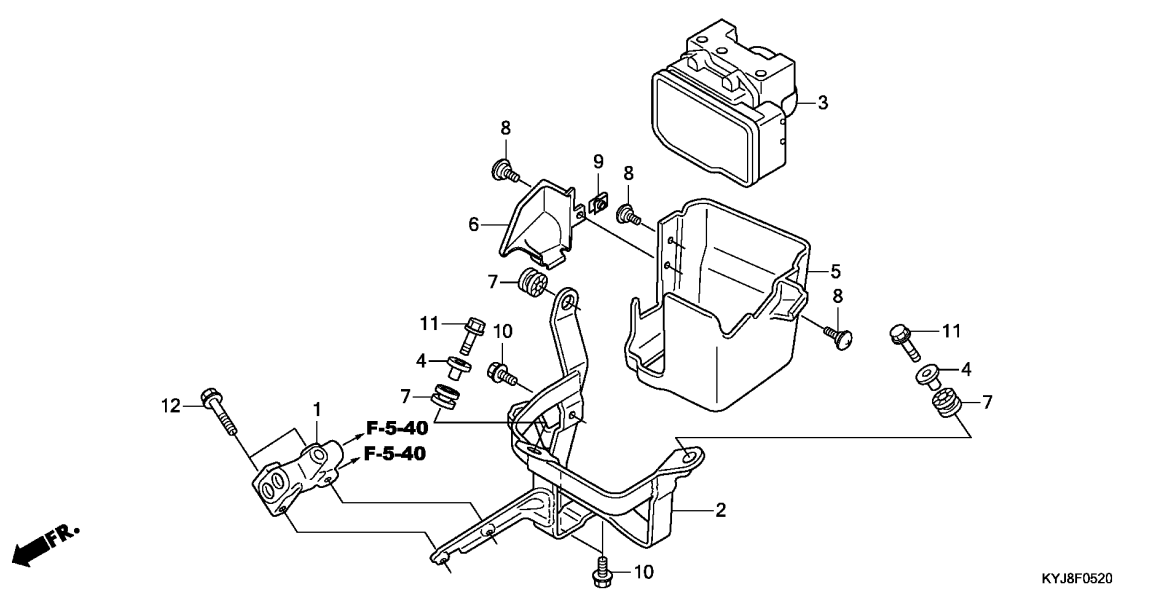
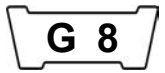


Ref. No.	Part No.	Description	Reqd. QTY		Serial No.	Parts catalogue code
			CBR 250R	CBR 250RA		
24	90545-300-000	WASHER, OIL BOLT .....	-	6		
25	90651-MA5-671	CIRCLIP .....	-	1		
26	93600-04012-16	SCREW, FLAT, 4X12 .....	-	2		
27	93893-04012-17	SCREW-WASHER, 4X12 .....	-	1		
28	94050-06000	NUT, FLANGE, 6MM .....	-	1		
29	95701-06020-07	BOLT, FLANGE, 6X20 .....	-	1		
30	96001-06012-07	BOLT, FLANGE, 6X12 .....	-	1		
31	96001-06022-07	BOLT, FLANGE, 6X22 .....	-	2		

**3**

# F-5-20

# ABS MODULATOR



Ref. No.	L.O.N.	(Relative ref. Number) Description	F.R.T.
1	7121H2	VALVE, PROPORTIONING CONTROL . .INCLUDES: Bleed brakes	2.7
2	7111J8	BRACKET, ABS MODULATOR ..... .INCLUDES: Bleed brakes	2.7
3	7111H1	MODULATOR, ABS ..... .INCLUDES: Bleed brakes	2.8
5	7111M9	COVER, ABS MODULATOR ..... .INCLUDES: Bleed brakes	0.2

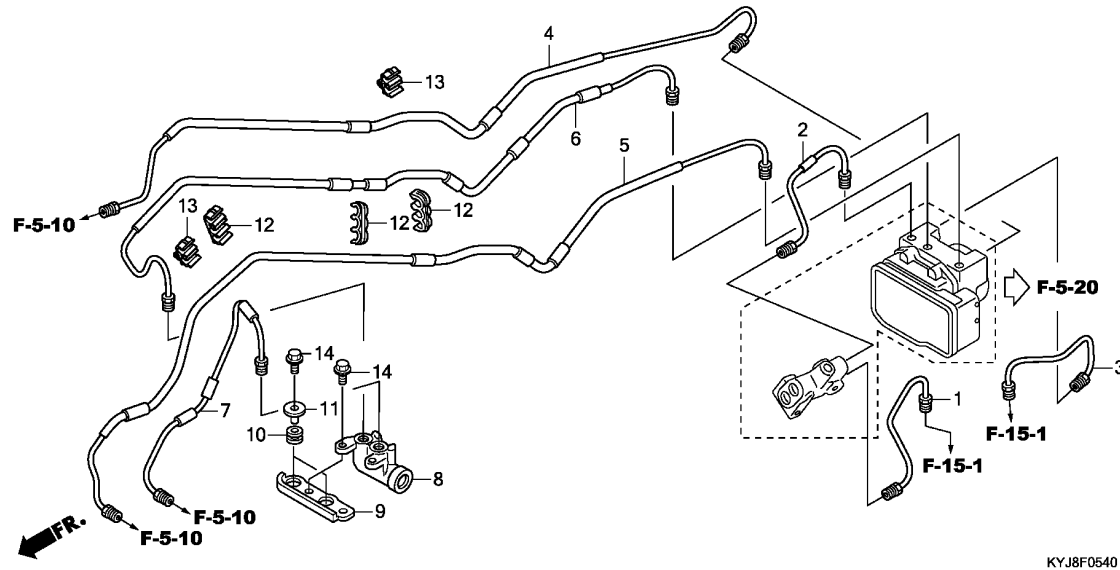


Ref. No.	Part No.	Description	Reqd. QTY		Serial No.	Parts catalogue code
			CBR B	CBR 250R 250RA B		
1	46400-KYJ-911	VALVE ASSY., PROPORTIONING CONTROL	-	1		
2	50245-KYJ-910	STAY COMP., ABS MODULATOR ...	-	1		
3	57110-KYJ-911	MODULATOR ASSY., ABS .....	-	1		
4	61102-KTY-D30	COLLAR, RADIATOR MOUNTING ...	-	2		
5	61410-KYJ-910	COVER A, ABS MODULATOR .....	-	1		
6	61411-KYJ-910	COVER B, ABS MODULATOR .....	-	1		
7	77208-KW7-900	RUBBER B, SEAT MOUNTING .....	-	3		
8	90115-KW7-900	SCREW, VISOR SPECIAL SETTING	-	3		
9	90677-KAN-T00	NUT, CLIP, 5MM .....	-	1		
10	95701-06012-00	BOLT, FLANGE, 6X12 .....	-	3		
11	95701-06022-00	BOLT, FLANGE, 6X22 .....	-	2		
12	95701-06040-07	BOLT, FLANGE, 6X40 .....	-	2		

# F-5-40

# BRAKE PIPE

**G 9**

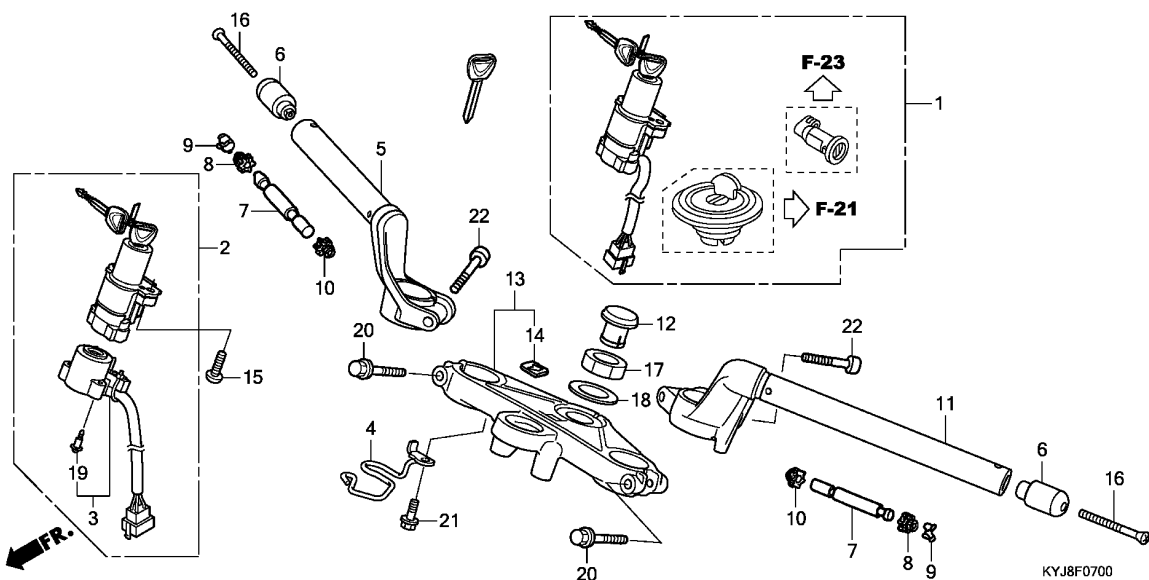


KYJ8F0540

Ref. No.	L.O.N.	(Relative ref. Number) Description	F.R.T.
1	7121D7	PIPE A, REAR BRAKE ..... .INCLUDES: Bleed brakes	2.3
2	7121D8	PIPE B, REAR BRAKE ..... .INCLUDES: Bleed brakes	2.7
3	7121D9	PIPE C, REAR BRAKE ..... .INCLUDES: Bleed brakes	2.1
4	7121C7	PIPE A, FRONT BRAKE ..... .INCLUDES: Bleed brakes	2.7
5	7121C8	PIPE B, FRONT BRAKE ..... .INCLUDES: Bleed brakes	2.7
6	7121C9	PIPE C, FRONT BRAKE ..... .INCLUDES: Bleed brakes	2.7
7	7121M2	PIPE D, FRONT BRAKE ..... .INCLUDES: Bleed brakes	1.6
8	712165	VALVE, DELAY ..... .INCLUDES: Bleed brakes	1.6

Ref. No.	Part No.	Description	Reqd. QTY		Serial No.	Parts catalogue code
			CBR B	CBR 250R 250RA B		
1	43311-KYJ-910	PIPE COMP. A, RR. BRAKE .....	-	1		
2	43312-KYJ-910	PIPE COMP. B, RR. BRAKE .....	-	1		
3	43313-KYJ-910	PIPE COMP. C, RR. BRAKE .....	-	1		
4	45131-KYJ-910	PIPE COMP. A, FR. BRAKE .....	-	1		
5	45132-KYJ-910	PIPE COMP. B, FR. BRAKE .....	-	1		
6	45133-KYJ-910	PIPE COMP. C, FR. BRAKE .....	-	1		
7	45134-KYJ-910	PIPE COMP. D, FR. BRAKE .....	-	1		
8	46300-MFG-D21	VALVE ASSY., DELAY .....	-	1		
9	50243-KYJ-910	BRACKET, DELAY VALVE .....	-	1		
10	50247-KYJ-910	RUBBER, DELAY VALVE MOUNT ...	-	2		
11	61105-KPF-910	COLLAR, FR. FENDER MOUNTING ..	-	2		
12	90662-MCA-971	CLAMP, BRAKE PIPE(6.8X3) ....	-	3		
13	90664-MCA-003	CLAMP, BRAKE PIPE(7.0X2) ....	-	2		
14	95701-06016-08	BOLT, FLANGE, 6X16 .....	-	4		

**3**



Ref. No.	L.O.N.	(Relative ref. Number) Description	F.R.T.
1	6151A1	KEY SET .....	1.4
2	615145	SWITCH, COMBINATION & LOCK ...	1.1
3	6151C2	BASE, CONTACT .....	1.0
5	8101B1	PIPE, STEERING HANDLE :RIGHT ..	0.3
7	8101D6	WEIGHT B, HANDLE :LEFT .....	0.2
	8101D7	WEIGHT B, HANDLE :RIGHT .....	0.2
	8101D8	WEIGHT B, HANDLE :BOTH .....	0.4
11	8101B0	PIPE, STEERING HANDLE :LEFT ..	0.4
	8101B2	PIPE, STEERING HANDLE :BOTH ..	0.7
13	510110	BRIDGE, FORK TOP .....	1.0

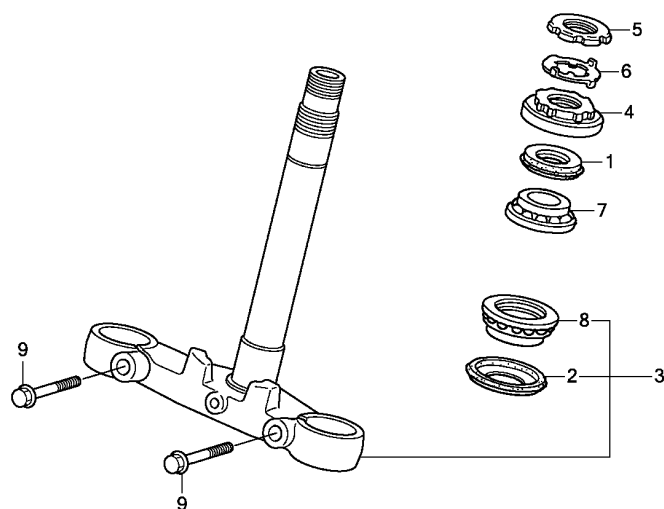
3

Ref. No.	Part No.	Description	Reqd. QTY		Serial No.	Parts catalogue code
			CBR 250R	CBR 250RA		
1	35010-KYJ-900	KEY SET .....	1	1		
2	35100-KYJ-901	SWITCH ASSY., COMBINATION ...	1	1		
3	35101-KYJ-901	BASE COMP., CONTACT .....	1	1		
4	45158-KYJ-900	GUIDE, FR. BRAKE HOSE .....	1	1		
5	53100-KYJ-900	PIPE COMP., R. STEERING HANDLE	1	1		
6	53103-KYJ-900	WEIGHT A, STEERING HANDLE ...	2	2		
7	53104-KYJ-900	WEIGHT B, STEERING HANDLE ...	2	2		
8	53107-MJO-000	RUBBER B, HANDLE WEIGHT .....	2	2		
9	53108-MJO-000	RING, HANDLE WEIGHT SNAP .....	2	2		
10	53109-MV4-000	RUBBER B, HANDLE WEIGHT .....	2	2		
11	53150-KYJ-900	PIPE COMP., L. STEERING HANDLE	1	1		
12	53208-KGA-900	CAP, STEERING STEM .....	1	1		
13	53300-KYJ-900	BRIDGE COMP., FORK TOP .....	1	1		
14	86150-KPG-901	EMBLEM, PRODUCT(MARUI) .....	1	1		
	86150-KPG-902	EMBLEM, PRODUCT(UEHARA) .....	1	1		
	86150-KTJ-C60	EMBLEM, PRODUCT .....	1	1		
15	90107-MBG-000	BOLT, ONE-WAY, 8MM .....	2	2		
16	90191-KYJ-900	SCREW, OVAL, 6X50 .....	2	2		
17	90304-KGA-900	NUT, STEERING STEM .....	1	1		
18	90503-KGA-900	WASHER, STEERING STEM .....	1	1		
19	91059-KY2-711	SCREW, TAPPING, 3X16 .....	3	3		
20	95701-08045-07	BOLT, FLANGE, 8X45 .....	2	2		
21	96001-06012-07	BOLT, FLANGE, 6X12 .....	1	1		
22	96600-08032-07	BOLT, SOCKET, 8X32 .....	2	2		

**F-9**

**STEERING STEM**

**G11**



**FR.**

KYJ8F0900

Ref. No.	L.O.N.	(Relative ref. Number) Description	F.R.T.
3	510100	STEM OR SHAFT ASSY., STEERING (1)	1.6
4	5101B2	THREAD, STEERING HEAD TOP ....	1.4
7	5101B6	BEARING, HEAD PIPE :UPPER .... (2)	1.6
8	5101B7	BEARING, HEAD PIPE :LOWER ....	1.8
	5101C7	BEARING, HEAD PIPE :BOTH .....	1.8

Ref. No.	Part No.	Description	Reqd. QTY		Serial No.	Parts catalogue code
			CBR 250R B	CBR 250RA B		
1	53213-MB4-771	DUST SEAL, STEERING HEAD(ARAI)	1	1		
2	53214-371-010	DUST SEAL, STEERING HEAD ....	1	1		
3	53219-KYJ-900	STEM SUB ASSY., STEERING ....	1	1		
4	53220-KYJ-900	THREAD COMP., STEERING HEAD				
5	90302-425-830	THREAD B, STEERING HEAD TOP -	1	1		
6	90506-425-830	WASHER, LOCK .....	1	1		
7	91015-KT8-005	BEARING, HEAD PIPE UPPER(KOYO)	1	1		
8	91016-KT8-005	BEARING, HEAD PIPE UNDER(KOYO)	1	1		
9	95701-10035-07	BOLT, FLANGE, 10X35 .....	2	2		

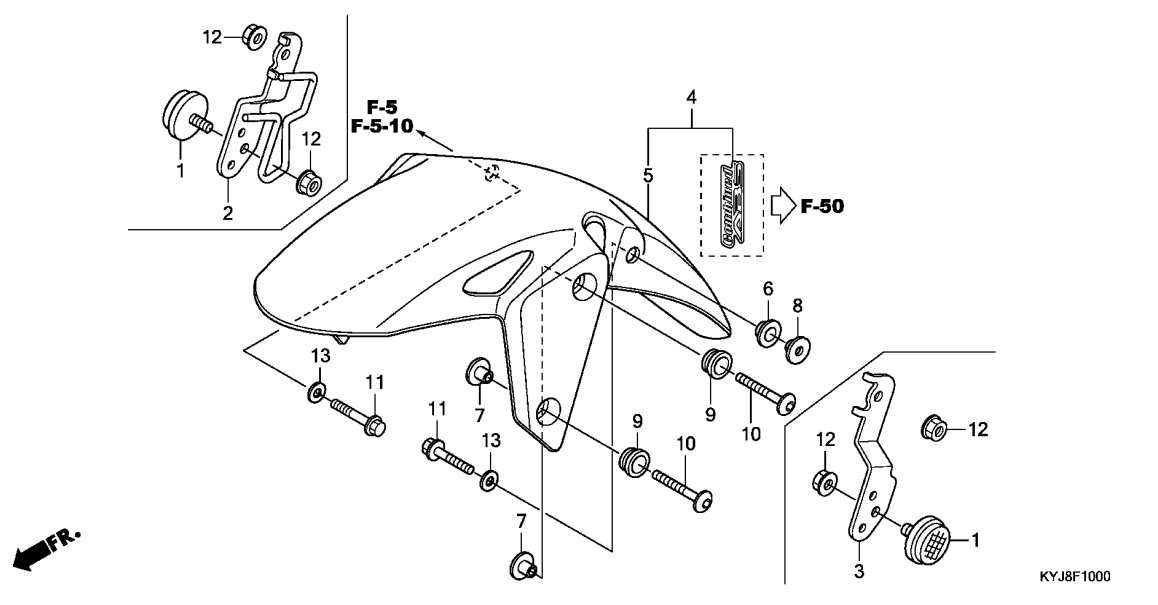
**3**



F-10

FRONT FENDER

G12



Ref. No.	L.O.N.	(Relative ref. Number) Description	F.R.T.
----------	--------	------------------------------------	--------

4	4131B7	(5) FENDER, FRONT .....	0.4
---	--------	-------------------------	-----

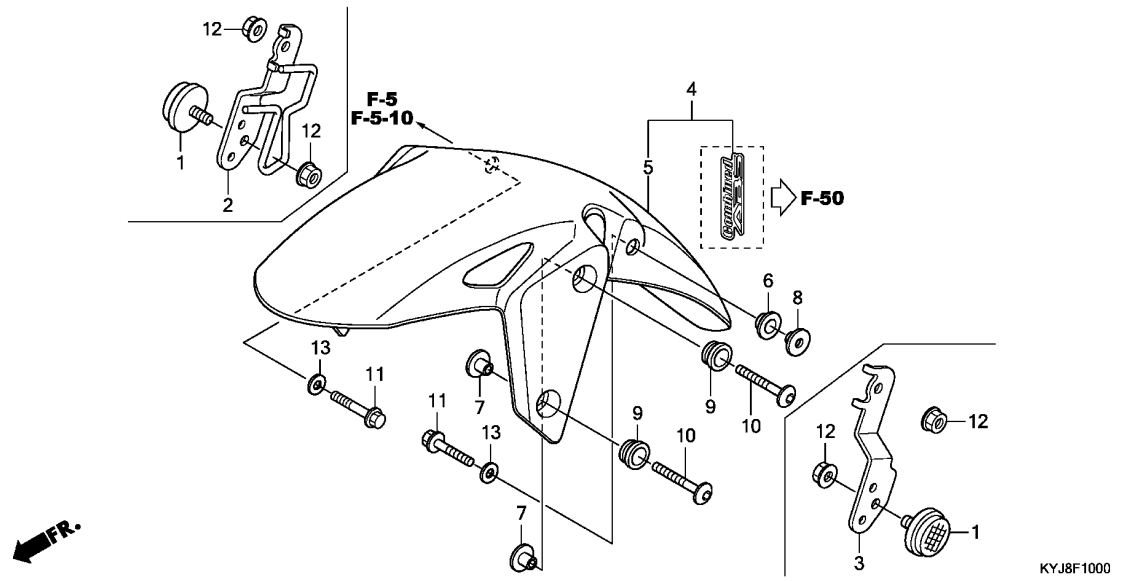
Ref. No.	Part No.	Description	Reqd. QTY		Serial No.	Parts catalogue code
			CBR B	CBR 250R 250RA B		
1	33741-KTG-U01	REFLECTOR, FR. REFLEX .....	2	2	----- 2U,3U,U	
2	60114-KYJ-920	STAY COMP., R. FR. SIDE				
		REFLECTOR	1	1	----- 2U,3U,U	
3	60115-KYJ-920	STAY COMP., L. FR. SIDE				
		REFLECTOR	1	1	----- 2U,3U,U	
4	61000-KYJ-910ZD	FENDER SET, FR.(WL) *NHA35M*				
		ASTEROID BLACK METALLIC	-	1	----- 2U,IN,KO,MA	
	61000-KYJ-910ZE	*NHA95M*SWORD SILVER METALLIC	-	1	----- IN,MA	
	61000-KYJ-910ZC	*R4C*.....CANDY RUBY RED	-	1	----- IN,MA,U	
	61000-KYJ-910ZG	*NH196*.....ROSS WHITE	-	1	----- MA	
5	61100-KPP-T00ZA	FENDER, FR. *NHA35M*				
		ASTEROID BLACK METALLIC	1	-	----- 2U,IN,KO,MA	
	61100-KPP-T00ZG	*R263*.....MILLENNIUM RED	1	-	----- 3U	
	61100-KPP-T00ZH	*NHA95M*SWORD SILVER METALLIC	1	-	----- IN,KO,MA	
	61100-KPP-T00ZE	*R4C*.....CANDY RUBY RED	1	-	----- IN,KO,MA,U	
	61100-KPP-T00ZA	*NHA35M*				
		ASTEROID BLACK METALLIC	-	1	----- MA	
	61100-KPP-T00ZB	*NH196*.....ROSS WHITE	-	1	----- MA	
	61100-KPP-T00ZE	*R4C*.....CANDY RUBY RED	-	1	----- MA	
	61100-KPP-T00ZH	*NHA95M*SWORD SILVER METALLIC	-	1	----- MA	
6	61103-KPF-910	RUBBER, FR. FENDER MOUNTING	2	2		
7	61103-KRY-900	COLLAR A, FR. FENDER .....	4	4		
8	61105-KPF-910	COLLAR, FR. FENDER MOUNTING	2	2		
9	61105-KRY-900	RUBBER, FR. FENDER MOUNTING	4	4		
10	90130-KYJ-900	SCREW, PAN, 6X22 .....	4	4		

3

# F-10

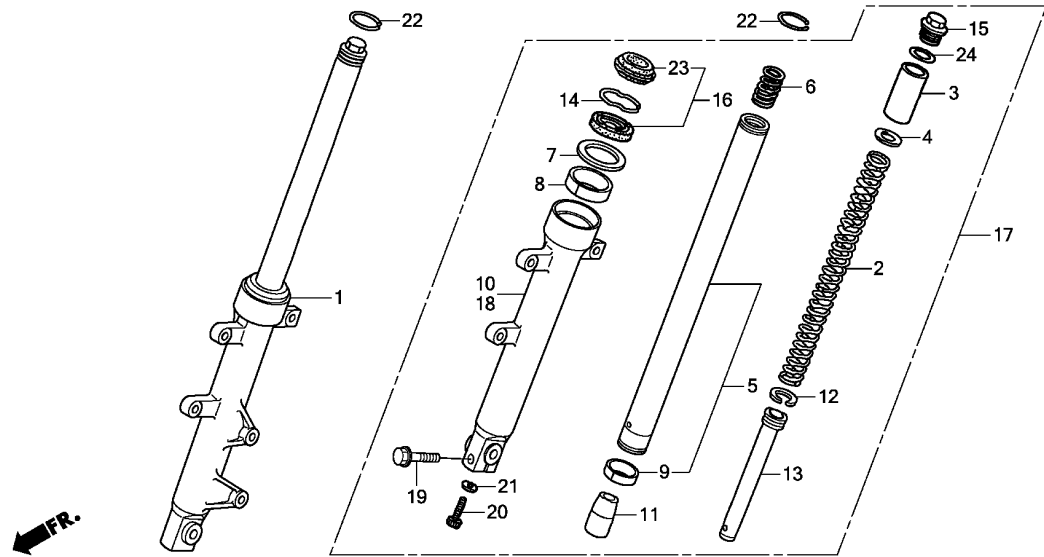
# FRONT FENDER

G13



Ref. No.	Part No.	Description	Reqd. QTY		Serial No.	Parts catalogue code
			CBR 250R B	CBR 250RA B		
11	96001-06035-00	BOLT, FLANGE, 6X35	2	2	-----	2U,3U,U
	90131-KYJ-900	BOLT, FLANGE, 6X22	2	2	-----	IN,KO,MA
12	90301-KGH-901	NUT, U, 6MM	4	4	-----	2U,3U,U
13	90485-286-000	WASHER, 6MM	2	2		

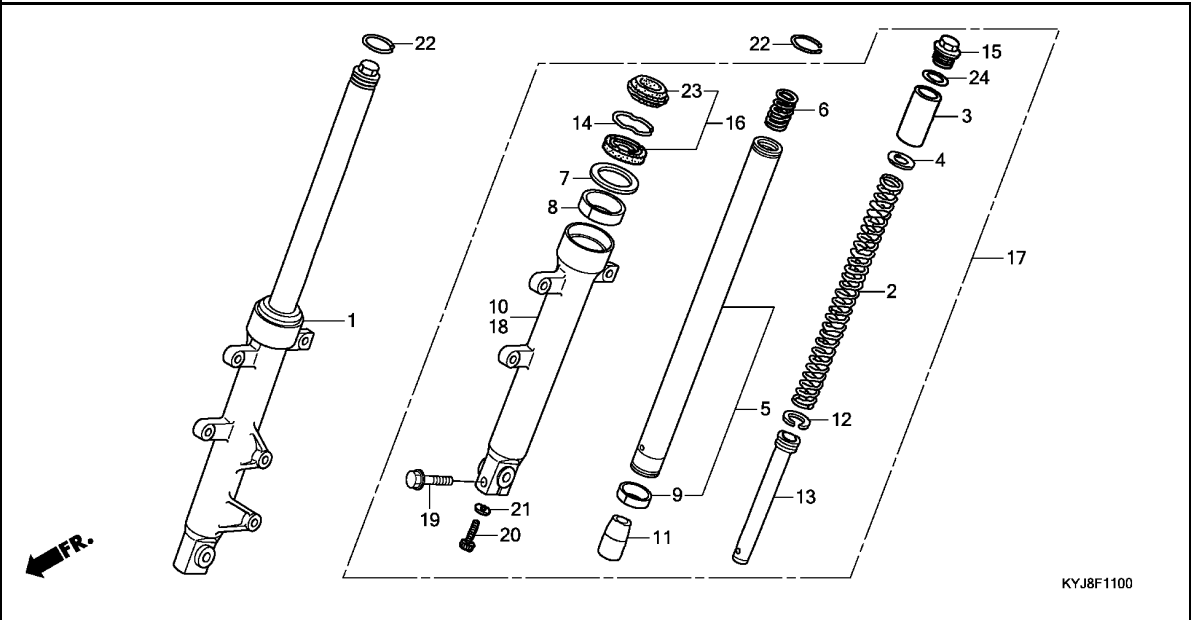
3



KYJ8F1100

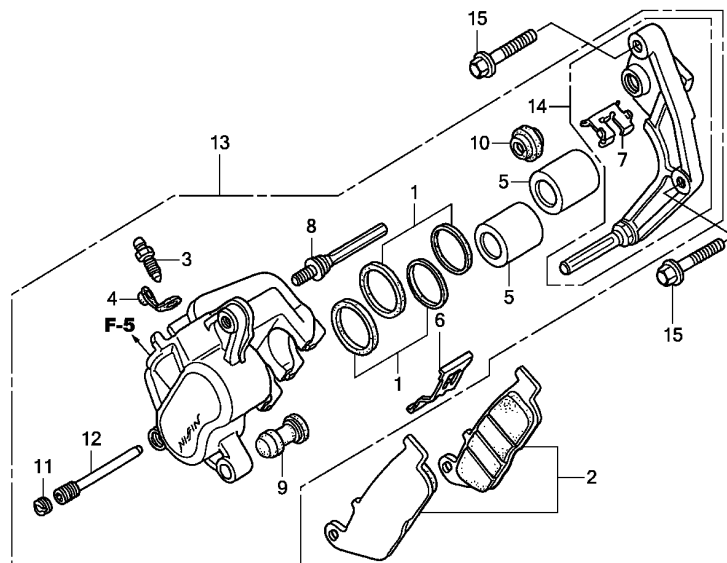
Ref. No.	L.O.N.	(Relative ref. Number) Description	F.R.T.
1	5111C3	FORK ASSY., FRONT :RIGHT .....	0.5
2	5111C5	SPRING, FRONT FORK :LEFT .....	0.7
	5111C6	SPRING, FRONT FORK :RIGHT .....	0.7
	5111C7	SPRING, FRONT FORK :BOTH .....	1.1
5	5111G2	PIPE, FRONT FORK :LEFT .....	0.9
	5111G3	PIPE, FRONT FORK :RIGHT .....	0.9
	5111G4	PIPE, FRONT FORK :BOTH .....	1.5
10	5111D2	CASE, BOTTOM :RIGHT .....	0.9
16		(8,9)	
	5111E7	SEAL SET, FRONT FORK :LEFT ...	0.8
	5111E8	SEAL SET, FRONT FORK :RIGHT ..	0.8
	5111E9	SEAL SET, FRONT FORK :BOTH ...	1.3
17	5111C2	FORK ASSY., FRONT :LEFT .....	0.5
	5111C4	FORK ASSY., FRONT :BOTH .....	0.7
18	5111D1	CASE, BOTTOM :LEFT .....	0.9
	5111D3	CASE, BOTTOM :BOTH .....	1.5

Ref. No.	Part No.	Description	Reqd. QTY		Serial No.	Parts catalogue code
			CBR 250R	CBR 250RA		
1	51400-KYJ-921	FORK ASSY., R. FR. ....	1	1	----- 2U,3U,U	
	51400-KYJ-901	.....	1	1	----- IN,KO,MA	
2	51401-KYJ-901	SPRING, FR. FORK .....	2	2		
3	51402-KYJ-901	COLLAR, SPRING .....	2	2		
4	51403-ME4-003	SEAT, SPRING .....	2	2		
5	51410-KYJ-901	PIPE COMP., FR. FORK .....	2	2		
6	51411-MG1-003	SPRING, FR. FORK REBOUND ....	2	2		
7	51412-461-003	RING, BACK UP .....	2	2		
8	51414-KFB-901	BUSH, GUIDE .....	2	2		
9	51415-KFB-901	BUSH, SLIDER .....	2	2		
10	51420-KYJ-921	CASE, R. BOTTOM .....	1	1	----- 2U,3U,U	
	51420-KYJ-901	.....	1	1	----- IN,KO,MA	
11	51432-KAZ-003	PIECE, OIL LOCK .....	2	2		
12	51437-ML7-691	RING, PISTON .....	2	2		
13	51440-KYJ-901	PIPE, SEAT .....	2	2		
14	51447-KR6-003	RING, OIL SEAL STOPPER .....	2	2		
15	51450-KAS-901	BOLT COMP., FR. FORK .....	2	2		
16	51490-KWL-003	SEAL SET, FR. FORK .....	2	2		
17	51500-KYJ-921	FORK ASSY., L. FR. ....	1	1	----- 2U,3U,U	
	51500-KYJ-901	.....	1	1	----- IN,KO,MA	
18	51520-KYJ-921	CASE COMP., L. BOTTOM .....	1	1	----- 2U,3U,U	
	51520-KYJ-901	CASE, L. BOTTOM .....	1	1	----- IN,KO,MA	
19	90109-MR7-000	BOLT, FLANGE, 8X45 .....	1	1		
20	90116-KV3-701	BOLT, SOCKET, 8MM .....	2	2		
21	90544-283-000	WASHER, SPECIAL, 8MM .....	2	2		



Ref. No.	Part No.	Description	Reqd. QTY		Serial No.	Parts catalogue code
			CBR 250R	CBR 250RA		

22	90602-ME7-003	RING, STOPPER .....	2	2		
23	91254-KAZ-003	SEAL, DUST .....	2	2		
24	91357-ME4-003	O-RING, 27.7X3.5 .....	2	2		



FR. →  
KYJ8F1200

Ref. No.	L.O.N.	(Relative ref. Number) Description	F.R.T.
2	711115	SHOE(PAD) SET, BRAKE :FRONT .. (1)	0.1
5	7111D1	PISTON, FRONT BRAKE CALIPER .. .INCLUDES: Bleed brakes .NOTE: Same time for two units	0.5
13	711130	CALIPER, FRONT BRAKE .. .INCLUDES: Bleed brakes	0.4
14	7111G0	BRACKET, FRONT CALIPER ..	0.2

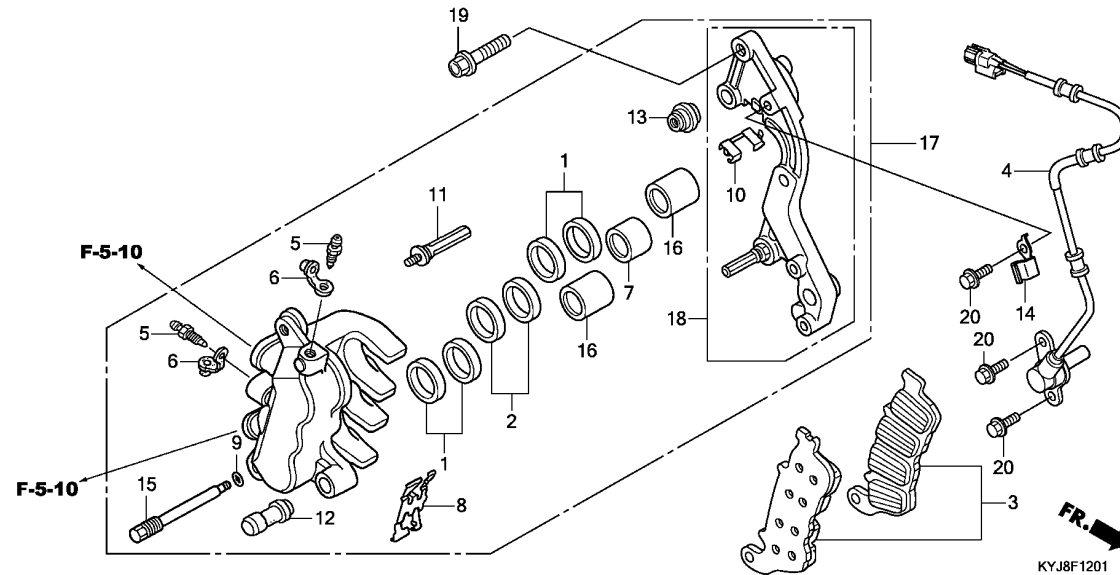
3

Ref. No.	Part No.	Description	Reqd. QTY		Serial No.	Parts catalogue code
			CBR 250R B	CBR 250RA B		
1	06451-GE2-405	SEAL SET, PISTON .....	2	-		
2	06455-KYJ-901	PAD SET .....	1	-		
3	43352-568-003	SCREW, BLEEDER(NISSIN) .....	1	-		
4	43353-461-771	CAP, BLEEDER .....	1	-		
5	45107-MN5-006	PISTON .....	2	-		
6	45108-ML7-922	SPRING, PAD(NISSIN) .....	1	-		
7	45112-ML7-921	RETAINER .....	1	-		
8	45131-ML7-921	BOLT A, PIN .....	1	-		
9	45132-166-016	BOOT, PIN BUSH(NISSIN) .....	1	-		
10	45133-MA3-006	BOOT B .....	1	-		
11	45203-MG3-016	PLUG, PIN .....	1	-		
12	45215-ML7-922	PIN, HANGER .....	1	-		
13	45250-KYJ-901	CALIPER SUB ASSY., R. FR. ...	1	-		
14	45290-KFK-006	BRACKET SUB ASSY., R. FR. ...	1	-		
15	90131-KBV-003	BOLT, FLANGE, 8X32 .....	2	-		

# F-12-1

# FRONT BRAKE CALIPER(CBR250RA)

**H 1**



Ref. No.	L.O.N.	(Relative ref. Number) Description	F.R.T.
3	711115	SHOE(PAD) SET, BRAKE :FRONT ..	0.1
4	617196	SENSOR, WHEEL SPEED :FRONT ...	0.7
7	7111D1	PISTON, FRONT BRAKE CALIPER ..	0.9
		.INCLUDES: Bleed brakes .NOTE: Same time for two units or more	
17	711130	CALIPER, FRONT BRAKE .....	0.7
		.INCLUDES: Bleed brakes	
18	7111G0	BRACKET, FRONT CALIPER .....	0.2

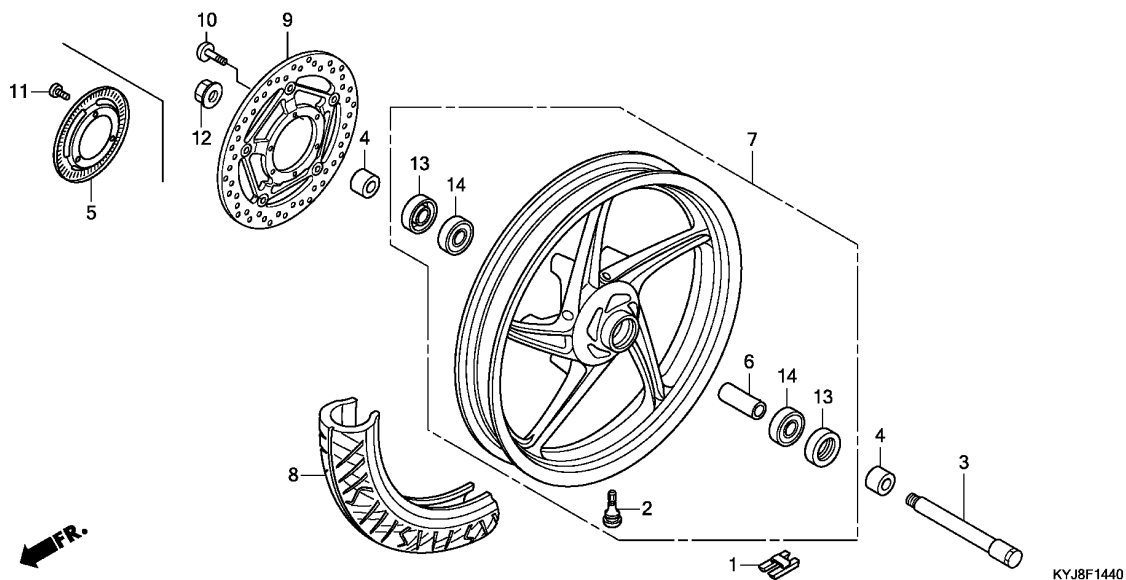
Ref. No.	Part No.	Description	Reqd. QTY		Serial No.	Parts catalogue code
			CBR 250R	CBR 250RA		
			B	B		
1	06431-MA3-405	SEAL SET, PISTON .....	-	2		
2	06451-MZ2-405	SEAL SET, PISTON .....	-	1		
3	06455-KYJ-911	PAD SET, FR. ....	-	1		
4	38520-KYJ-911	SENSOR, FR. WHEEL SPEED .....	-	1		
5	43352-568-003	SCREW, BLEEDER(NISSIN) .....	-	2		
6	43353-461-771	CAP, BLEEDER .....	-	2		
7	45107-MAJ-G41	PISTON A, 22X27 .....	-	1		
8	45108-MBT-D52	SPRING, PAD .....	-	1		
9	45111-MAJ-G41	RING, STOPPER .....	-	1		
10	45112-MZ2-006	RETAINER, BRACKET .....	-	1		
11	45131-ML7-921	BOLT A, PIN .....	-	1		
12	45132-166-016	BOOT, PIN BUSH(NISSIN) .....	-	1		
13	45133-MA3-006	BOOT B .....	-	1		
14	45161-MCW-D10	CLAMPER, SPEED SENSOR CORD ..	-	1		
15	45215-MBT-D51	PIN, HANGER .....	-	1		
16	45218-MAJ-G41	PISTON B, 27X35 .....	-	2		
17	45250-KYJ-911	CALIPER SUB ASSY., R. FR. ....	-	1		
18	45290-MER-R81	BRACKET SUB ASSY., R. FR. ....	-	1		
19	90131-KBV-003	BOLT, FLANGE, 8X32 .....	-	2		
20	96001-06010-07	BOLT, FLANGE, 6X10 .....	-	3		

**3**

# F-14-40

# FRONT WHEEL

**H 2**



Ref. No.	L.O.N.	(Relative ref. Number) Description	F.R.T.
1	7101A6	WEIGHT, BALANCE :FRONT .....	0.6
3	710151	AXLE, FRONT WHEEL .....	0.3
5	7101B0	RING, PULSER :FRONT .....	0.4
7	7101D4	FRONT WHEEL .....	1.0
8	710139	FRONT TIRE(ONE) .....	0.9
9	711120	DISC, FRONT BRAKE .....	0.4
14	710115	BEARING, FRONT WHEEL(ONE) ....	0.5
	710115G	.Replace 1 bearing add .....	0.1

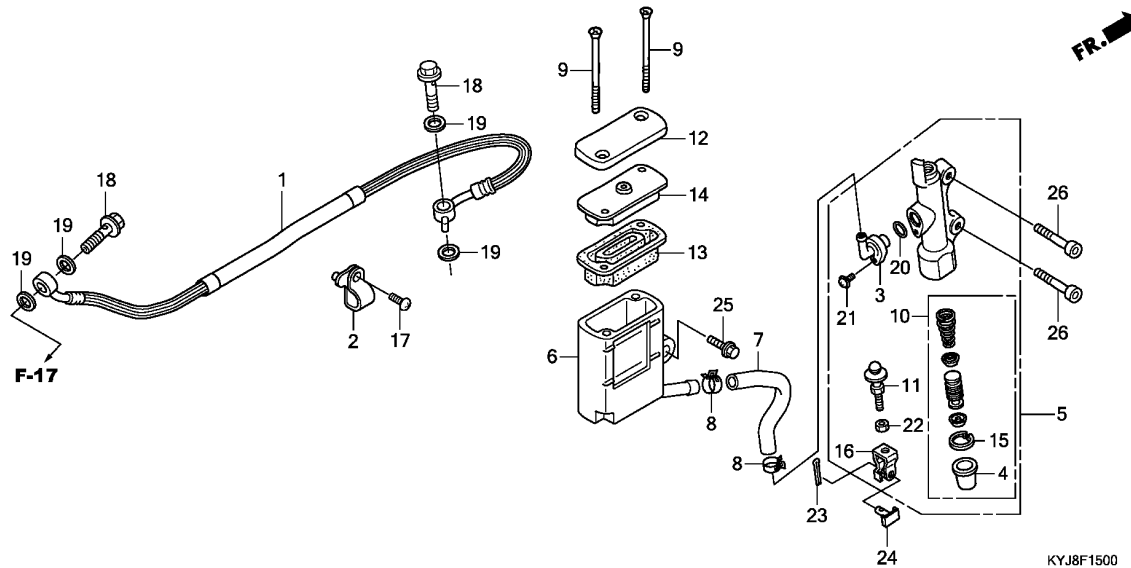
Ref. No.	Part No.	Description	Reqd. QTY		Serial No.	Parts catalogue code
			CBR 250R B	CBR 250RA B		
1	42704-MER-D00	WEIGHT, BALANCE(10G) .....	N	N		
	42705-MER-D00	WEIGHT, BALANCE(20G) .....	N	N		
	42706-MER-D00	WEIGHT, BALANCE(30G) .....	N	N		
2	42753-GM9-743	VALVE, RIM(IRC) .....	1	1		
	42753-KWF-901	VALVE, RIM(TRITON) .....	1	1		
3	44301-KYJ-900	AXLE, FR. WHEEL .....	1	1		
4	44311-KYJ-900	COLLAR, FR. WHEEL .....	2	2		
5	44515-MEJ-D01	RING, FR. PULSER .....	-	1		
6	44620-KYJ-900	COLLAR, FR. AXLE DISTANCE ...	1	1		
7	44650-KYJ-900ZA	WHEEL SUB ASSY., FR. *NH146M*	1	-		
	44650-KYJ-910ZA	*NH146M* ACCURATE SILVER METALLIC	-	1		
8	44711-KYJ-901	TIRE, FR.(IRC) (110/70-17M/C 54S)	1	1		
9	45120-KYJ-901	DISK COMP., FR. BRAKE .....	1	1		
10	90106-KGH-600	BOLT, BRAKE DISK, 6X17 .....	6	6		
11	90131-KPB-751	BOLT, TORX, 5X10 .....	-	3		
12	90306-KGH-901	NUT, U, 12MM .....	1	1		
13	91252-MC7-003	DUST SEAL, 22X42X7(ARAI) ....	2	2		
14	96150-63020-10	BEARING, RADIAL BALL, 6302UU	2	2		

**3**

**F-15**

**REAR BRAKE MASTER CYLINDER(CBR250R)**

**H 3**

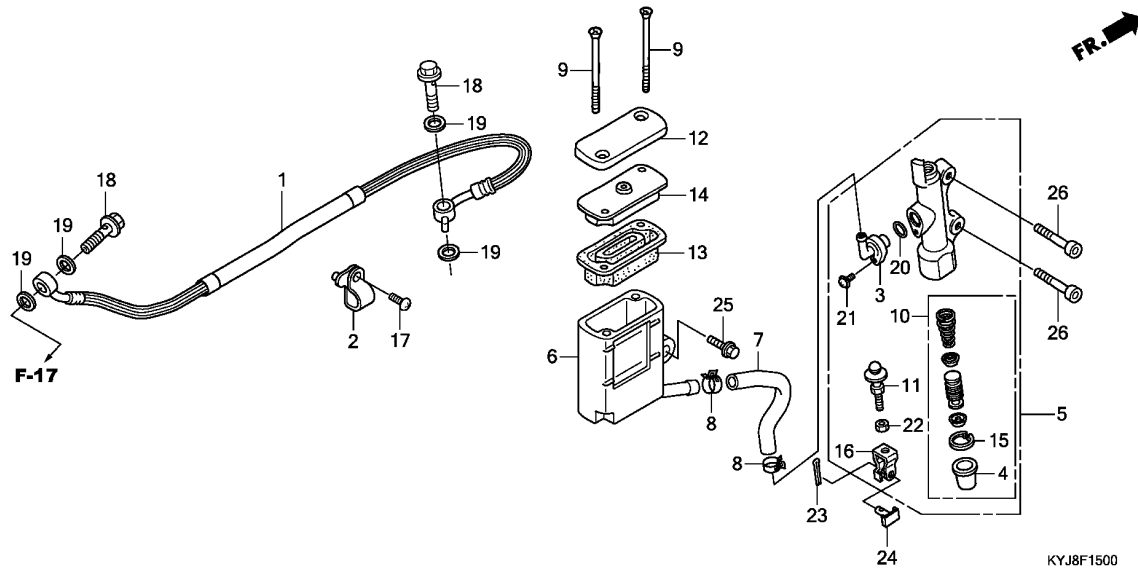


Ref. No.	L.O.N.	(Relative ref. Number) Description	F.R.T.
1	712130	HOSE, REAR BRAKE ..... .INCLUDES: Bleed brakes	0.5
5	712125	CYLINDER, REAR BRAKE MASTER .. .INCLUDES: Bleed brakes	0.5
6	7121F6	CUP, REAR MASTER CYLINDER OIL .INCLUDES: Bleed brakes	0.2
7	7121C2	HOSE, REAR MASTER CYLINDER OIL CUP ..... .INCLUDES: Bleed brakes	0.3
10	7121H0	PISTON SET, REAR BRAKE MASTER .INCLUDES: Bleed brakes	0.5
13	7121G7	DIAPHRAGM, REAR BRAKE MASTER CYLINDER .....	0.1

Ref. No.	Part No.	Description	Reqd. QTY		Serial No.	Parts catalogue code
			CBR 250R B	CBR 250RA B		
1	43310-KYJ-901	HOSE COMP., RR. BRAKE .....	1	-		
2	43468-KFB-000	GUIDE, BRAKE HOSE .....	1	-		
3	43503-MR7-006	CONNECTOR .....	1	-		
4	43504-MB2-006	BOOT COMP. ....	1	-		
5	43510-KYJ-901	CYLINDER SUB ASSY., RR. BRAKE MASTER	1	-		
6	43511-KYJ-901	CUP, MASTER CYLINDER OIL .....	1	-		
7	43512-KYJ-901	HOSE, RR. MASTER CYLINDER ...	1	-		
8	43514-KS6-701	CLAMP, MASTER CYLINDER OIL HOSE	2	-		
9	43516-KYJ-901	SCREW, FLAT, 4X60 .....	2	-		
10	43520-MB2-315	PISTON SET, MASTER CYLINDER (NISSIN)	1	-		
11	43530-KV3-701	ROD COMP., PUSH .....	1	-		
12	45513-KWN-671	CAP, MASTER CYLINDER .....	1	-		
13	45520-GW0-911	DIAPHRAGM .....	1	-		
14	45521-GW0-911	PLATE, DIAPHRAGM .....	1	-		
15	46182-MEL-D21	CIRCLIP .....	1	-		
16	46504-MAL-601	JOINT, BRAKE ROD .....	1	-		
17	90104-KPP-900	SCREW, PAN, 5X12 .....	1	-		
18	90145-MS9-612	BOLT, OIL, 10X22 .....	2	-		
19	90545-300-000	WASHER, OIL BOLT .....	4	-		
20	91212-422-006	O-RING, 14.8X2.4 .....	1	-		
21	93893-04012-17	SCREW-WASHER, 4X12 .....	1	-		
22	94002-08000-0S	NUT, HEX., 8MM .....	1	-		

**3**





Ref. No.	Part No.	Description	Reqd. QTY		Serial No.	Parts catalogue code
			CBR 250R B	CBR 250RA B		

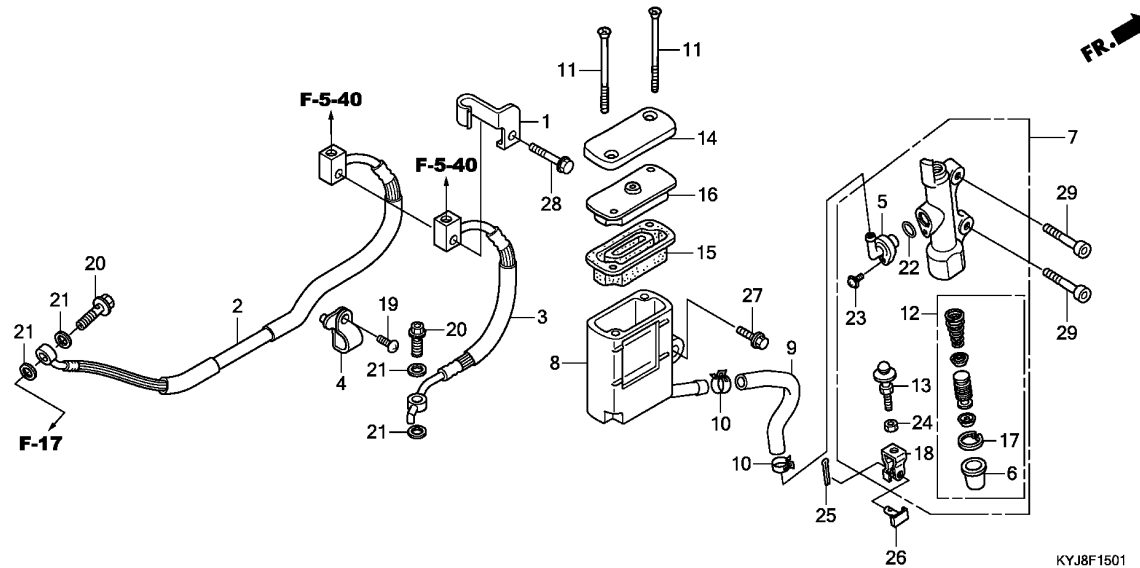
23	94201-20150	PIN, SPLIT, 2.0X15 .....	1	-		
24	95015-54000	PIN D, JOINT .....	1	-		
25	96001-06014-07	BOLT, FLANGE, 6X14 .....	1	-		
26	96600-06020-00	BOLT, SOCKET, 6X20 .....	2	-		

3

# F-15-1

# REAR BRAKE MASTER CYLINDER(CBR250RA)

**H 5**



Ref. No.	L.O.N.	(Relative ref. Number) Description	F.R.T.
2	712180	HOSE A, REAR BRAKE ..... .INCLUDES: Bleed brakes	2.4
3	7121B0	HOSE B, REAR BRAKE ..... .INCLUDES: Bleed brakes	2.1
7	712125	CYLINDER, REAR BRAKE MASTER .. .INCLUDES: Bleed brakes	0.6
8	7121F6	CUP, REAR MASTER CYLINDER OIL .INCLUDES: Bleed brakes	0.3
9	7121C2	HOSE, REAR MASTER CYLINDER OIL CUP ..... .INCLUDES: Bleed brakes	0.4
12	7121H0	PISTON SET, REAR BRAKE MASTER .INCLUDES: Bleed brakes	0.6
15	7121G7	DIAPHRAGM, REAR BRAKE MASTER CYLINDER .....	0.1

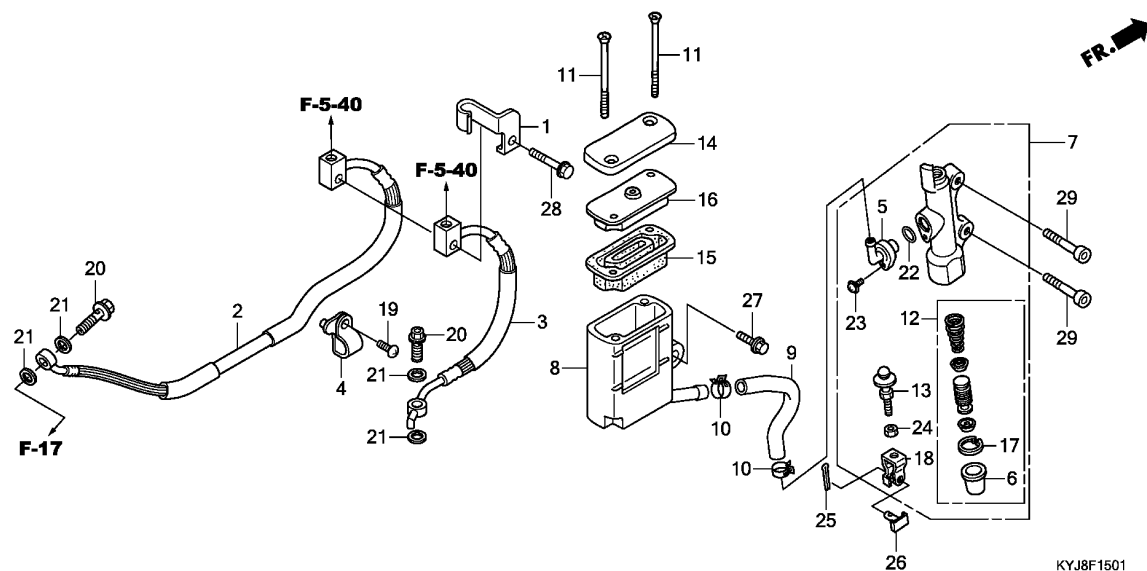
Ref. No.	Part No.	Description	Reqd. QTY		Serial No.	Parts catalogue code
			CBR 250R	CBR 250RA		
1	38516-KYJ-910	CLAMPER, SPEED SENSOR CORD ..	-	1		
2	43310-KYJ-911	HOSE COMP. A, RR. BRAKE .....	-	1		
3	43314-KYJ-911	HOSE COMP. B, RR. BRAKE .....	-	1		
4	43468-KFK-630	GUIDE, RR. BRAKE HOSE .....	-	1		
5	43503-MR7-006	CONNECTOR .....	-	1		
6	43504-MB2-006	BOOT COMP. ....	-	1		
7	43510-KYJ-901	CYLINDER SUB ASSY., RR. BRAKE MASTER	-	1		
8	43511-KYJ-901	CUP, MASTER CYLINDER OIL .....	-	1		
9	43512-KYJ-901	HOSE, RR. MASTER CYLINDER .....	-	1		
10	43514-KS6-701	CLAMP, MASTER CYLINDER OIL HOSE	-	2		
11	43516-KYJ-901	SCREW, FLAT, 4X60 .....	-	2		
12	43520-MB2-315	PISTON SET, MASTER CYLINDER (NISSIN)	-	1		
13	43530-KV3-701	ROD COMP., PUSH .....	-	1		
14	45513-KWN-671	CAP, MASTER CYLINDER .....	-	1		
15	45520-GW0-911	DIAPHRAGM .....	-	1		
16	45521-GW0-911	PLATE, DIAPHRAGM .....	-	1		
17	46182-MEL-D21	CIRCLIP .....	-	1		
18	46504-MAL-601	JOINT, BRAKE ROD .....	-	1		
19	90104-KPP-900	SCREW, PAN, 5X12 .....	-	1		
20	90145-MS9-612	BOLT, OIL, 10X22 .....	-	2		
21	90545-300-000	WASHER, OIL BOLT .....	-	4		
22	91212-422-006	O-RING, 14.8X2.4 .....	-	1		

**3**

**F-15-1**

**REAR BRAKE MASTER CYLINDER(CBR250RA)**

**H 6**



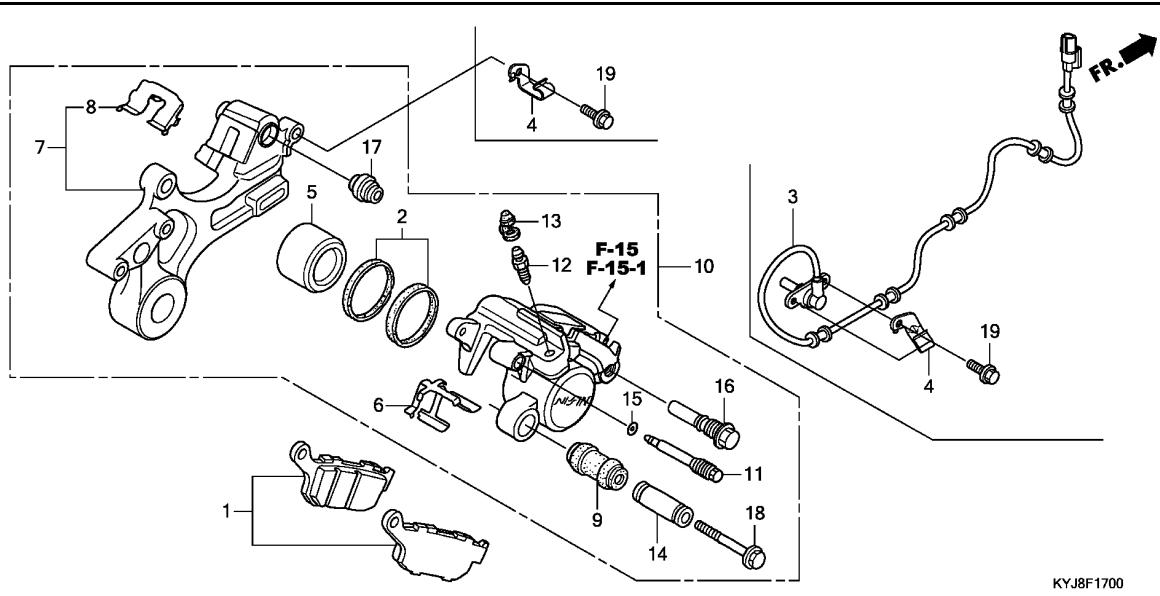
KYJ8F1501

Ref. No.	Part No.	Description	Reqd. QTY		Serial No.	Parts catalogue code
			CBR 250R	CBR 250RA		
23	93893-04012-17	SCREW-WASHER, 4X12 .....	-	1		
24	94002-08000-0S	NUT, HEX., 8MM .....	-	1		
25	94201-20150	PIN, SPLIT, 2.0X15 .....	-	1		
26	95015-54000	PIN D, JOINT .....	-	1		
27	96001-06014-07	BOLT, FLANGE, 6X14 .....	-	1		
28	96001-06030-07	BOLT, FLANGE, 6X30 .....	-	1		
29	96600-06020-00	BOLT, SOCKET, 6X20 .....	-	2		

**3**

# F-17

# REAR BRAKE CALIPER



KYJ8F1700

Ref. No.	L.O.N.	(Relative ref. Number) Description	F.R.T.
1	711140	SHOE(PAD) SET, BRAKE :REAR ...	0.1
3	617197	SENSOR, WHEEL SPEED :REAR ...	0.9
5	7111D5	PISTON, REAR BRAKE CALIPER ...	0.4
		.INCLUDES: Bleed brakes	
	7111D5A	.ABS add .....	0.1
7	7111C1	BRACKET, REAR CALIPER .....	0.5
10	711155	CALIPER, REAR BRAKE .....	0.7
		.INCLUDES: Bleed brakes	
	711155A	.ABS add .....	0.1

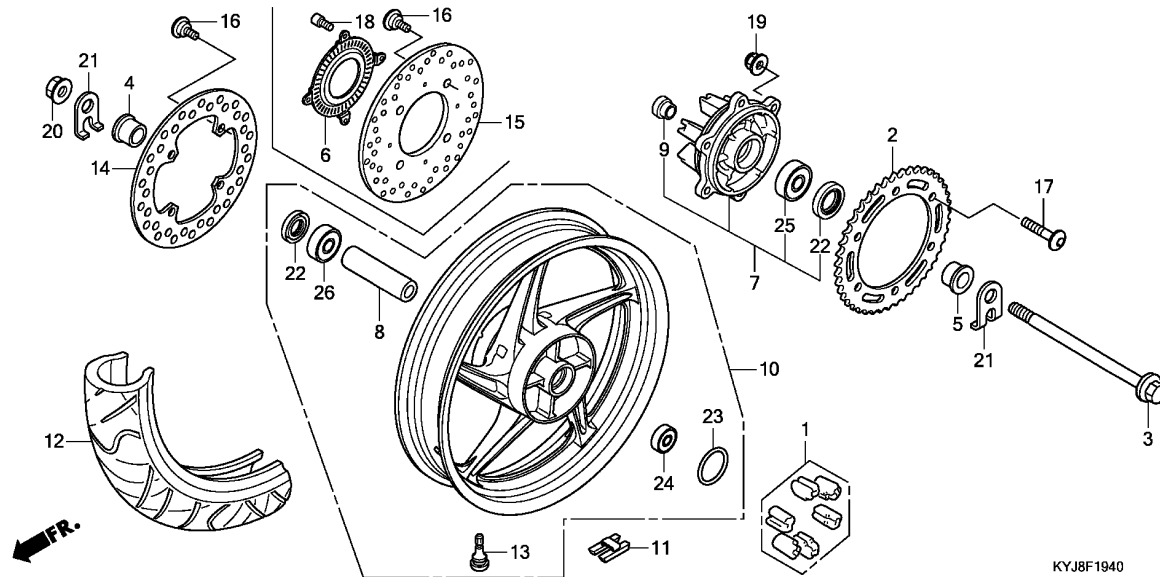
Ref. No.	Part No.	Description	Reqd. QTY		Serial No.	Parts catalogue code
			CBR 250R B	CBR 250RA B		
1	06435-KYJ-901	PAD SET, RR. ....	1	1		
2	06451-443-405	SEAL SET, PISTON .....	1	1		
3	38510-KYJ-911	SENSOR, RR. WHEEL SPEED .....	-	1		
4	38517-KYJ-910	CLAMPER, SPEED SENSOR CORD ..	-	2		
5	43107-KT7-761	PISTON .....	1	1		
6	43108-MBB-006	SPRING, PAD .....	1	1		
7	43110-KYJ-901	BRACKET COMP., RR. ....	1	-		
	43110-KFK-631	.....	-	1		
8	43112-KT7-761	RETAINER .....	1	1		
9	43132-KT7-761	BOOT, SLEEVE .....	1	1		
10	43150-KYJ-901	CALIPER SUB ASSY., RR. ....	1	-		
	43150-KYJ-911	.....	-	1		
11	43215-KZ4-J41	PIN, HANGER .....	1	1		
12	43352-568-003	SCREW, BLEEDER(NISSIN) .....	1	1		
13	43353-461-771	CAP, BLEEDER .....	1	1		
14	45111-MA3-006	SLEEVE .....	1	1		
15	45111-MAJ-641	RING, STOPPER .....	1	1		
16	45131-MN9-006	BOLT, PIN .....	1	1		
17	45133-MA3-006	BOOT B .....	1	1		
18	90180-MN8-006	BOLT, FLANGE, 8X49 .....	1	1		
19	96001-06010-07	BOLT, FLANGE, 6X10 .....	-	3		



# F-19-40

# REAR WHEEL

H 8



Ref. No.	L.O.N.	(Relative ref. Number) Description	F.R.T.
1	710157	DAMPER, REAR WHEEL .....	0.4
2	7101A0	SPROCKET, FINAL DRIVEN .....	0.5
3	710160	AXLE, REAR WHEEL .....	0.4
6	7101B1	RING, PULSER :REAR .....	0.5
7	7101A5	FLANGE ASSY., FINAL DRIVEN ...	0.5
10	710118	REAR WHEEL .....	1.1
		.INCLUDES: Balance	
11	7101E1	WEIGHT, BALANCE :REAR .....	0.7
12	710142	REAR TIRE(ONE) .....	1.0
		.INCLUDES: Balance	
14	711145	DISC, REAR BRAKE .....	0.5
24	710133	BEARING, REAR WHEEL(ONE) .....	0.6
	710133G	.Replace 1 bearing add .....	0.1
25	7101D1	BEARING, FINAL DRIVEN FLANGE ..	0.6

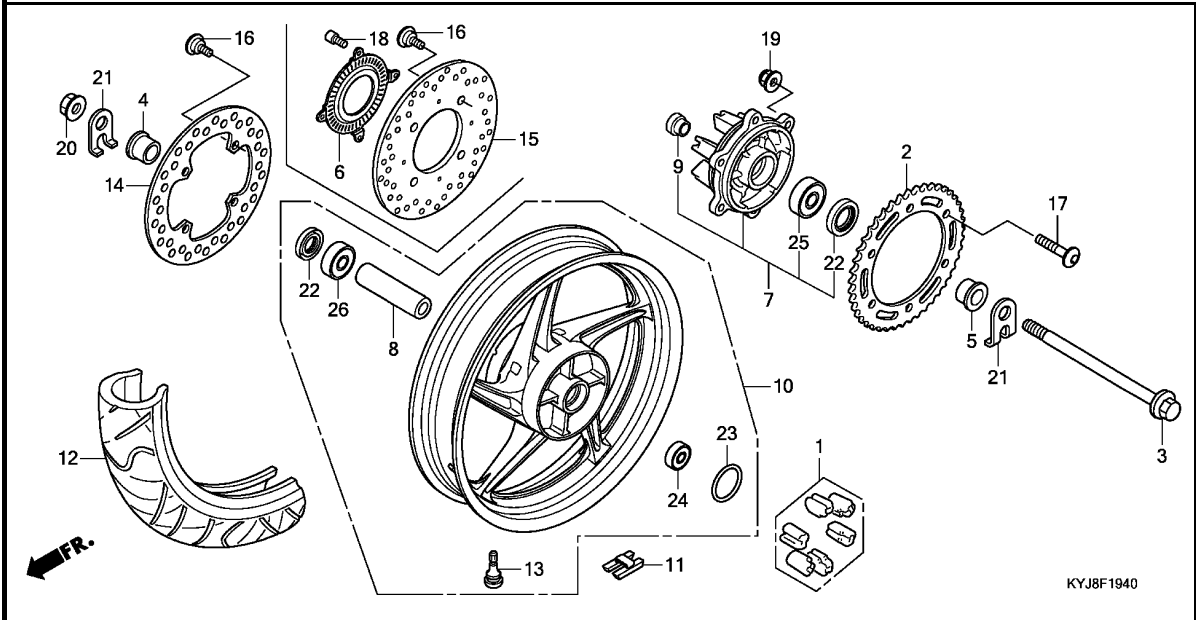
Ref. No.	Part No.	Description	Reqd. QTY		Serial No.	Parts catalogue code
			CBR 250R	CBR 250RA		
1	06410-KEA-750	DAMPER SET, WHEEL .....	1	1		
2	41201-KYJ-900	SPROCKET, FINAL DRIVEN(38T) ..	1	1		
3	42301-KYJ-900	AXLE, RR. WHEEL .....	1	1		
4	42312-KYJ-900	COLLAR, R. RR. WHEEL SIDE ...	1	1		
5	42313-KYJ-900	COLLAR, L. RR. WHEEL SIDE ...	1	1		
6	42515-KYJ-910	RING, PULSER .....	-	1		
7	42615-KYJ-900ZA	FLANGE SUB ASSY., RR. DRIVEN *NH146M*	1	1		
		ACCURATE SILVER METALLIC	1	1		
8	42620-KYJ-900	COLLAR, RR. WHEEL DISTANCE ..	1	1		
9	42625-MC4-000	COLLAR B, RR. AXLE DISTANCE ..	1	1		
10	42650-KYJ-900ZA	WHEEL SUB ASSY., RR. *NH146M*	1	1		
		ACCURATE SILVER METALLIC	1	1		
11	42704-MER-D00	WEIGHT, BALANCE(10G) .....	N	N		
	42705-MER-D00	WEIGHT, BALANCE(20G) .....	N	N		
	42706-MER-D00	WEIGHT, BALANCE(30G) .....	N	N		
12	42711-KYJ-901	TIRE, RR.(IRC) (140/70-17M/C 66S)	1	1		
13	42753-GM9-743	VALVE, RIM(IRC) .....	1	1		
	42753-KWF-901	VALVE, RIM(TRITON) .....	1	1		
14	43251-KYJ-901	DISK, RR. BRAKE .....	1	-		
15	43251-KYJ-911	DISK, RR. BRAKE .....	-	1		
16	90105-KGH-900	BOLT, BRAKE DISK, 8X24 .....	4	4		
17	90128-KYJ-900	BOLT, SPROCKET FIXING .....	6	6		
18	90131-KYJ-910	BOLT, HEX., 5X8 .....	-	4		

3

# F-19-40

# REAR WHEEL

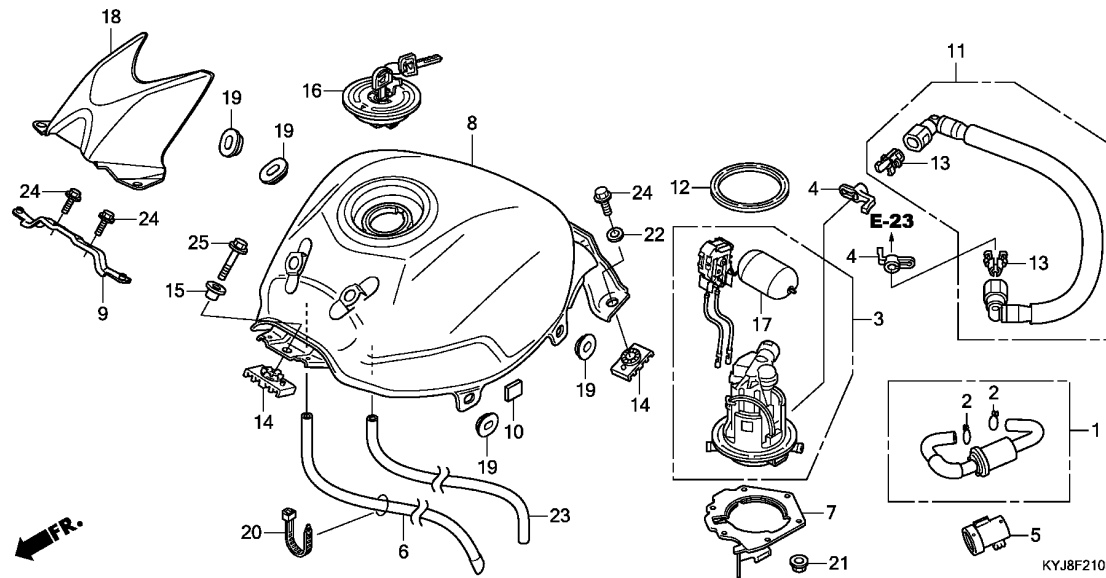
H 9



KYJ8F1940

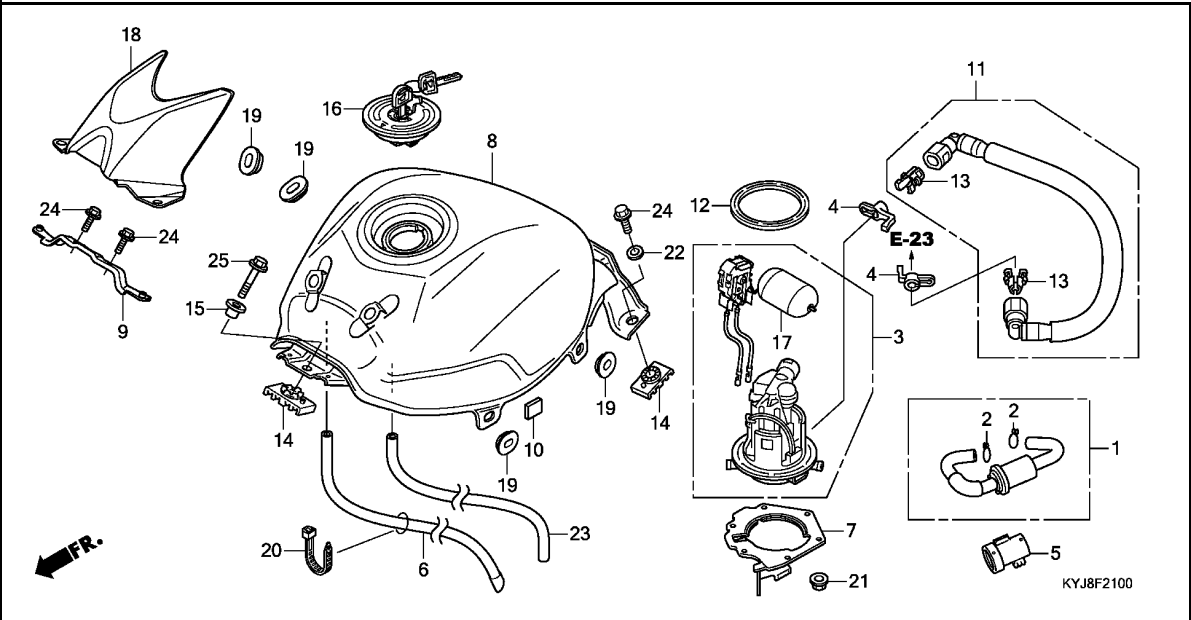
Ref. No.	Part No.	Description	Reqd. QTY		Serial No.	Parts catalogue code
			CBR 250R	CBR 250RA		
19	90304-KGH-901	NUT, U, 10MM .....	6	6		
20	90306-KCJ-951	NUT, U, 16MM .....	1	1		
21	90559-KYJ-900	WASHER, RR. SWINGARM .....	2	2		
22	91253-443-761	DUST SEAL, 30X47X8 (ARAI) .....	2	2		
	91253-443-762	DUST SEAL, 30X47X8 (NOK) .....	2	2		
23	91302-317-700	O-RING, 54X2 .....	1	1		
24	96150-62030-10	BEARING, RADIAL BALL, 6203UU	1	1		
25	96150-62040-10	BEARING, RADIAL BALL, 6204UU	1	1		
26	96150-63030-10	BEARING, RADIAL BALL, 6303UU	1	1		

3



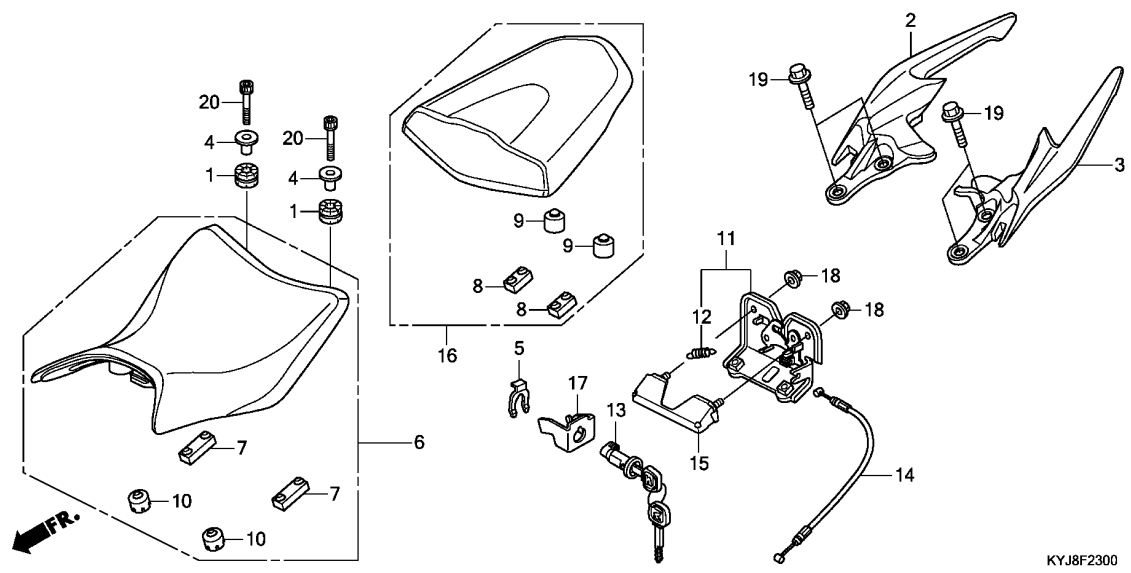
Ref. No.	L.O.N.	(Relative ref. Number) Description	F.R.T.
1	3101C7	FILTER, FUEL .....	0.8
3	310120	PUMP ASSY., FUEL .....	0.9
8	310100	TANK, FUEL .....	0.9
11	310162	HOSE, FUEL FEED .....	0.7
17	617105	FUEL TANK SENDING UNIT .....	1.0
18	413121	COVER, FUEL TANK TOP .....	0.4

Ref. No.	Part No.	Description	Reqd. QTY		Serial No.	Parts catalogue code
			CBR 250R	CBR 250RA		
1	06160-KYJ-900	FILTER KIT, FUEL .....	1	1		
2	15771-KV6-000	CLIP, OIL DRAIN TUBE .....	2	2		
3	16700-KYJ-901	PUMP ASSY., FUEL .....	1	1		
4	16718-KTW-900	DAMPER A, CONNECTOR .....	2	2		
5	16912-KYJ-900	HOLDER, FUEL FILTER .....	1	1		
6	17418-KYJ-960	TUBE, FUEL TANK BREATHER ....	1	1		
7	17507-KYJ-900	PLATE COMP., SETTING .....	1	1		
8	17520-KYJ-900ZB	TANK SET, FUEL(WL)				
	*TYPE2*	.....	1	-	-----	2U, IN
	*TYPE1*	.....	1	-	-----	3U
	*TYPE3 1*	.....	1	-	-----	IN, KO, MA
	*TYPE1 1*	.....	1	-	-----	IN, KO, MA, U
	*TYPE2 2*	.....	1	-	-----	KO, MA
	*TYPE2*	.....	-	1	-----	2U
	*TYPE2 2*	.....	-	1	-----	IN, KO, MA
	*TYPE3 1*	.....	-	1	-----	IN, MA
	*TYPE1 1*	.....	-	1	-----	IN, MA, U
	*TYPE4*	.....	-	1	-----	MA
9	17522-KPP-T00	STAY, TANK LID .....	1	1		
10	17525-KPP-T00	RUBBER, FUEL TANK .....	2	2		
11	17570-KYJ-901	HOSE COMP., FUEL FEED .....	1	1		
12	17572-KTR-941	GASKET, FUEL PUMP .....	1	1		
13	17577-KSS-B31	RETAINER(GRAY)(TOKAI) .....	2	2		
14	17613-KPP-T00	CUSHION, FUEL TANK .....	3	3		
15	17614-KPP-T00	COLLAR, FUEL TANK .....	1	1		
16	17620-MCB-611	CAP COMP., FUEL FILLER .....	1	1		



Ref. No.	Part No.	Description	Reqd. QTY		Serial No.	Parts catalogue code
			CBR B	CBR 250R 250RA B		
17	37800-KYJ-901	FUEL UNIT .....	1	1		
18	64450-KPP-T00ZA	COVER, FUEL TANK *NHA35M*				
		ASTEROID BLACK METALLIC	1	1	-----	2U,IN,KO,MA
	64450-KPP-T00ZE	*PB308P*...PEARL SPENCER BLUE	1	-	-----	3U
	64450-KPP-T00ZH	*NHA95M*SWORD SILVER METALLIC	1	-	-----	IN,KO,MA
	64450-KPP-T00ZG	*R4C*.....CANDY RUBY RED	1	-	-----	IN,KO,MA,U
	64450-KPP-T00ZH	*NHA95M*SWORD SILVER METALLIC	-	1	-----	IN,MA
	64450-KPP-T00ZG	*R4C*.....CANDY RUBY RED	-	1	-----	IN,MA,U
	64450-KPP-T00ZB	*NH196*.....ROSS WHITE	-	1	-----	MA
19	83551-300-000	GROMMET, AIR CLEANER CASE ...	6	6		
20	90651-KYJ-900	BAND, WIRE .....	1	1		
21	94050-06000	NUT, FLANGE, 6MM .....	6	6		
22	94103-06800	WASHER, PLAIN, 6MM .....	2	2		
23	95005-80770-20	TUBE, 8X770(95005-80001-20M)	1	1		
24	95701-06012-08	BOLT, FLANGE, 6X12 .....	4	4		
25	95701-08025-08	BOLT, FLANGE, 8X25 .....	1	1		

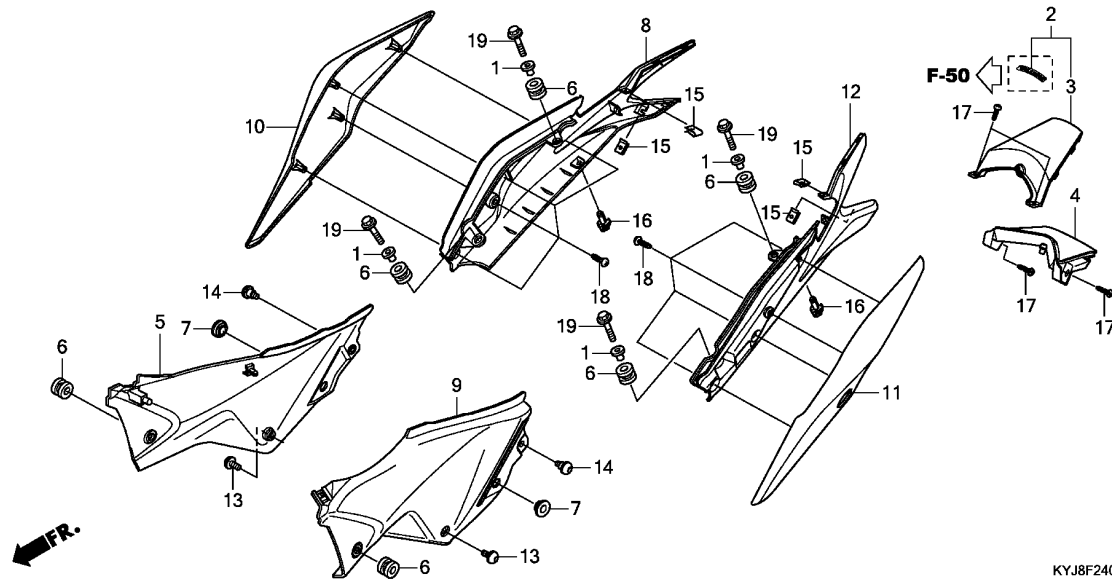




Ref. No.	L.O.N.	(Relative ref. Number) Description	F.R.T.
2	4131F4	RAIL, GRAB :RIGHT .....	0.1
3	4131F3	RAIL, GRAB :LEFT .....	0.1
	4131F5	RAIL, GRAB :BOTH .....	0.1
6	413150	SEAT .....	0.1
11	4131E8	CATCH, SEAT :REAR SIDE .....	0.2
13	4131F2	KEY, SEAT LOCK .....	0.3
14	811175	CABLE, SEAT LOCK .....	0.3

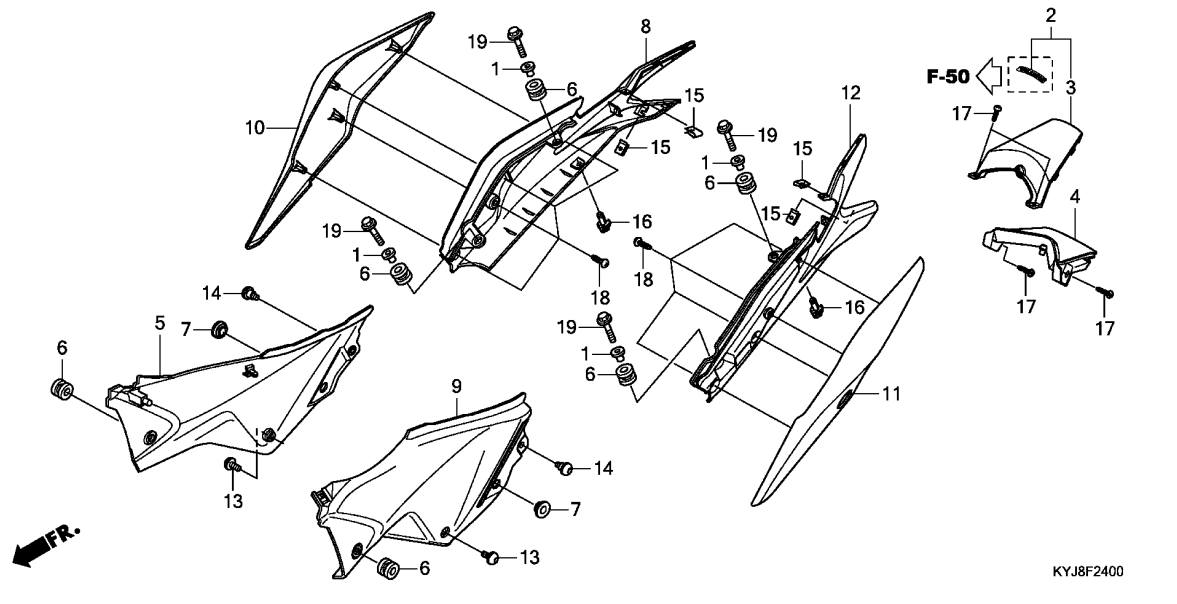
KYJ8F2300

Ref. No.	Part No.	Description	Reqd. QTY		Serial No.	Parts catalogue code
			CBR 250R	CBR 250RA		
1	33705-KW7-900	RUBBER A, TAILLIGHT MOUNTING	2	2		
2	50315-KPP-T00ZA	GRIP, R. RR. *NH303M* MAT AXIS GRAY METALLIC	1	1		
3	50325-KPP-T00ZA	GRIP, L. RR. *NH303M* MAT AXIS GRAY METALLIC	1	1		
4	61104-428-000	COLLAR, FR. FENDER .....	2	2		
5	75581-GN8-920	SPRING, LOCK KEY SETTING ....	1	1		
6	77100-KYJ-900	SEAT COMP., SINGLE .....	1	1		
7	77205-286-000	RUBBER B, SEAT SETTING .....	2	2		
8	77205-KPP-T00	RUBBER, SEAT SETTING .....	2	2		
9	77207-KYJ-900	RUBBER, SEAT CUSHION .....	2	2		
10	77206-KPP-T00	RUBBER, SEAT CUSHION .....	2	2		
11	77220-KYJ-900	LOCK COMP., SEAT .....	1	1		
12	77234-GN2-000	SPRING, SEAT LOCK .....	1	1		
13	77239-KVB-900	KEY, SEAT LOCK .....	1	1		
14	77240-KYJ-900	CABLE, SEAT LOCK .....	1	1		
15	77250-KYJ-900	COVER, SEAT LOCK .....	1	1		
16	77300-KYJ-900	SEAT COMP., PILLION .....	1	1		
17	77582-KPP-T00	STAY, SEAT LOCK CABLE .....	1	1		
18	94050-06080	NUT, FLANGE, 6MM .....	2	2		
19	95701-08020-00	BOLT, FLANGE, 8X20 .....	4	4		
20	96600-06025-08	BOLT, SOCKET, 6X25 .....	2	2		



Ref. No.	L.O.N.	(Relative ref. Number) Description	F.R.T.
2	(3)		
4	4111K7	COWL, REAR CENTER .....	0.4
4	4111Y0	COWL, REAR LOWER .....	0.3
5	4111H9	COVER, SIDE :RIGHT .....	0.4
8	4111X7	COWL, REAR :RIGHT .....	0.4
9	4111H8	COVER, SIDE :LEFT .....	0.4
	4111J0	COVER, SIDE :BOTH .....	0.7
10	4111J4	COWL, SEAT :RIGHT .....	0.3
11	4111J3	COWL, SEAT :LEFT .....	0.3
	4111M1	COWL, SEAT :BOTH .....	0.4
12	4111X6	COWL, REAR :LEFT .....	0.4
	4111X8	COWL, REAR :BOTH .....	0.5

Ref. No.	Part No.	Description	Reqd. QTY		Serial No.	Parts catalogue code
			CBR 250R	CBR 250RA B		
1	17232-KYJ-900	COLLAR, AIR CLEANER MOUNTING	4	4		
2	83450-KPP-T00ZA	COWL SET, RR. CENTER UPPER(WL) *TYPE1*	1	1		
3	83500-KPP-T00	COWL, RR. CENTER UPPER .....	1	1	----- MA	
4	83501-KPP-T00	COWL, RR. CENTER LOWER .....	1	1		
5	83510-KYJ-900	COVER, R. SIDE .....	1	1		
6	83545-KCJ-690	RUBBER, SIDE COVER .....	6	6		
7	83551-GE2-000	GROMMET, AIR CLEANER CASE ...	2	2		
8	83600-KPP-T00	COWL, R. RR. ....	1	1		
9	83610-KYJ-900	COVER, L. SIDE .....	1	1		
10	83670-KPP-T00ZA	COVER, R. RR. *NHA35M*				
		ASTEROID BLACK METALLIC	1	1	----- 2U	
	83670-KPP-T00ZD	*NH411M*FORCE SILVER METALLIC	1	1	----- IN,KO,MA,U	
	83620-KYJ-960ZA	COVER SET, R. RR.(WL) *NH196*.....ROSS WHITE	1	-	----- 3U	
	83670-KPP-T00ZC	COVER, R. RR. *NH196*.....ROSS WHITE	-	1	----- MA	
11	83680-KPP-T00ZA	COVER, L. RR. *NHA35M*				
		ASTEROID BLACK METALLIC	1	1	----- 2U	
	83680-KPP-T00ZD	*NH411M*FORCE SILVER METALLIC	1	1	----- IN,KO,MA,U	
	83630-KYJ-960ZA	COVER SET, L. RR.(WL) *NH196*.....ROSS WHITE	1	-	----- 3U	
	83680-KPP-T00ZC	COVER, L. RR. *NH196*.....ROSS WHITE	-	1	----- MA	
12	83700-KPP-T00	COWL, L. RR. ....	1	1		

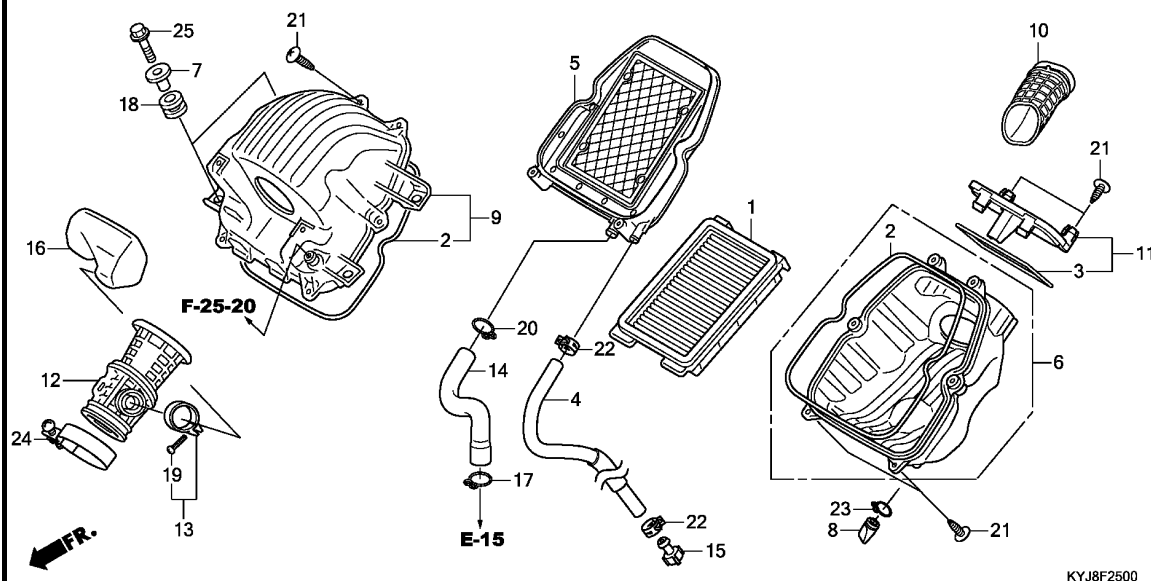


Ref. No.	Part No.	Description	Reqd. QTY		Serial No.	Parts catalogue code
			CBR 250R B	CBR 250RA B		
13	90132-KPP-T00	SCREW, PAN, 6X10 .....	2	2		
14	90133-KPP-T00	SCREW, PAN, 6X14 .....	2	2		
15	90344-KTE-910	NUT, CLIP, 4MM .....	4	4		
16	90683-GAZ-003	CLIP, TRIM .....	2	2		
17	93903-24380	SCREW, TAPPING, 4X12 .....	4	4		
18	93903-25280	SCREW, TAPPING, 5X12 .....	8	8		
19	95701-06020-08	BOLT, FLANGE, 6X20 .....	4	4		

# F-25

# AIR CLEANER

**H15**



Ref. No.	L.O.N.	(Relative ref. Number) Description	F.R.T.
1	312105	ELEMENT, AIR CLEANER .....	0.2
6	(5,10)		
6	3121A5	CASE, AIR CLEANER .....	1.2
9	312102	COVER, AIR CLEANER CASE .....	1.3
12	3121B6	TUBE, AIR CLEANER CONNECTING ..	1.3
16	3121C1	RESONATOR .....	1.0

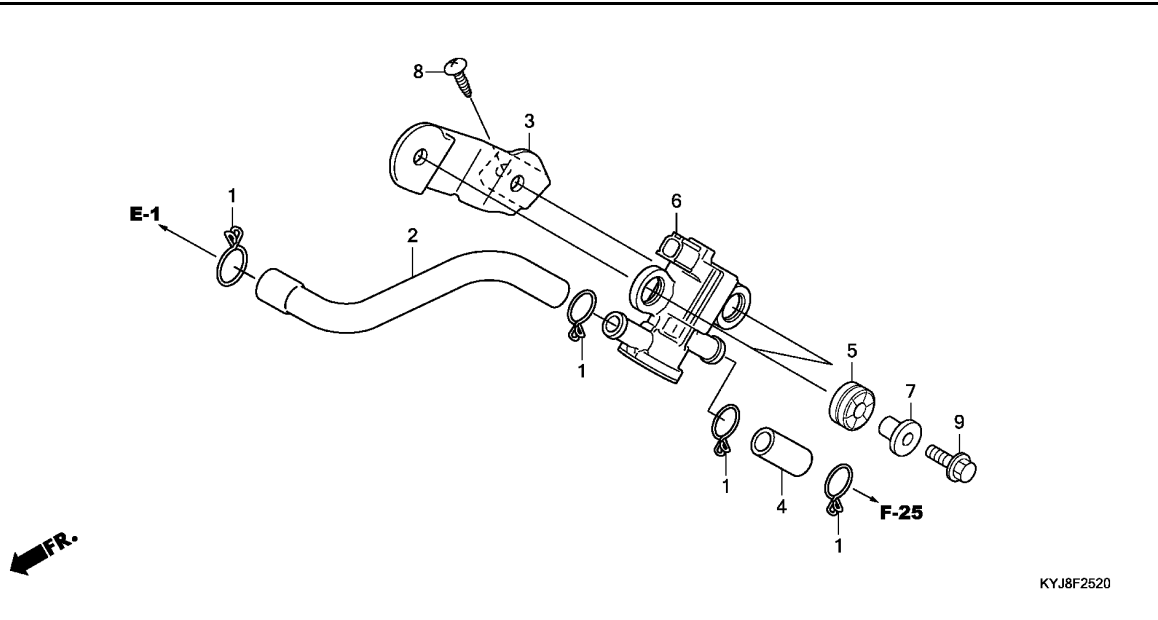
Ref. No.	Part No.	Description	Reqd. QTY		Serial No.	Parts catalogue code
			CBR 250R	CBR 250RA		
1	17211-KYJ-900	ELEMENT COMP., AIR CLEANER ..	1	1		
2	17213-KYJ-900	SEAL, AIR CLEANER .....	2	2		
3	17214-KYJ-900	SEAL, LID .....	1	1		
4	17215-KYJ-900	TUBE, AIR CLEANER DRAIN .....	1	1		
5	17220-KYJ-900	HOLDER COMP., ELEMENT .....	1	1		
6	17225-KYJ-900	CASE SUB ASSY., AIR CLEANER ..	1	1		
7	17232-KYJ-900	COLLAR, AIR CLEANER MOUNTING	4	4		
8	17234-KCW-871	TUBE, AIR CLEANER DRAIN .....	1	1		
9	17235-KYJ-900	COVER SUB ASSY., AIR CLEANER	1	1		
10	17240-KYJ-900	DUCT, INLET .....	1	1		
11	17245-KYJ-900	LID SUB ASSY., AIR CLEANER ..	1	1		
12	17253-KYJ-900	TUBE, AIR CLEANER CONNECTING	1	1		
13	17255-MCG-000	BAND, RESONATOR(28) .....	1	1		
14	17265-KYJ-900	TUBE, BREATHER .....	1	1		
15	17370-419-700	PLUG, BREATHER TUBE .....	1	1		
16	17410-KYJ-900	RESONATOR .....	1	1		
17	17724-102-700	CLIP, SUB TANK HOSE .....	1	1		
18	83545-KCJ-690	RUBBER, SIDE COVER .....	4	4		
19	90227-GHR-E00	SCREW, PAN, 5X25 .....	1	1		
20	90646-657-000	CLIP, AIR HOSE, 16MM .....	1	1		
21	93903-25480	SCREW, TAPPING, 5X20 .....	10	10		
22	95002-41200-00	CLAMP, TUBE(D12) .....	2	2		
23	95002-80000	CLIP, TUBE(C12) .....	1	1		
24	95018-56250	BAND, AIR CLEANER CONNECTING				
		TUBE(56)	1	1		
25	95701-06020-08	BOLT, FLANGE, 6X20 .....	4	4		

**3**

**F-25-20**

**AIR INJECTION SOLENOID VALVE**

**H16**



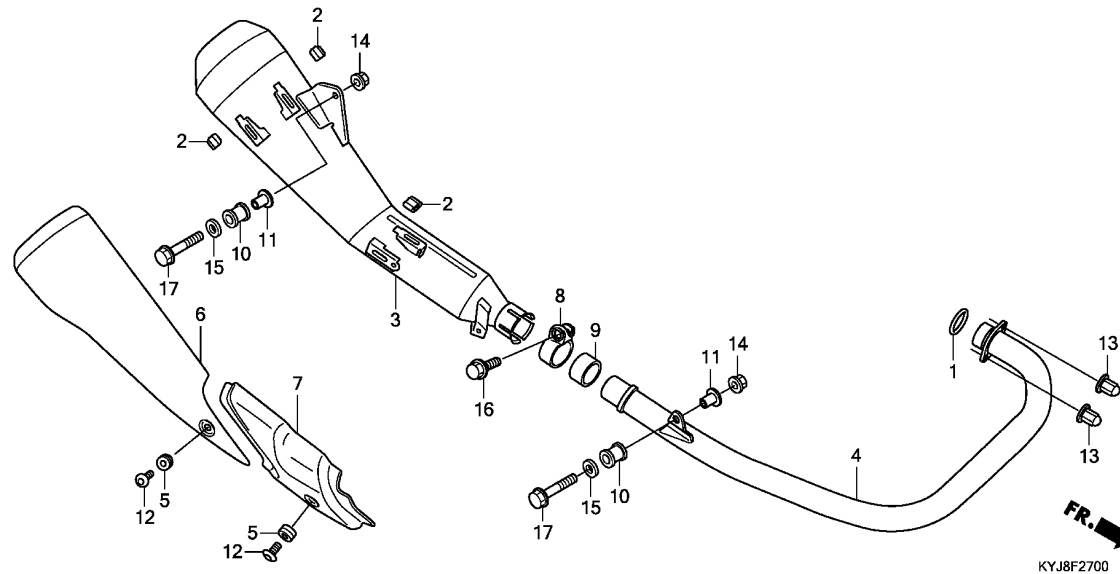
Ref. No.	L.O.N.	(Relative ref. Number) Description	F.R.T.
----------	--------	------------------------------------	--------

6	314130	VALVE, SECONDARY AIR CONTROL	0.7
---	--------	------------------------------	-----

KYJ8F2520

Ref. No.	Part No.	Description	Reqd. QTY		Serial No.	Parts catalogue code
			CBR 250R B	CBR 250RA B		
1	15772-551-000	CLIP, BREATHER TUBE .....	4	4		
2	18613-KYJ-900	HOSE, AIR INJECTION SOLENOID VALVE	1	1		
3	18652-KYJ-900	STAY COMP., AIR INJECTION SOLENOID VALVE	1	1		
4	18653-KYJ-900	TUBE(AISV-AIR CLEANER) .....	1	1		
5	33115-KVK-900	RUBBER, HEADLIGHT .....	2	2		
6	36450-KVK-901	VALVE ASSY., AIR INJECTION SOLENOID	1	1		
7	61104-428-000	COLLAR, FR. FENDER .....	2	2		
8	93903-25280	SCREW, TAPPING, 5X12 .....	1	1		
9	95701-06022-08	BOLT, FLANGE, 6X22 .....	2	2		

**3**



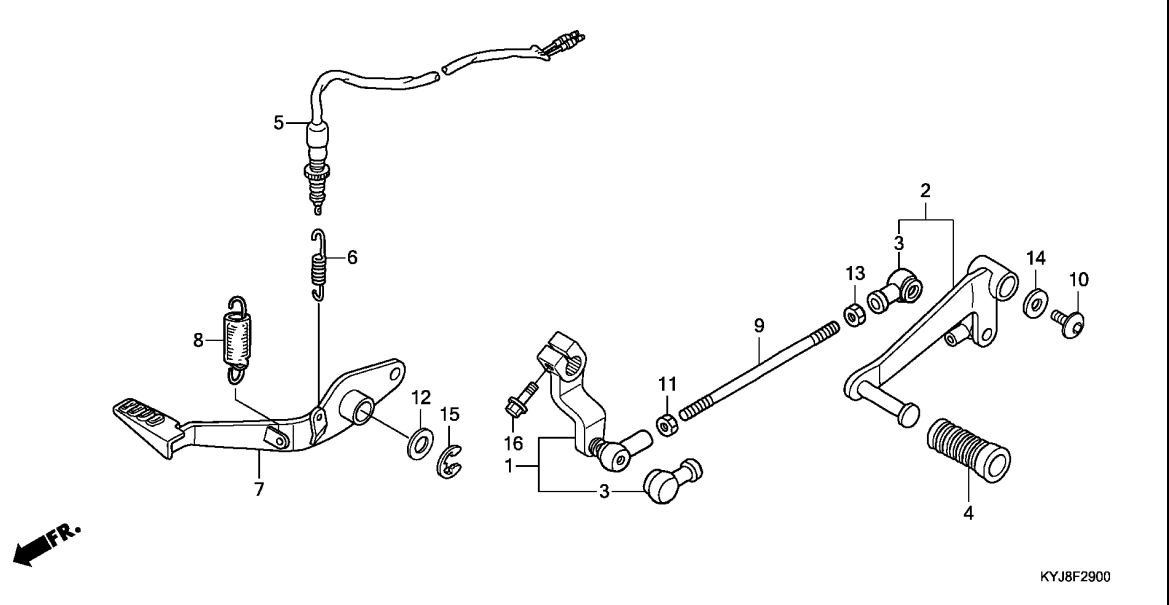
Ref. No.	L.O.N.	(Relative ref. Number) Description	F.R.T.
1	3131B4	GASKET, EXHAUST PIPE .....	0.5
3		(9)	
	313120	MUFFLER .....	0.2
4	313110	PIPE, EXHAUST .....	0.5
6		(7)	
	4111X4	COVER, MUFFLER .....	0.1

.NOTE: Same time for two units

KYJ8F2700

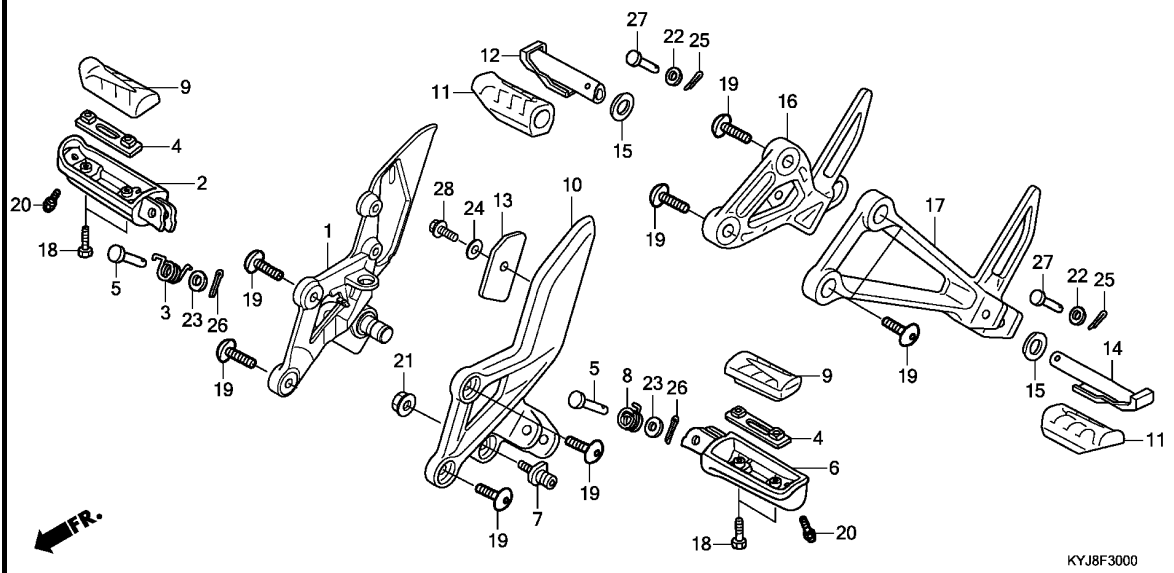
Ref. No.	Part No.	Description	Reqd. QTY		Serial No.	Parts catalogue code
			CBR 250R B	CBR 250RA B		
1	18291-MEB-670	GASKET, EX. PIPE .....	1	1		
2	18293-MNO-000	RUBBER, PROTECTOR .....	3	3		
3	18310-KYJ-900	MUFFLER COMP. ....	1	1		
4	18320-KYJ-900	PIPE COMP., EX. ....	1	1		
5	18345-MBT-610	RUBBER, PROTECTOR MOUNTING ..	2	2		
6	18355-KYJ-900	COVER A, MUFFLER .....	1	1		
7	18356-KYJ-900	COVER B, MUFFLER .....	1	1		
8	18373-KYJ-900	BAND, MUFFLER .....	1	1		
9	18392-KYJ-901	PACKING, MUFFLER .....	1	1		
10	18421-MBO-000	RUBBER, MUFFLER MOUNTING ....	2	2		
11	18422-KAF-700	COLLAR, MUFFLER MOUNTING ....	2	2		
12	90113-KTA-920	SCREW, PAN, 6X12 .....	2	2		
13	90304-KPH-700	NUT, HEX. CAP, 8MM .....	2	2		
14	94050-08000	NUT, FLANGE, 8MM .....	2	2		
15	94103-08000	WASHER, PLAIN, 8MM .....	2	2		
16	95701-08038-02	BOLT, FLANGE, 8X38 .....	1	1		
17	95701-08050-00	BOLT, FLANGE, 8X50 .....	2	2		





Ref. No.	L.O.N.	(Relative ref. Number) Description	F.R.T.
1		(9)	
4101A2		ARM, GEAR CHANGE .....	0.1
2		(9)	
4101A1		PEDAL, GEAR CHANGE .....	0.1
5	6151B5	SWITCH, REAR STOP :PEDAL SIDE	0.7
7	810160	PEDAL, REAR BRAKE .....	0.2

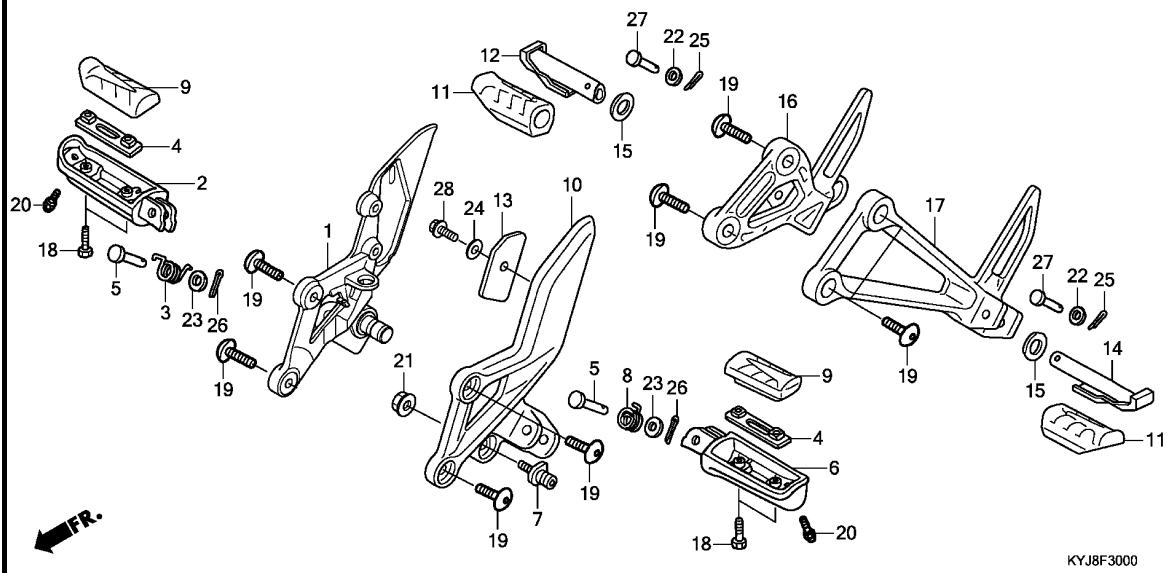
Ref. No.	Part No.	Description	Reqd. QTY		Serial No.	Parts catalogue code
			CBR B	CBR 250R 250RA B		
1	24710-KYJ-000	ARM COMP., GEAR CHANGE .....	1	1		
2	24720-KYJ-000	PEDAL COMP., GEAR CHANGE .....	1	1		
3	24724-MBW-D21	COVER, DUST .....	2	2		
4	24781-KR3-770	RUBBER, GEAR CHANGE PEDAL ...	1	1		
5	35350-KYJ-901	SWITCH ASSY., RR. STOP .....	1	1		
6	35357-HP0-A00	SPRING, STOP SWITCH .....	1	1		
7	46500-KYJ-900	PEDAL COMP., RR. BRAKE .....	1	1		
8	46513-KYJ-900	SPRING ASSY., BRAKE PEDAL ...	1	1		
9	90105-KYJ-900	BOLT, TIE ROD .....	1	1		
10	90132-KPP-T00	SCREW, PAN, 6X10 .....	1	1		
11	90301-KYJ-900	NUT, SPECIAL, 6MM (LEFT HAND THREAD)	1	1		
12	90557-230-000	WASHER, 15.2X25 .....	1	1		
13	94001-06000-0S	NUT, HEX., 6MM .....	1	1		
14	94103-06700	WASHER, PLAIN, 6MM .....	1	1		
15	94511-15000	CIRCLIP, EXTERNAL, 15MM .....	1	1		
16	95701-06020-07	BOLT, FLANGE, 6X20 .....	1	1		



Ref. No.	L.O.N.	(Relative ref. Number) Description	F.R.T.
1	4101N2	HOLDER, STEP :RIGHT .....	0.3
2	4101C6	BAR, MAIN STEP :RIGHT .....	0.1
6	4101C5	BAR, MAIN STEP :LEFT .....	0.1
	4101J1	BAR, MAIN STEP :BOTH .....	0.2
10	4101N1	HOLDER, STEP :LEFT .....	0.3
	4101N6	HOLDER, STEP :BOTH .....	0.6
12	(11)		
	4101C8	BAR, PILLION STEP :RIGHT .....	0.1
14	(11)		
	4101C7	BAR, PILLION STEP :LEFT .....	0.1
	4101P4	BAR, PILLION STEP :BOTH .....	0.2
16	4101D0	BRACKET, PILLION STEP :RIGHT ..	0.2
17	4101C9	BRACKET, PILLION STEP :LEFT ..	0.2
	4101K4	BRACKET, PILLION STEP :BOTH ..	0.4

Ref. No.	Part No.	Description	Reqd. QTY		Serial No.	Parts catalogue code
			CBR 250R B	CBR 250RA B		
1	50600-KYJ-900	HOLDER, R. STEP .....	1	1		
2	50612-MM5-000	ARM, R. STEP .....	1	1		
3	50617-445-840	SPRING, R. STEP RETURN .....	1	1		
4	50619-MM5-000	PLATE, STEP SETTING .....	2	2		
5	50639-MLO-010	PIN, STEP BAR .....	2	2		
6	50642-MM5-000	ARM, L. STEP .....	1	1		
7	50643-KYJ-900	PIVOT, CHANGE PEDAL .....	1	1		
8	50644-445-840	SPRING, L. STEP RETURN .....	1	1		
9	50661-KYJ-900	RUBBER, MAIN STEP .....	2	2		
10	50700-KYJ-900	HOLDER, L. STEP .....	1	1		
11	50710-KYJ-900	RUBBER, PILLION STEP .....	2	2		
12	50711-KET-600	BAR, R. PILLION STEP .....	1	1		
13	50711-KYJ-900	WEIGHT, STEP HOLDER .....	1	1		
14	50712-KET-600	BAR, L. PILLION STEP .....	1	1		
15	50714-KBA-930	PLATE, PILLION STEP SIDE .....	2	2		
16	50715-KYJ-900	HOLDER, R. PILLION STEP .....	1	1		
17	50725-KYJ-900	HOLDER, L. PILLION STEP .....	1	1		
18	90115-MV9-000	BOLT, MAIN STEP RUBBER SETTING	4	4		
19	90127-KYJ-900	BOLT, SOCKET, 8X22 .....	8	8		
20	92501-08008-0A	BOLT, CAP, 8X8 .....	2	2		
21	94050-08080	NUT, FLANGE, 8MM .....	1	1		
22	94101-06000	WASHER, PLAIN, 6MM .....	2	2		
23	94102-08000	WASHER, PLAIN, 8MM .....	2	2		
24	94103-06700	WASHER, PLAIN, 6MM .....	1	1		
25	94201-16150	PIN, SPLIT, 1.6X15 .....	2	2		





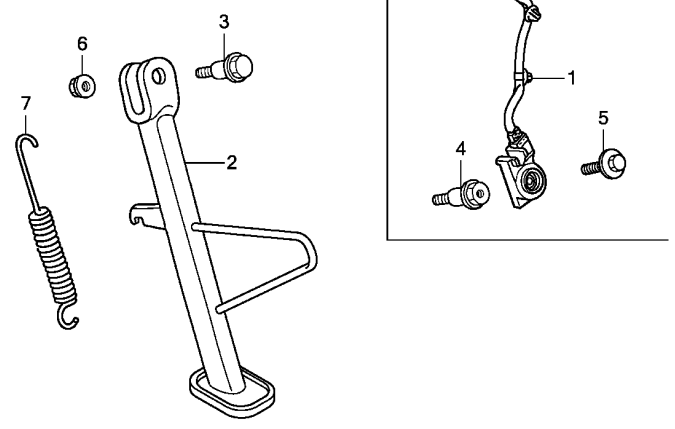
Ref. No.	Part No.	Description	Reqd. QTY		Serial No.	Parts catalogue code
			CBR 250R B	CBR 250RA B		

26	94201-20150	PIN, SPLIT, 2.0X15 .....	2	2		
27	95015-82000	PIN B, PILLION STEP .....	2	2		
28	95701-06010-07	BOLT, FLANGE, 6X10 .....	1	1		

F-31

STAND

15



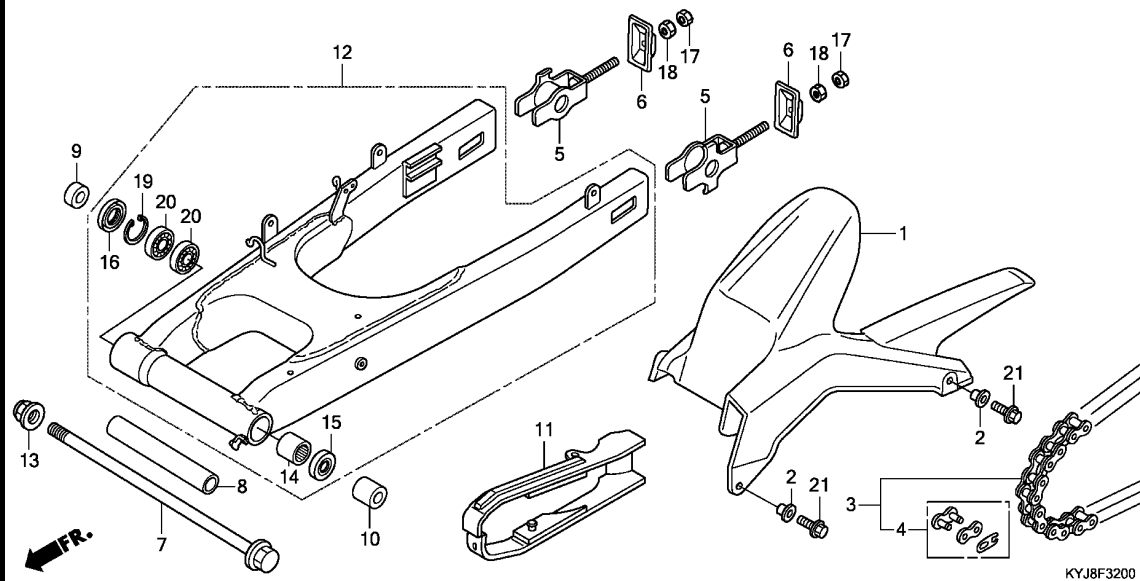
FR.

KYJ8F3100

Ref. No.	L.O.N.	(Relative ref. Number) Description	F.R.T.
1	615195	SWITCH, SIDE STAND .....	0.6
2	410180	BAR, SIDE STAND .....	0.2
7	410182	SPRING, SIDE STAND .....	0.1

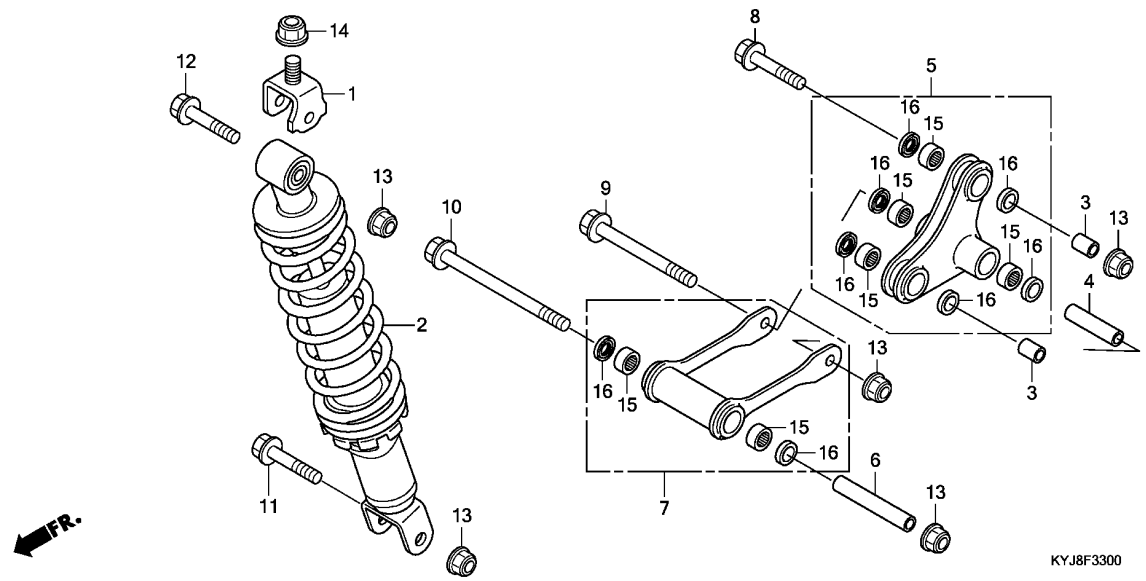
Ref. No.	Part No.	Description	Reqd. QTY		Serial No.	Parts catalogue code
			CBR 250R B	CBR 250RA B		
1	35700-KYJ-961	SWITCH ASSY., SIDE STAND ....	1	1	-----	2U,3U,K0,U
2	50530-KYJ-900	BAR COMP., SIDE STAND .....	1	1	-----	IN,MA
3	90107-GN1-010	SCREW, SIDE STAND PIVOT .....	1	1	-----	2U,3U,K0,U
4	90108-KPP-860	BOLT, SIDE STAND PIVOT .....	1	1	-----	2U,3U,K0,U
5	90132-KYJ-960	BOLT, SPECIAL, 6X16 .....	1	1	-----	2U,3U,K0,U
6	90304-KGH-901	NUT, U, 10MM .....	1	1		
7	95014-72102	SPRING A, SIDE STAND .....	1	1		

3



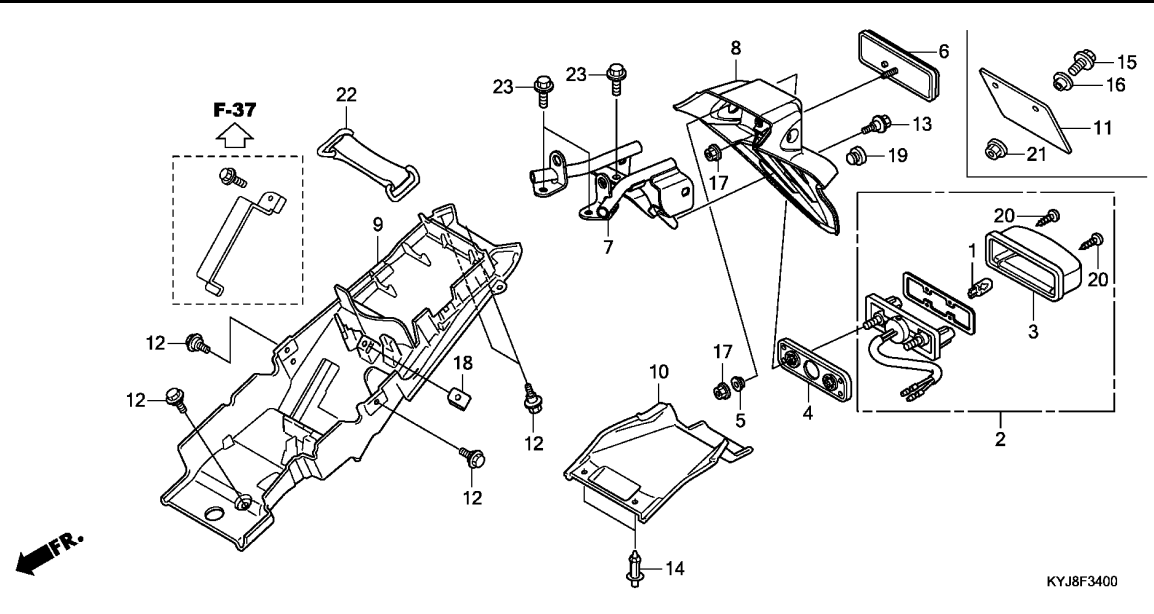
Ref. No.	L.O.N.	(Relative ref. Number) Description	F.R.T.
1	410195	CASE, DRIVE CHAIN .....	0.1
3	213165	CHAIN, DRIVE .....	0.5
11	4101E5	SLIDER, CHAIN .....	1.1
12	5121B0	SWINGARM ASSEMBLY .....	1.1
14	5121C8	BEARING, SWINGARM PIVOT :LEFT	1.4
20	5121C9	BEARING, SWINGARM PIVOT :RIGHT	1.2
		.NOTE: Same time for two units	
	5121D0	BEARING, SWINGARM PIVOT :BOTH	1.4

Ref. No.	Part No.	Description	Reqd. QTY		Serial No.	Parts catalogue code
			CBR 250R B	CBR 250RA B		
1	40510-KYJ-900	CASE, DRIVE CHAIN .....	1	1		
2	40511-KYJ-900	COLLAR .....	4	4		
3	40540-KYJ-902	CHAIN, DRIVE(DID520VF-120ZB) (STANDARD LINK 108L)	1	1		
4	40541-KYJ-902	JOINT, DRIVE CHAIN(ZJ)(DAIDO)	1	1		
5	40543-KYJ-900	ADJUSTER COMP., CHAIN .....	2	2		
6	40546-KYJ-900	CAP, SWINGARM END .....	2	2		
7	52101-KYJ-900	BOLT, SWINGARM PIVOT .....	1	1		
8	52102-ML4-000	COLLAR, PIVOT DISTANCE .....	1	1		
9	52105-MJ0-000	COLLAR B, RR. FORK PIVOT .....	1	1		
10	52106-KYJ-900	COLLAR, PIVOT .....	1	1		
11	52170-KYJ-900	SLIDER, CHAIN .....	1	1		
12	52200-KYJ-900	SWINGARM SUB ASSY., RR. ....	1	1		
13	90305-KCJ-951	NUT, U, 14MM .....	1	1		
14	91071-MJ0-003	BEARING, NEEDLE, 22X29X30(NTN)	1	1		
15	91205-965-003	OIL SEAL, 22X31X5(ARAI) .....	1	1		
16	91213-MB2-003	DUST SEAL, 22X35X7(ARAI) ....	1	1		
	91213-MB2-006	DUST SEAL, 22X35X7(NOK) .....	1	1		
17	94002-08000-0S	NUT, HEX., 8MM .....	2	2		
18	94031-08000	NUT, HEX., 8MM .....	2	2		
19	94520-35000	CIRCLIP, INTERNAL, 35MM .....	1	1		
20	96100-62020-10	BEARING, RADIAL BALL, 6202 ..	2	2		
21	95701-06012-07	BOLT, FLANGE, 6X12 .....	4	4		



Ref. No.	L.O.N.	(Relative ref. Number) Description	F.R.T.
2		(1) CUSHION ASSY., REAR .....	1.4
5		512115 CUSHION ASSY., REAR .....	1.4
5		512140 ARM, CUSHION .....	0.4
7		512145 ROD, CUSHION CONNECTING .....	0.4
15		5121D4 BEARING, CUSHION CONNECTING ROD .....	0.6
		5121H3 BEARING, CUSHION CONNECTING ROD :FOR 1 VEHICLE .....	0.7
		512146 BEARING, CUSHION ARM .....	0.6
		512146A .Replace 1 bearing add .....	0.1
		5121D3 BEARING, CUSHION ARM :FOR 1 VEHICLE .....	0.9

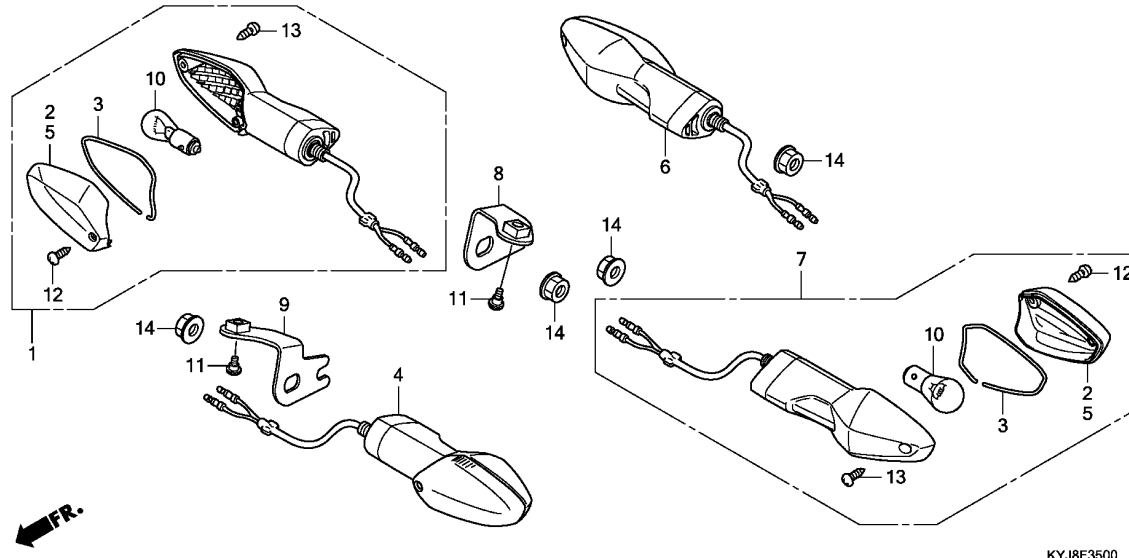
Ref. No.	Part No.	Description	Reqd. QTY		Serial No.	Parts catalogue code
			CBR B	CBR 250R 250RA B		
1	50175-KYJ-900	HOLDER COMP., RR. CUSHION				
		UPPER	1	1		
2	52400-KYJ-901	CUSHION ASSY., RR. ....	1	1		
3	52463-KYJ-900	COLLAR B, CUSHION ARM .....	2	2		
4	52464-KYJ-900	COLLAR C, CUSHION ARM .....	1	1		
5	52465-KYJ-900	ARM SUB ASSY., CUSHION .....	1	1		
6	52472-KYJ-900	COLLAR, CUSHION CONNECTING ROD	1	1		
7	52475-KYJ-900	ROD SUB ASSY., CUSHION CONNECTING	1	1		
8	90101-KBS-900	BOLT, FLANGE, 10X65 .....	1	1		
9	90101-KYJ-900	BOLT, FLANGE, 10X106(DR) ....	1	1		
10	90104-KYJ-900	BOLT, FLANGE, 10X146(DR) ....	1	1		
11	90152-KYJ-900	BOLT, FLANGE, 10X55(DR) .....	1	1		
12	90153-KYJ-900	BOLT, FLANGE, 10X53 .....	1	1		
13	90304-KGH-901	NUT, U, 10MM .....	5	5		
14	90306-KGH-901	NUT, U, 12MM .....	1	1		
15	91071-MY1-005	BEARING, NEEDLE, 17X24X17 (KOYO)	6	6		
16	91262-KV3-831	DUST SEAL, 17X24X5(ARAI) ....	8	8		



Ref. No.	L.O.N.	(Relative ref. Number) Description	F.R.T.
1	6161F3	BULB, LICENSE LIGHT	0.1
2	6161D8	LIGHT, LICENSE	0.3
7	4131M7	STAY, REAR FENDER	0.5
8	4131O2	FENDER, REAR	0.3
9	4131I0	FENDER B, REAR	1.6
10	413124	COVER, REAR UNDER	0.1

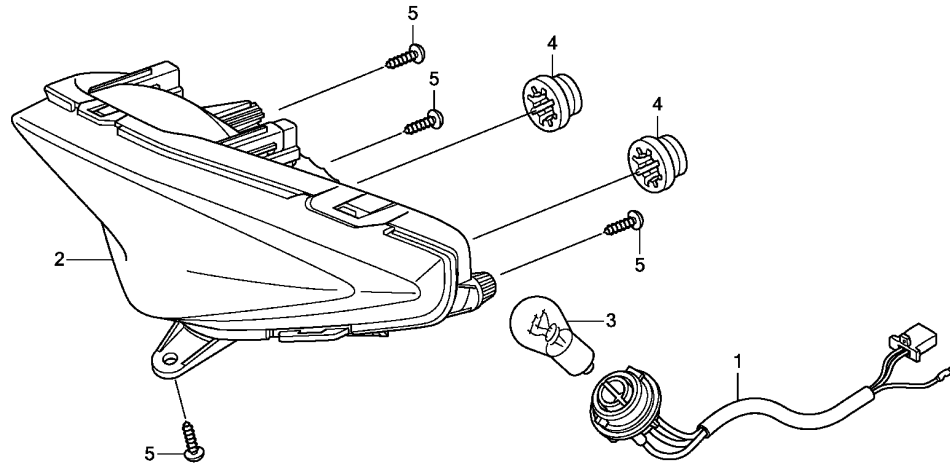


Ref. No.	Part No.	Description	Reqd. QTY		Serial No.	Parts catalogue code
			CBR 250R B	CBR 250RA B		
1	33301-KSP-B00	BULB, WEDGE BASE(T10 12V 5W)	1	1		
2	33720-KPP-T01	LIGHT ASSY., LICENSE(12V 5W)	1	1		
3	33723-KPP-T01	COVER COMP. ....	1	1		
4	33728-KPP-T00	RUBBER, LICENSE LIGHT	1	1		
5	33731-MJ0-940	COLLAR, REGULATOR MOUNTING ..	2	2		
6	33741-KPL-901	REFLECTOR, REFLEX	1	1		
7	50186-KYJ-900	STAY, RR. FENDER	1	1		
8	80100-KPP-T00	FENDER, RR.	1	1	----- 2U,3U,IN,MA,U	
	80100-KYJ-960		1	1	----- KO	
9	80101-KYJ-900	FENDER B, RR.	1	1		
10	80140-KYJ-900	COVER, RR. UNDER	1	1		
11	84710-MEE-650	PLATE, NUMBER PLATE BACK	1	1	----- 2U,3U,U	
12	90111-162-000	BOLT, FLANGE, 6MM	5	5		
13	90111-187-000	BOLT, FLANGE, 6MM	1	1		
14	90116-SPO-003	CLIP, BUMPER SEAL	2	2		
15	90147-KVB-900	BOLT, SPECIAL, 6X16	2	2	----- 2U,3U,U	
16	90175-MCT-640	COLLAR, FUEL TANK	2	2	----- 2U,3U,U	
17	90301-KWN-901	NUT, U, 5MM	3	3		
18	90320-MM5-000	NUT, SPRING, 6MM	1	1		
19	90852-KPP-T00	PLUG, HOLE	1	1		
20	93901-24480	SCREW, TAPPING, 4X16	2	2		
21	94050-06000	NUT, FLANGE, 6MM	2	2	----- 2U,3U,U	
22	95012-15001	BAND, BATTERY	1	1		
23	95701-08012-00	BOLT, FLANGE, 8X12	3	3		



Ref. No.	L.O.N.	(Relative ref. Number) Description	F.R.T.
1	6161C4	WINKER :RIGHT FRONT .....	0.2
4	6161C3	WINKER :LEFT FRONT .....	0.2
	6161C5	WINKER :BOTH FRONT .....	0.4
6	6161C7	WINKER :RIGHT REAR .....	0.1
7	6161C6	WINKER :LEFT REAR .....	0.1
	6161C8	WINKER :BOTH REAR .....	0.2
10		(2,3,5) BULB, WINKER :FRONT .....	0.1
		.NOTE: Same time for two units	
	616139	BULB, WINKER :REAR .....	0.1
		.NOTE: Same time for two units	
	6161G0	BULB, WINKER :FOR 1 VEHICLE ..	0.2

Ref. No.	Part No.	Description	Reqd. QTY		Serial No.	Parts catalogue code
			CBR 250R B	CBR 250RA B		
1	33400-KPP-T01	WINKER ASSY., R. FR.(12V 21W)	1	1		
2	33402-KWF-901	LENS, R. WINKER .....	2	2		
		(R. FR./L. RR.)				
3	33406-KWF-901	SEAL, GASKET .....	4	4		
4	33450-KPP-T01	WINKER ASSY., L. FR.(12V 21W)	1	1		
5	33452-KWF-901	LENS, L. WINKER .....	2	2		
		(L. FR./R. RR.)				
6	33600-KPP-T01	WINKER ASSY., R. RR.(12V 21W)	1	1		
7	33650-KPP-T01	WINKER ASSY., L. RR.(12V 21W)	1	1		
8	33941-KPP-T00	STAY COMP., R. WINKER .....	1	1		
9	33942-KPP-T00	STAY COMP., L. WINKER .....	1	1		
10	34904-KTE-910	BULB, WINKER(AMBER)(12V 21W)	4	4		
	34904-KTE-920	.....	4	4		
11	90133-KPP-T00	SCREW, PAN, 6X14 .....	2	2		
12	93903-34310	SCREW, TAPPING, 4X12 .....	4	4		
13	93903-34380	SCREW, TAPPING, 4X12 .....	4	4		
14	94050-10000	NUT, FLANGE, 10MM .....	4	4		

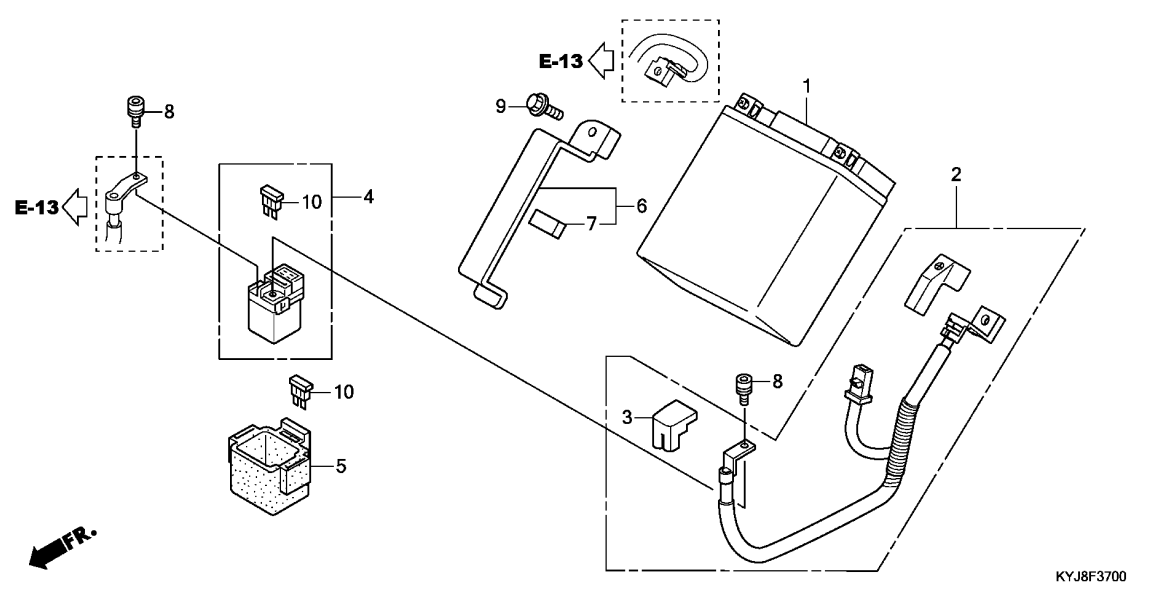


KYJ8F3600

Ref. No.	L.O.N.	(Relative ref. Number) Description	F.R.T.
1	6161E7	SOCKET, TAILLIGHT .....	0.2
2	6161D5	TAILLIGHT UNIT .....	0.3
3	6161G1	BULB, TAILLIGHT .....	0.2

3

Ref. No.	Part No.	Description	Reqd. QTY		Serial No.	Parts catalogue code
			CBR 250R B	CBR 250RA B		
1	33703-KPP-T01	SOCKET COMP., TAILLIGHT .....	1	1		
2	33710-KPP-T01	TAILLIGHT UNIT .....	1	1		
3	34907-KPP-T01	BULB, TAILLIGHT(12V 21/5W) ..	1	1		
4	61304-KRY-900	RUBBER, HEADLIGHT CASE				
		MOUNTING	2	2		
5	93903-25280	SCREW, TAPPING, 5X12 .....	4	4		

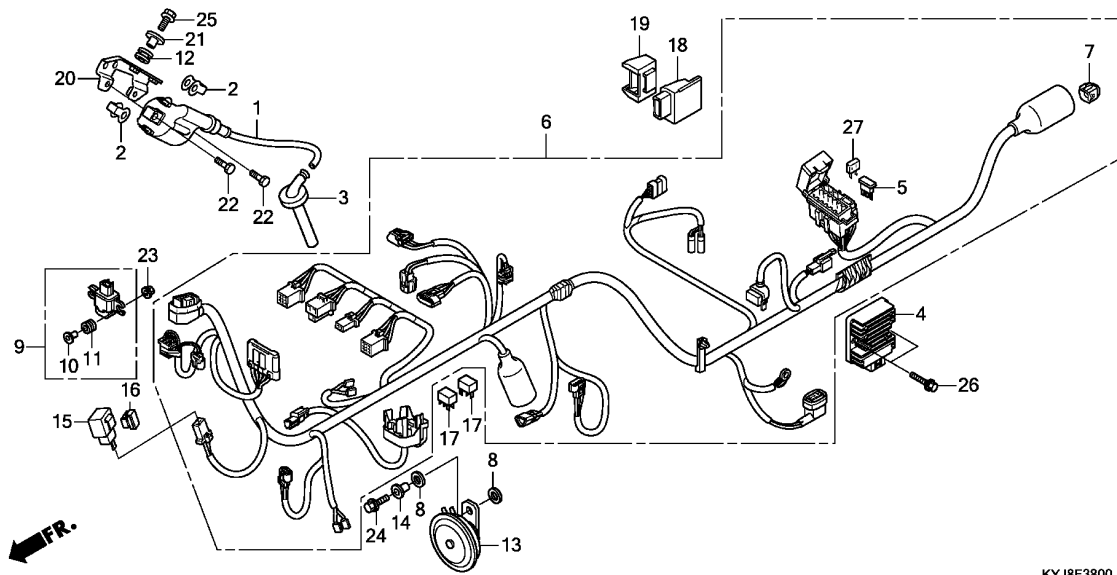


Ref. No.	L.O.N.	(Relative ref. Number) Description	F.R.T.
1	610100	BATTERY .....	0.2
2	610105	CABLE, POSITIVE BATTERY .....	0.3
4	615113	SWITCH, STARTER MAGNETIC .....	0.4

Ref. No.	Part No.	Description	Reqd. QTY		Serial No.	Parts catalogue code
			CBR B	CBR 250R 250RA B		
1	31500-KW3-677	BATTERY (YTX7L-BS)	1	1	-----	2U,3U,MA,U IN KO
	31500-KYJ-780	(TIANJIN YUASA)	1	1	-----	
	31500-KYJ-980	.....	1	1	-----	
2	32401-KYJ-900	CABLE, STARTER MAGNETIC				
3	32406-KAZ-000	BATTERY COVER, STARTER MAGNETIC	1	1		
4	35850-MR5-007	SWITCH ASSY., STARTER MAGNETIC	1	1		
5	35856-MBG-003	RUBBER, SHOCK	1	1		
6	80102-KYJ-900	BAND COMP., BATTERY	1	1		
7	80109-KYJ-900	SPONGE, RUBBER	1	1		
8	90111-MR5-000	BOLT, SOCKET, 5X9	2	2		
9	95701-06012-08	BOLT, FLANGE, 6X12	1	1		
10	98200-33000	FUSE, BLADE(30A)	2	2		



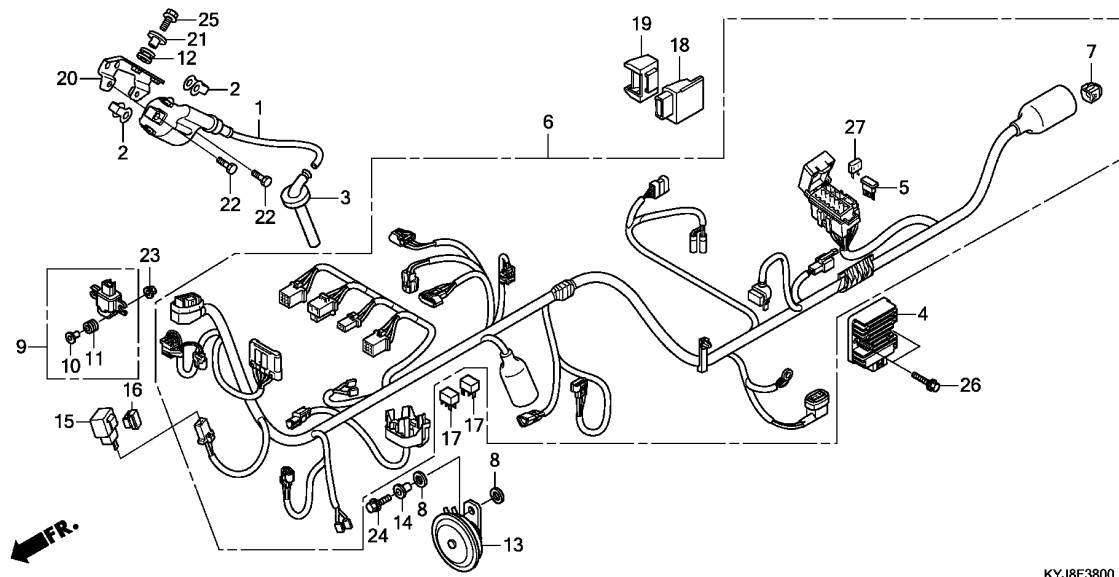




Ref. No.	L.O.N.	(Relative ref. Number) Description	F.R.T.
1	614105	COIL, IGNITION .....	1.0
4	6131B2	RECTIFIER, REGULATE .....	0.6
6	611100	HARNESS, WIRE .....	2.5
9	617125	SENSOR, BANK ANGLE .....	0.7
13	616169	HORN .....	0.1
15	6111C3	RELAY, WINKER .....	0.2
17	6111D9	RELAY, FAN CONTROL .....	0.3
	6111G1	RELAY, FUEL PUMP .....	0.3
18	618135	ENGINE CONTROL MODULE(ECM) ...	0.6

KYJ8F3800

Ref. No.	Part No.	Description	Reqd. QTY		Serial No.	Parts catalogue code
			CBR 250R	CBR 250RA		
1	30510-KYJ-901	COIL COMP., IGNITION .....	1	-		
2	30520-GFM-900	SPACER, IGNITION COIL .....	2	-		
3	30700-KY2-701	CAP ASSY., NOISE SUPPRESSOR ..	1	-		
4	31600-KVK-901	RECTIFIER ASSY., REGULATOR ..	1	-		
5	31730-MAS-601	DIODE ASSY., THREE WAY (SUMITOMO)	1	-		
6	32100-KYJ-790	HARNESS, WIRE .....	1	-	----- 2U,3U,K0,U	
	32100-KYJ-780	.....	1	-	----- IN,MA	
7	32606-GEV-761	CAP, DUMMY(4P)(RED) .....	1	-		
8	33714-KL3-620	RUBBER, TAILLIGHT BRACKET ...	2	-		
9	35160-KPP-T01	SENSOR ASSY., BANK ANGLE ...	1	-		
10	35162-MGC-003	COLLAR .....	2	-		
11	35163-MGC-003	GROMMET .....	2	-		
12	36043-657-000	GROMMET, WIRE HARNESS .....	2	-		
13	38110-KYJ-901	HORN COMP. ....	1	-		
14	38117-KFE-701	COLLAR, HORN SETTING .....	1	-		
15	38301-KTF-671	RELAY COMP., WINKER .....	1	-		
16	38306-GE7-000	SUSPENSION, WINKER RELAY ....	1	-		
17	38501-KWN-901	RELAY COMP., POWER (MICRO ISO 4P)(OMRON)	2	-		
18	38770-KYJ-961	PGM-FI UNIT .....	1	-	----- 2U,3U,K0,U	
	38770-KYJ-971	.....	1	-	----- IN,MA	
19	38771-GFM-900	SUSPENSION, ENGINE CONTROL UNIT	1	-		
20	50204-KYJ-900	STAY COMP., IGNITION COIL ...	1	-		

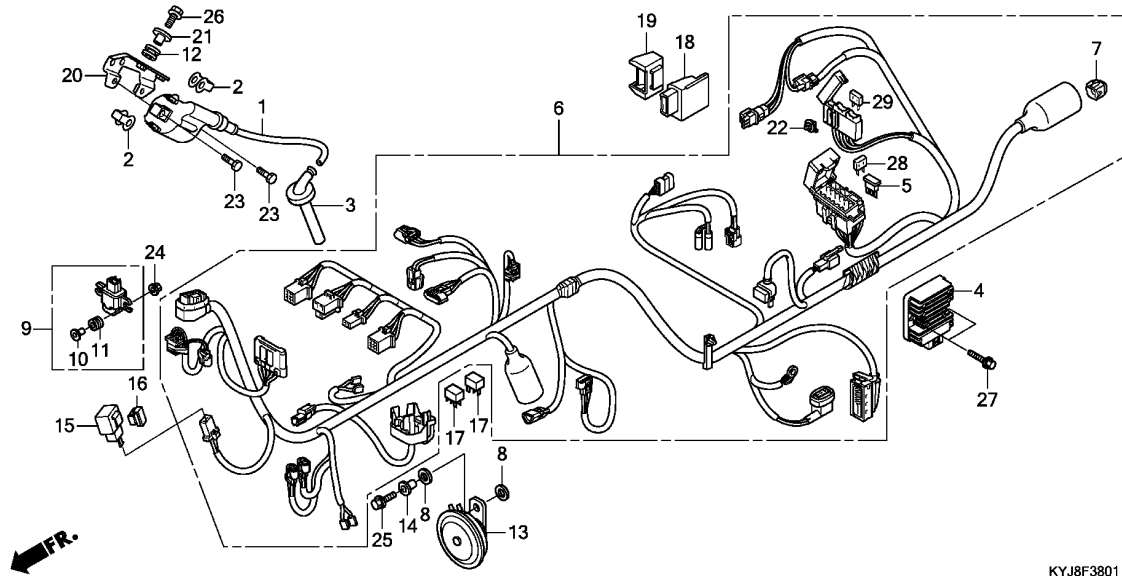


Ref. No.	Part No.	Description	Reqd. QTY		Serial No.	Parts catalogue code
			CBR 250R	CBR 250RA		
			B	B		
21	50214-KYJ-900	COLLAR, IGNITION COIL MOUNTING	2	-		
22	92101-06020-4J	BOLT, HEX., 6X20	2	-		
23	94050-06080	NUT, FLANGE, 6MM	2	-		
24	95701-06016-00	BOLT, FLANGE, 6X16	1	-		
25	95701-06016-08	BOLT, FLANGE, 6X16	2	-		
26	95701-06020-00	BOLT, FLANGE, 6X20	2	-		
27	98200-41000	FUSE, MINI (10A)	6	-		

# F-38-1

# WIRE HARNESS(CBR250RA)

I14



Ref. No.	L.O.N.	(Relative ref. Number) Description	F.R.T.
1	614105	COIL, IGNITION .....	1.0
4	6131B2	RECTIFIER, REGULATE .....	0.6
6	611100	HARNESS, WIRE .....	2.5
9	617125	SENSOR, BANK ANGLE .....	0.7
13	616169	HORN .....	0.1
15	6111C3	RELAY, WINKER .....	0.2
17	6111D9	RELAY, FAN CONTROL .....	0.3
	6111G1	RELAY, FUEL PUMP .....	0.3
18	618135	ENGINE CONTROL MODULE(ECM) ...	0.6

KYJ8F3801

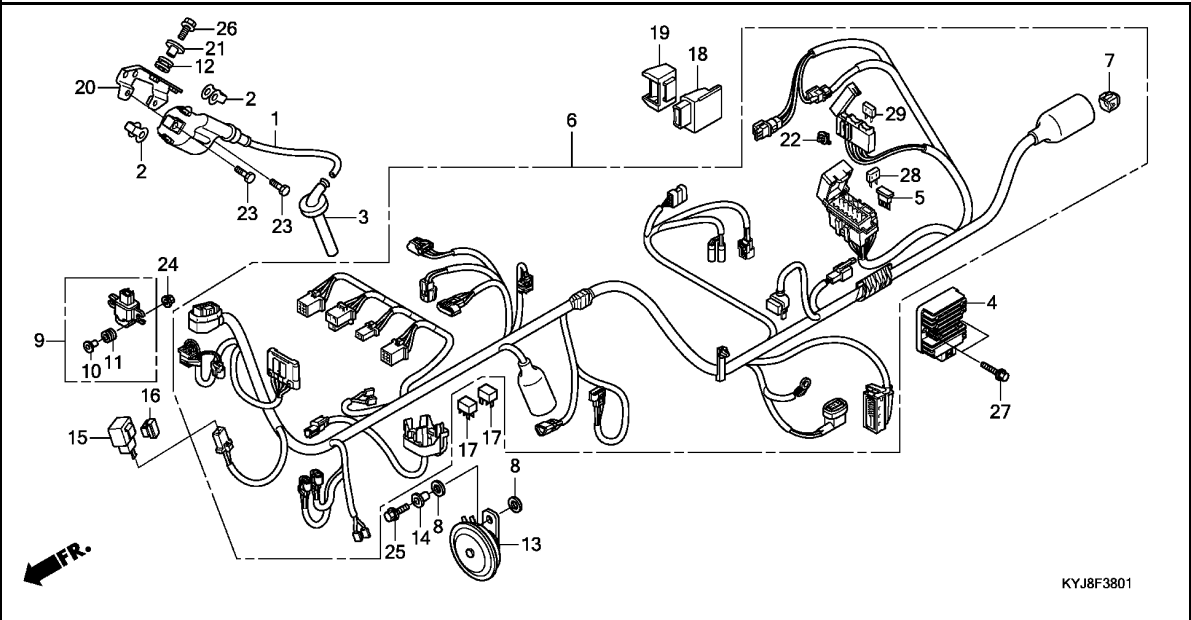
Ref. No.	Part No.	Description	Reqd. QTY		Serial No.	Parts catalogue code
			CBR 250R	CBR 250RA		
1	30510-KYJ-901	COIL COMP., IGNITION .....	-	1		
2	30520-GFM-900	SPACER, IGNITION COIL .....	-	2		
3	30700-KY2-701	CAP ASSY., NOISE SUPPRESSOR ..	-	1		
4	31600-KVK-901	RECTIFIER ASSY., REGULATOR ..	-	1		
5	31730-MAS-601	DIODE ASSY., THREE WAY (SUMITOMO)	-	1		
6	32100-KYJ-960	HARNESS, WIRE .....	-	1	----- 2U,KO,U	
	32100-KYJ-970	.....	-	1	----- IN,MA	
7	32606-GEV-761	CAP, DUMMY(4P)(RED) .....	-	1		
8	33714-KL3-620	RUBBER, TAILLIGHT BRACKET ...	-	2		
9	35160-KPP-T01	SENSOR ASSY., BANK ANGLE .....	-	1		
10	35162-MGC-003	COLLAR .....	-	2		
11	35163-MGC-003	GROMMET .....	-	2		
12	36043-657-000	GROMMET, WIRE HARNESS .....	-	2		
13	38110-KYJ-901	HORN COMP. ....	-	1		
14	38117-KFE-701	COLLAR, HORN SETTING .....	-	1		
15	38301-KTF-671	RELAY COMP., WINKER .....	-	1		
16	38306-GE7-000	SUSPENSION, WINKER RELAY ....	-	1		
17	38501-KWN-901	RELAY COMP., POWER (MICRO ISO 4P)(OMRON)	-	2		
18	38770-KYJ-961	PGM-FI UNIT .....	-	1	----- 2U,KO,U	
	38770-KYJ-971	.....	-	1	----- IN,MA	
19	38771-GFM-900	SUSPENSION, ENGINE CONTROL UNIT	-	1		
20	50204-KYJ-900	STAY COMP., IGNITION COIL ...	-	1		

3

# F-38-1

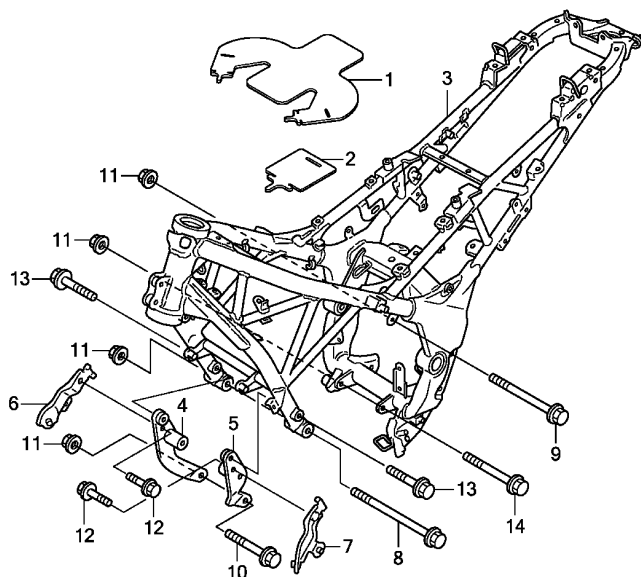
# WIRE HARNESS(CBR250RA)

I15



Ref. No.	Part No.	Description	Reqd. QTY		Serial No.	Parts catalogue code
			CBR 250R	CBR 250RA		
			B	B		
21	50214-KYJ-900	COLLAR, IGNITION COIL MOUNTING	-	2		
22	91556-SPO-003	CLIP, COUPLER (BROWN)	-	1		
23	92101-06020-4J	BOLT, HEX., 6X20	-	2		
24	94050-06080	NUT, FLANGE, 6MM	-	2		
25	95701-06016-00	BOLT, FLANGE, 6X16	-	1		
26	95701-06016-08	BOLT, FLANGE, 6X16	-	2		
27	95701-06020-00	BOLT, FLANGE, 6X20	-	2		
28	98200-41000	FUSE, MINI (10A)	-	7		
29	98200-43000	FUSE, MINI (30A)	-	3		

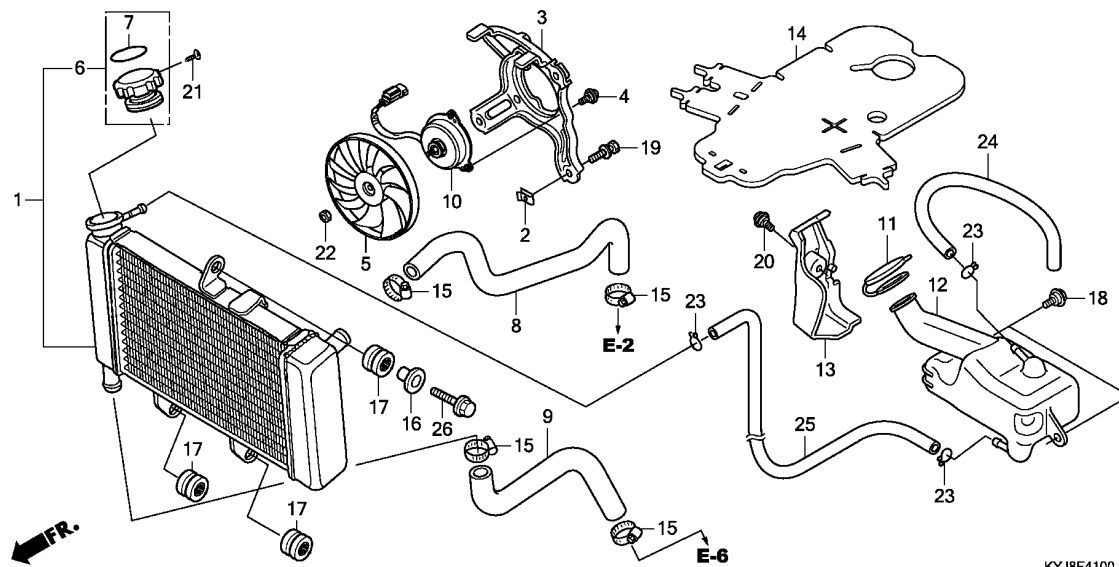
3



KYJ8F3900

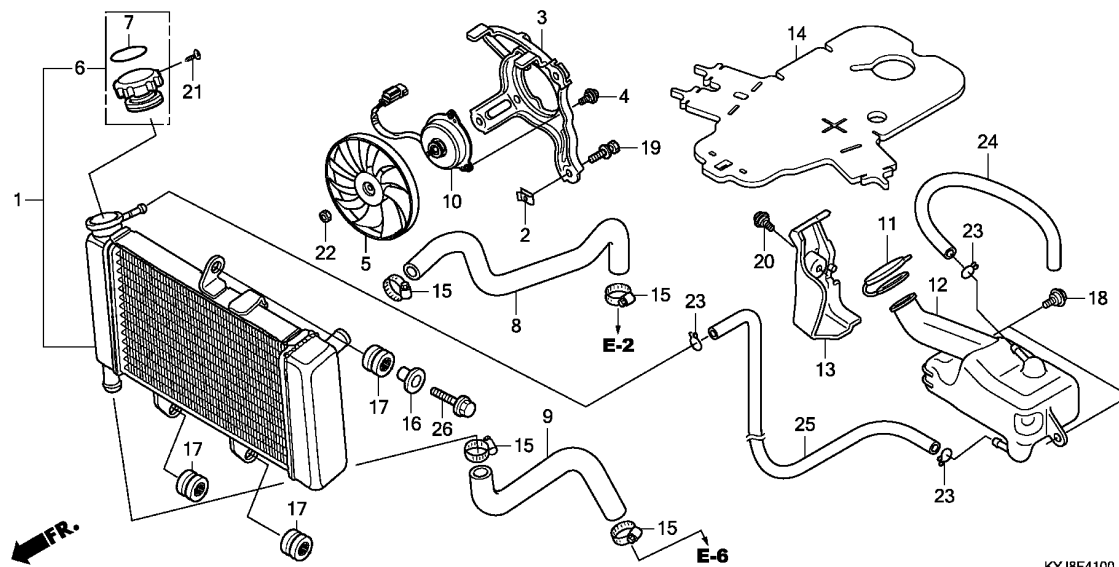
Ref. No.	L.O.N.	(Relative ref. Number) Description	F.R.T.
3	410100	BODY, FRAME ..... .INCLUDES: Engine removal and installation	5.9
	410100B	.ABS add .....	0.5

Ref. No.	Part No.	Description	Reqd. QTY		Serial No.	Parts catalogue code
			CBR 250R	CBR 250RA		
1	17543-KYJ-900	RUBBER, GUARD .....	1	1		
2	32800-KYJ-900	RUBBER SHEET, HARNESS GUARD ..	1	1		
3	50100-KYJ-900	BODY COMP., FRAME .....	1	-		
	50100-KYJ-910	.....	-	1		
4	50351-KYJ-900	PLATE COMP., R. FR. ENGINE HANGER	1	1		
5	50361-KYJ-900	PLATE COMP., L. FR. ENGINE HANGER	1	1		
6	64315-KYJ-900	STAY, R. COWL UNDER .....	1	1		
7	64325-KYJ-900	STAY, L. COWL UNDER .....	1	1		
8	90111-KYJ-900	BOLT, FLANGE, 10X273 .....	1	1		
9	90113-KYJ-900	BOLT, FLANGE, 10X145 .....	1	1		
10	90114-KYJ-900	BOLT, FLANGE, 10X103 .....	1	1		
11	94050-10000	NUT, FLANGE, 10MM .....	4	4		
12	95701-08016-07	BOLT, FLANGE, 8X16 .....	2	2		
13	95801-10070-00	BOLT, FLANGE, 10X70 .....	2	2		
14	95801-10130-00	BOLT, FLANGE, 10X130 .....	1	1		



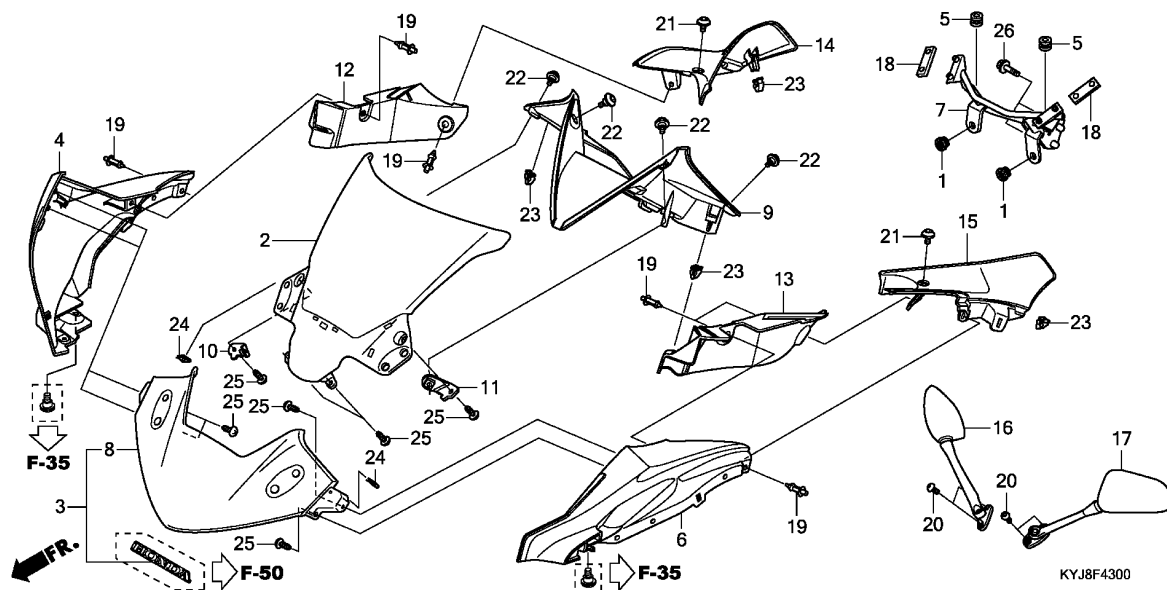
Ref. No.	L.O.N.	(Relative ref. Number) Description	F.R.T.
1	1151C3	RADIATOR .....	0.8
3	115125	SHROUD, RADIATOR .....	0.8
5	1151A6	FAN, COOLING .....	0.8
6	1151B8	CAP, RADIATOR .....	0.2
8	115103	HOSE, RADIATOR :UPPER .....	0.6
9	115104	HOSE, RADIATOR :LOWER .....	0.6
10	1151A7	MOTOR, FAN .....	0.9
12	115110	TANK, RADIATOR RESERVE .....	0.8
25	1151E5	TUBE, RADIATOR RESERVE TANK ..	0.9

Ref. No.	Part No.	Description	Reqd. QTY		Serial No.	Parts catalogue code
			CBR 250R B	CBR 250RA B		
1	19010-KYJ-961	RADIATOR COMP. ....	1	1	----- 2U,3U,U	
	19010-KYJ-901	.....	1	1	----- IN,MA	
	19010-KYJ-921	.....	1	1	----- KO	
2	19014-KEA-003	NUT, SETTING .....	3	3		
3	19015-KYJ-901	SHROUD COMP. ....	1	1		
4	19016-KEA-003	SCREW, PAN, 4X8.5 .....	3	3		
5	19020-KVZ-631	FAN COMP., COOLING .....	1	1		
6	19045-KPC-871	CAP COMP., RADIATOR .....	1	1	----- 2U,3U,U	
	19045-KPP-T01	CAP COMP., RADIATOR(T.RAD) ..	1	1	----- IN,MA	
	19045-KPC-D51	CAP COMP., RADIATOR .....	1	1	----- KO	
7	19055-KPC-871	SEAL, RADIATOR CAP .....	1	1	----- 2U,3U,U	
	19055-KPP-T01	.....	1	1	----- IN,MA	
	19055-KPC-D51	.....	1	1	----- KO	
8	19062-KYJ-900	HOSE, RADIATOR UPPER .....	1	1		
9	19067-KYJ-900	HOSE, RADIATOR LOWER .....	1	1		
10	19080-KYJ-901	MOTOR ASSY., FAN .....	1	1		
11	19109-KPC-640	CAP, RESERVE TANK .....	1	1	----- 2U,3U,KO,U	
	19109-KWC-900	.....	1	1	----- IN,MA	
12	19110-KYJ-900	TANK, RADIATOR RESERVE .....	1	1		
13	19111-KYJ-900	COVER, RADIATOR RESERVE TANK	1	1		
14	19125-KYJ-900	RUBBER, HEAT GUARD .....	1	1		
15	19517-ML7-691	CLAMP, HOSE, 22-29MM .....	4	4		
16	61102-KTY-D30	COLLAR, RADIATOR MOUNTING ---	1	1		
17	61304-415-000	RUBBER, HEADLIGHT CASE MOUNTING	3	3		
18	90111-162-000	BOLT, FLANGE, 6MM .....	2	2		



KYJ8F4100

Ref. No.	Part No.	Description	Reqd. QTY		Serial No.	Parts catalogue code
			CBR 250R B	CBR 250RA B		
19	90120-KCR-003	BOLT-WASHER, 6X16 .....	3	3		
20	91509-GE2-760	SCREW, PAN, 5X11.5 .....	1	1		
21	93901-22020	SCREW, TAPPING, 3X6 .....	1	1		
22	94001-03000-0S	NUT, HEX., 3MM .....	1	1		
23	95002-02100	CLIP, TUBE(B10) .....	3	3		
24	95005-55350-20	TUBE, 5.3X350 (95005-55001-20M)	1	1		
25	95005-55840-20	TUBE, 5.3X840 .....	1	1		
26	95701-06022-07	BOLT, FLANGE, 6X22 .....	1	1		

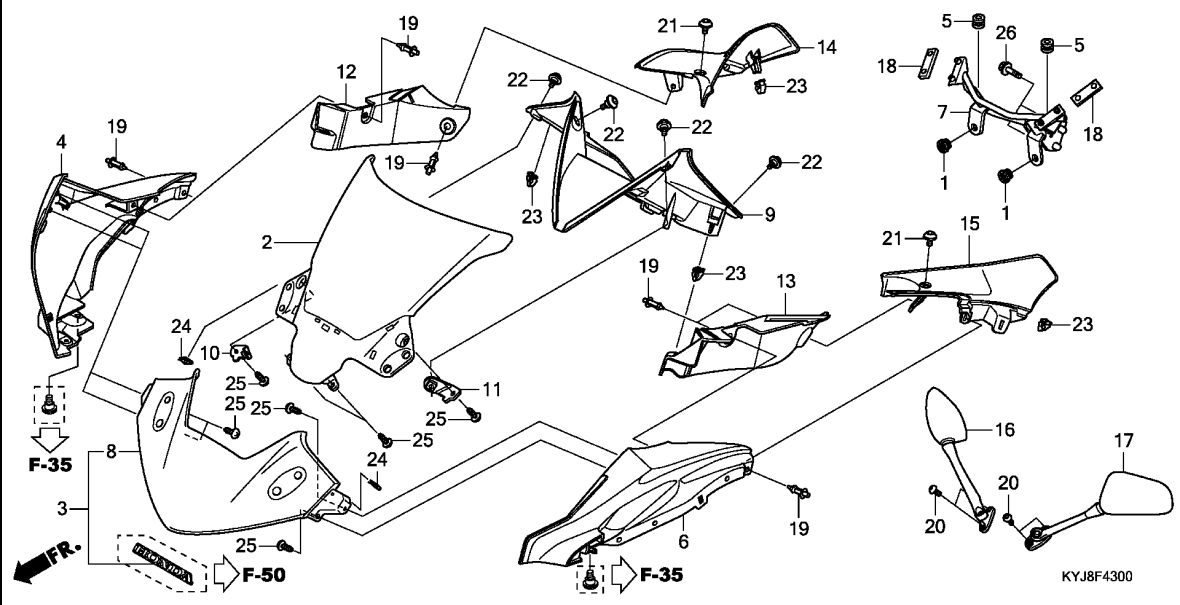


Ref. No.	L.O.N.	(Relative ref. Number) Description	F.R.T.
2	411115	WINDSCREEN SET .....	0.9
3		(8)	
4	4111L3	COWL, FRONT CENTER .....	0.9
4	4111L5	COWL, FRONT :RIGHT .....	0.9
6	4111L4	COWL, FRONT :LEFT .....	0.9
	4111L6	COWL, FRONT :BOTH .....	0.9
7	411105	STAY, FRONT COVER .....	0.7
9	411142	COWL, INNER :CENTER .....	0.6
12	4111D9	COWL, INNER :RIGHT .....	0.6
13	4111D8	COWL, INNER :LEFT .....	0.6
	4111E0	COWL, INNER :BOTH .....	0.6
14	4131Q7	COVER, TANK SIDE :RIGHT .....	0.2
15	4131Q6	COVER, TANK SIDE :LEFT .....	0.2
	4131Q8	COVER, TANK SIDE :BOTH .....	0.4

Ref. No.	Part No.	Description	Reqd. QTY		Serial No.	Parts catalogue code
			CBR 250R B	CBR 250RA B		
1	61304-KRY-900	RUBBER, HEADLIGHT CASE				
2	64110-KYJ-900	SCREEN, WIND MOUNTING	2	2	----- 2U,3U,KO,MA,U	
3	64200-KYJ-900ZD	COWL SET, FR. UPPER(WL)	1	1	----- 2U,3U,KO,MA,U	
		*TYPE2 1*.....	1	1	----- 2U,KO,MA	
	64200-KYJ-900ZF	*TYPE3 1*.....	1	1	----- MA	
	64200-KYJ-900ZG	*TYPE4*.....	1	-	----- 3U	
	64200-KYJ-900ZA	*TYPE3*.....	1	-	----- KO	
	64200-KYJ-900ZE	*TYPE1 1*.....	1	-	----- KO,MA,U	
	64200-KYJ-900ZJ	*TYPE5*.....	-	1	----- MA	
	64200-KYJ-900ZE	*TYPE1 1*.....	-	1	----- MA,U	
4	64210-KPP-T00ZA	COWL, R. FR. SIDE				
		*NHA35M*				
	64210-KPP-T00ZH	ASTEROID BLACK METALLIC	1	1	----- 2U	
	64210-KPP-T00ZD	*NH411M*FORCE SILVER METALLIC	1	1	----- KO,MA,U	
	64210-KPP-T00ZJ	*PB308P*...PEARL SPENCER BLUE	1	-	----- 3U	
	64210-KPP-T00ZJ	*NH196*...ROSS WHITE	-	1	----- MA	
5	64216-GJ2-730	RUBBER, SCREEN SETTING	2	2	----- 2U,3U,KO,MA,U	
6	64220-KPP-T00ZA	COWL, L. FR. SIDE				
		*NHA35M*				
	64220-KPP-T00ZH	ASTEROID BLACK METALLIC	1	1	----- 2U	
	64220-KPP-T00ZD	*NH411M*FORCE SILVER METALLIC	1	1	----- KO,MA,U	
	64220-KPP-T00ZJ	*PB308P*...PEARL SPENCER BLUE	1	-	----- 3U	
	64220-KPP-T00ZJ	*NH196*...ROSS WHITE	-	1	----- MA	
7	64221-KYJ-900	STAY COMP., FR. COWL UPPER	1	1	----- 2U,3U,KO,MA,U	
8	64250-KYJ-900ZC	COWL, FR. UPPER				
		*R4C*.....CANDY RUBY RED	1	1	----- MA	

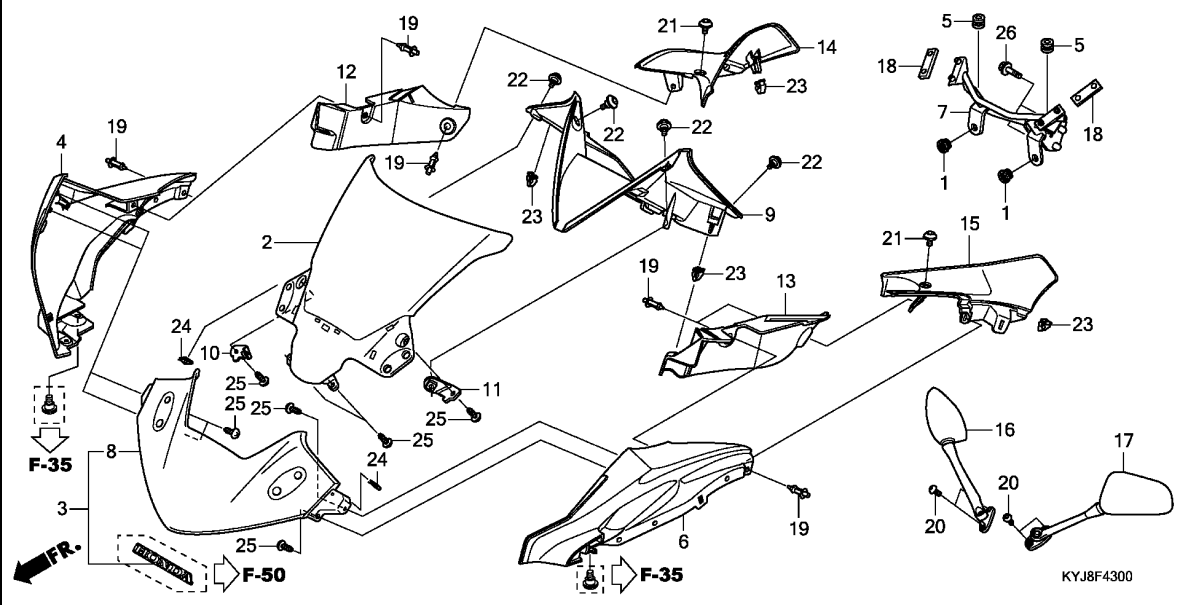






Ref. No.	Part No.	Description	Reqd. QTY		Serial No.	Parts catalogue code
			CBR B	CBR 250R 250RA B		
(8)	64250-KYJ-900ZD	COWL, FR. UPPER *NHA35M*				
		ASTEROID BLACK METALLIC	1	1	-----	MA
	64250-KYJ-900ZE	*NHA95M*SWORD SILVER METALLIC	1	1	-----	MA
	64250-KYJ-900ZG	*NH196*.....ROSS WHITE	-	1	-----	MA
9	64260-KPP-T00	COWL, FR. INNER .....	1	1	-----	2U,3U,KO,MA,U
10	64261-KPP-T00	STAY, R. FR. INNER COWL .....	1	1	-----	2U,3U,KO,MA,U
11	64262-KPP-T00	STAY, L. FR. INNER COWL .....	1	1	-----	2U,3U,KO,MA,U
12	64270-KPP-T00	COWL, R. SIDE INNER .....	1	1	-----	2U,3U,KO,MA,U
13	64280-KPP-T00	COWL, L. SIDE INNER .....	1	1	-----	2U,3U,KO,MA,U
14	64460-KPP-T00	LID, R. TANK .....	1	1	-----	2U,3U
	64460-KYJ-900ZD	*NHA35M*				
		ASTEROID BLACK METALLIC	1	1	-----	KO,MA
	64460-KYJ-900ZE	*NHA95M*SWORD SILVER METALLIC	1	-	-----	KO,MA
	64460-KYJ-900ZC	*R4C*.....CANDY RUBY RED	1	-	-----	KO,MA,U
	64460-KYJ-900ZE	*NHA95M*SWORD SILVER METALLIC	-	1	-----	MA
	64460-KYJ-900ZF	*NH196*.....ROSS WHITE	-	1	-----	MA
	64460-KYJ-900ZC	*R4C*.....CANDY RUBY RED	-	1	-----	MA,U
15	64470-KPP-T00	LID, L. TANK .....	1	1	-----	2U,3U
	64470-KYJ-900ZD	*NHA35M*				
		ASTEROID BLACK METALLIC	1	1	-----	KO,MA
	64470-KYJ-900ZE	*NHA95M*SWORD SILVER METALLIC	1	-	-----	KO,MA
	64470-KYJ-900ZC	*R4C*.....CANDY RUBY RED	1	-	-----	KO,MA,U
	64470-KYJ-900ZE	*NHA95M*SWORD SILVER METALLIC	-	1	-----	MA
	64470-KYJ-900ZF	*NH196*.....ROSS WHITE	-	1	-----	MA
	64470-KYJ-900ZC	*R4C*.....CANDY RUBY RED	-	1	-----	MA,U
16	88110-KPP-T01	MIRROR ASSY., R. BACK .....	1	1	-----	2U,3U,KO,MA,U



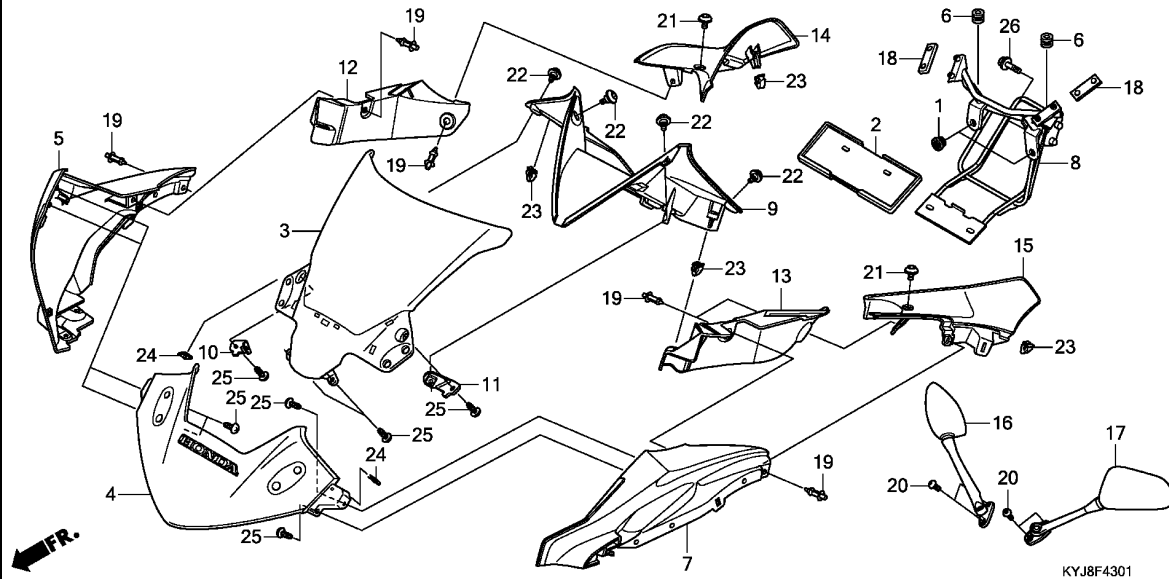


Ref. No.	Part No.	Description	Reqd. QTY		Serial No.	Parts catalogue code
			CBR 250R B	CBR 250RA B		
17	88120-KPP-T01	MIRROR ASSY., L. BACK	1	1	-----	2U,3U,KO,MA,U
18	88201-KPP-T00	RUBBER, BACK MIRROR	2	2	-----	2U,3U,KO,MA,U
19	90116-KWT-900	RIVET, PUSH, 7MM	6	6	-----	2U,3U,KO,MA,U
20	90130-KPP-T00	BOLT, SOCKET, 6X13	4	4	-----	2U,3U,KO,MA,U
21	90132-KPP-T00	SCREW, PAN, 6X10	2	2	-----	2U,3U,KO,MA,U
22	90134-KPP-T00	SCREW, PAN, 5X14	4	4	-----	2U,3U,KO,MA,U
23	90666-SDA-A01	CLIP, SNAP FITTING(PO) (NATURAL)	4	4	-----	2U,3U,KO,MA,U
24	90677-KAN-T00	NUT, CLIP, 5MM	2	2	-----	2U,3U,KO,MA,U
25	93903-24380	SCREW, TAPPING, 4X12	8	8	-----	2U,3U,KO,MA,U
26	95701-08032-00	BOLT, FLANGE, 8X32	2	2	-----	2U,3U,KO,MA,U

# F-43-1

# UPPER COWL(IN)

J 6



Ref. No.	L.O.N.	(Relative ref. Number) Description	F.R.T.
3	411115	WINDSCREEN SET .....	0.9
4	4111L3	COWL, FRONT CENTER .....	0.9
5	4111L5	COWL, FRONT :RIGHT .....	0.9
7	4111L4	COWL, FRONT :LEFT .....	0.9
	4111L6	COWL, FRONT :BOTH .....	0.9
8	411105	STAY, FRONT COVER .....	0.7
9	411142	COWL, INNER :CENTER .....	0.6
12	4111D9	COWL, INNER :RIGHT .....	0.6
13	4111D8	COWL, INNER :LEFT .....	0.6
	4111E0	COWL, INNER :BOTH .....	0.6
14	4131Q7	COVER, TANK SIDE :RIGHT .....	0.2
15	4131Q6	COVER, TANK SIDE :LEFT .....	0.2
	4131Q8	COVER, TANK SIDE :BOTH .....	0.4

KYJ8F4301

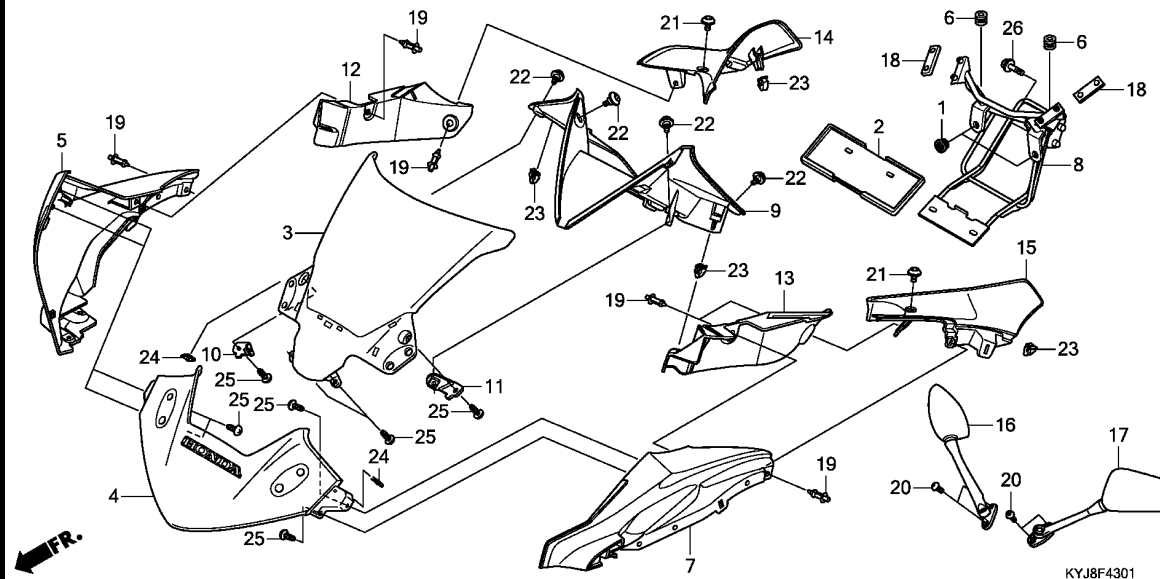
3

Ref. No.	Part No.	Description	Reqd. QTY		Serial No.	Parts catalogue code
			CBR 250R B	CBR 250RA B		
1	61304-KRY-900	RUBBER, HEADLIGHT CASE MOUNTING	2	2	-----	IN
2	61316-KCJ-660	GUARD, NUMBER PLATE .....	1	1	-----	IN
3	64110-KYJ-900	SCREEN, WIND .....	1	1	-----	IN
4	64200-KYJ-900ZD	COWL SET, FR. UPPER(WL)				
	*TYPE2 1*	.....	1	1	-----	IN
	64200-KYJ-900ZE	*TYPE1 1* .....	1	1	-----	IN
	64200-KYJ-900ZF	*TYPE3 1* .....	1	1	-----	IN
5	64210-KPP-T00ZH	COWL, R. FR. SIDE				
	*NH411M*FORCE SILVER METALLIC	.....	1	1	-----	IN
6	64216-GJ2-730	RUBBER, SCREEN SETTING .....	2	2	-----	IN
7	64220-KPP-T00ZH	COWL, L. FR. SIDE				
	*NH411M*FORCE SILVER METALLIC	.....	1	1	-----	IN
8	64221-KYJ-970	STAY COMP., FR. COWL UPPER ..	1	1	-----	IN
9	64260-KPP-T00	COWL, FR. INNER .....	1	1	-----	IN
10	64261-KPP-T00	STAY, R. FR. INNER COWL .....	1	1	-----	IN
11	64262-KPP-T00	STAY, L. FR. INNER COWL .....	1	1	-----	IN
12	64270-KPP-T00	COWL, R. SIDE INNER .....	1	1	-----	IN
13	64280-KPP-T00	COWL, L. SIDE INNER .....	1	1	-----	IN
14	64460-KYJ-900ZC	LID, R. TANK				
	*R4C*.....CANDY RUBY RED	.....	1	1	-----	IN
	64460-KYJ-900ZD	*NHA35M*				
	.....ASTEROID BLACK METALLIC	.....	1	1	-----	IN
	64460-KYJ-900ZE	*NHA95M*SWORD SILVER METALLIC	1	1	-----	IN
15	64470-KYJ-900ZC	LID, L. TANK				
	*R4C*.....CANDY RUBY RED	.....	1	1	-----	IN

# F-43-1

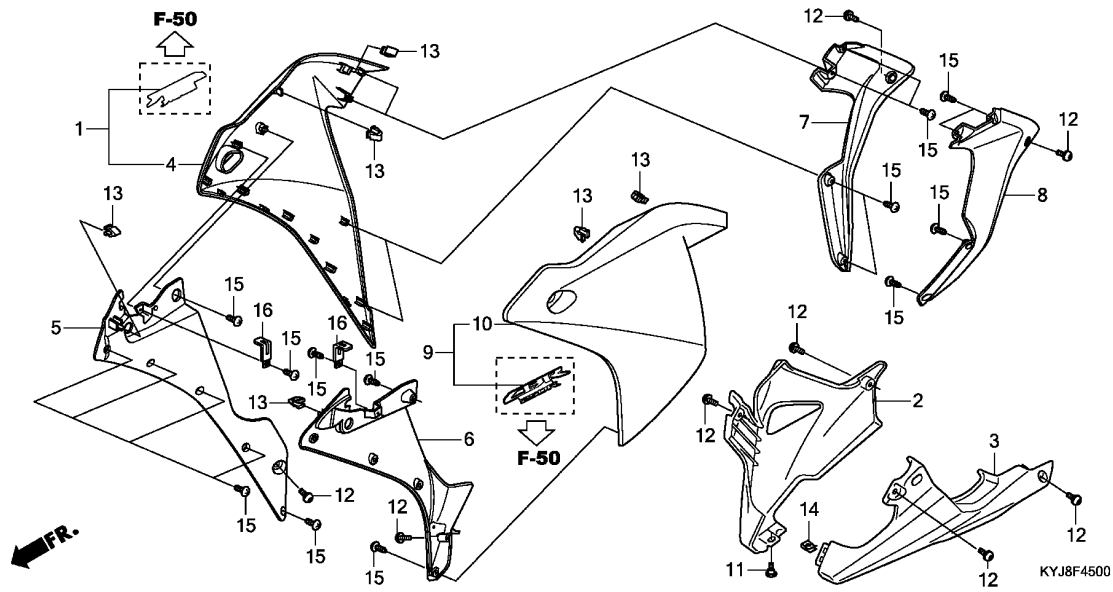
# UPPER COWL(IN)

J 7



Ref. No.	Part No.	Description	Reqd. QTY		Serial No.	Parts catalogue code
			CBR B	CBR 250R 250RA B		
15)	64470-KYJ-900ZD	LID, L. TANK *NHA35M*				
		ASTEROID BLACK METALLIC	1	1	-----	IN
	64470-KYJ-900ZE	*NHA95M*SWORD SILVER METALLIC	1	1	-----	IN
16	88110-KPP-T01	MIRROR ASSY., R. BACK .....	1	1	-----	IN
17	88120-KPP-T01	MIRROR ASSY., L. BACK .....	1	1	-----	IN
18	88201-KPP-T00	RUBBER, BACK MIRROR .....	2	2	-----	IN
19	90116-KWT-900	RIVET, PUSH, 7MM .....	6	6	-----	IN
20	90130-KPP-T00	BOLT, SOCKET, 6X13 .....	4	4	-----	IN
21	90132-KPP-T00	SCREW, PAN, 6X10 .....	2	2	-----	IN
22	90134-KPP-T00	SCREW, PAN, 5X14 .....	4	4	-----	IN
23	90666-SDA-A01	CLIP, SNAP FITTING(PO) (NATURAL)	4	4	-----	IN
24	90677-KAN-T00	NUT, CLIP, 5MM .....	2	2	-----	IN
25	93903-24380	SCREW, TAPPING, 4X12 .....	8	8	-----	IN
26	95701-08032-00	BOLT, FLANGE, 8X32 .....	2	2	-----	IN

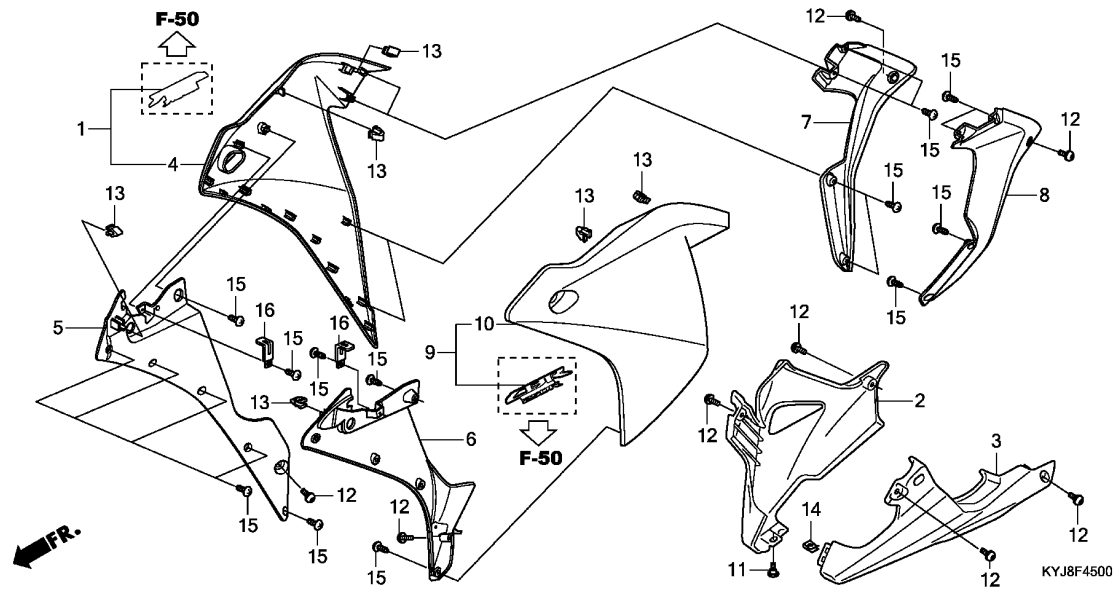
3



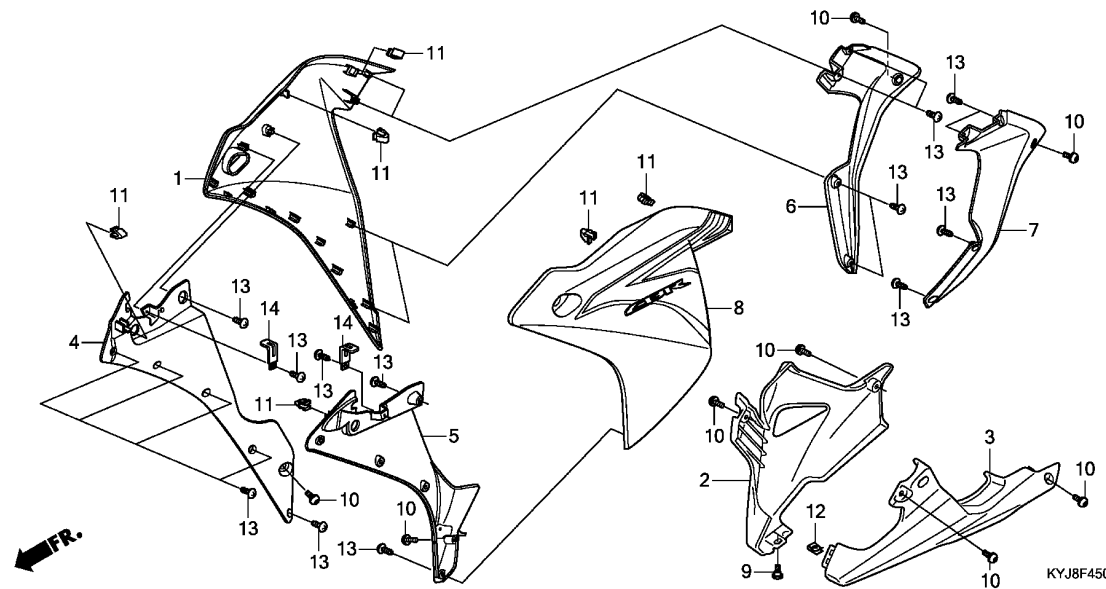
Ref. No.	L.O.N.	(Relative ref. Number) Description	F.R.T.
1		(4,7)	
1	4111D4	COWL, MIDDLE :RIGHT .....	0.3
2	4111D7	COWL, LOWER :RIGHT .....	0.3
3	4111D6	COWL, LOWER :LEFT .....	0.3
	4111H1	COWL, LOWER :BOTH .....	0.3
5	4111G8	COWL, INNER MIDDLE :RIGHT ....	0.3
6	4111G9	COWL, INNER MIDDLE :LEFT .....	0.3
	4111H0	COWL, INNER MIDDLE :BOTH .....	0.6
9		(8,10)	
	4111D3	COWL, MIDDLE :LEFT .....	0.3
	4111D5	COWL, MIDDLE :BOTH .....	0.6

3

Ref. No.	Part No.	Description	Reqd. QTY		Serial No.	Parts catalogue code
			CBR B	CBR 250R 250RA B		
1	64300-KYJ-900ZA	COWL SET, R. MIDDLE(WL)				
		*TYPE2*	1	1	----- 2U,IN,KO,MA	
	64300-KYJ-900ZC	*TYPE3*	1	-	----- IN,KO,MA	
	64300-KYJ-900ZB	*TYPE1*	1	-	----- IN,KO,MA,U	
	64300-KYJ-900ZC	*TYPE3*	-	1	----- IN,MA	
	64300-KYJ-900ZB	*TYPE1*	-	1	----- IN,MA,U	
	64300-KYJ-900ZD	*TYPE4*	-	1	----- MA	
2	64310-KYJ-900	COWL, R. UNDER	1	1	----- 2U,IN,KO,MA,U	
3	64320-KYJ-900	COWL, L. UNDER	1	1	----- 2U,IN,KO,MA,U	
4	64330-KPP-T00ZA	COWL, R. MIDDLE				
		*NHA35M*				
	64330-KPP-T00ZC	ASTEROID BLACK METALLIC *R4C*	1	1	----- MA	
	64330-KPP-T00ZG	*NHA95M*SWORD SILVER METALLIC	1	1	----- MA	
	64330-KPP-T00ZD	*NH196*	-	1	----- MA	
5	64350-KPP-T00	COWL, R. INNER MIDDLE	1	1	----- 2U,IN,KO,MA,U	
6	64360-KPP-T00	COWL, L. INNER MIDDLE	1	1	----- 2U,IN,KO,MA,U	
7	64370-KYJ-900ZC	PANEL, R. MIDDLE				
		*NHA35M*				
	64370-KYJ-900ZD	ASTEROID BLACK METALLIC *NH411M*FORCE SILVER METALLIC	1	1	----- 2U	
	64370-KYJ-900ZA	*NH196*	-	1	----- IN,KO,MA,U	
		MA				
8	64380-KYJ-900ZC	PANEL, L. MIDDLE				
		*NHA35M*				
	64380-KYJ-900ZD	ASTEROID BLACK METALLIC *NH411M*FORCE SILVER METALLIC	1	1	----- 2U	
	64380-KYJ-900ZA	*NH196*	-	1	----- IN,KO,MA,U	
		MA				



Ref. No.	Part No.	Description	Reqd. QTY		Serial No.	Parts catalogue code
			CBR B	CBR 250R 250RA B		
9	64400-KYJ-900ZA	COWL SET, L. MIDDLE(WL)				
		*TYPE2*	1	1	-----	2U,IN,KO,MA
	64400-KYJ-900ZC	*TYPE3*	1	-	-----	IN,KO,MA
	64400-KYJ-900ZB	*TYPE1*	1	-	-----	IN,KO,MA,U
	64400-KYJ-900ZC	*TYPE3*	-	1	-----	IN,MA
	64400-KYJ-900ZB	*TYPE1*	-	1	-----	IN,MA,U
	64400-KYJ-900ZD	*TYPE4*	-	1	-----	MA
10	64430-KPP-T00ZA	COWL, L. MIDDLE *NHA35M*				
		ASTEROID BLACK METALLIC	1	1	-----	MA
	64430-KPP-T00ZD	*NHA95M*SWORD SILVER METALLIC	1	1	-----	MA
	64430-KPP-T00ZE	*R4C*.....CANDY RUBY RED	1	1	-----	MA
	64430-KPP-T00ZB	*NH196*.....ROSS WHITE	-	1	-----	MA
11	90115-KPP-900	SCREW, VISOR SPECIAL SETTING	1	1	-----	2U,IN,KO,MA,U
12	90132-KPP-T00	SCREW, PAN, 6X10	8	8	-----	2U,IN,KO,MA,U
13	90666-SDA-A01	CLIP, SNAP FITTING(PO) (NATURAL)	6	6	-----	2U,IN,KO,MA,U
14	90677-KAN-T00	NUT, CLIP, 5MM	1	1	-----	2U,IN,KO,MA,U
15	93903-24380	SCREW, TAPPING, 4X12	22	22	-----	2U,IN,KO,MA,U
16	94591-45000	CLIP, WIRE, 4X50	2	2	-----	2U,IN,KO,MA,U



Ref. No.	L.O.N.	(Relative ref. Number) Description	F.R.T.
1		(6)	
4111D4		COWL, MIDDLE :RIGHT .....	0.3
4111D7		COWL, LOWER :RIGHT .....	0.3
4111D6		COWL, LOWER :LEFT .....	0.3
4111H1		COWL, LOWER :BOTH .....	0.3
4111G8		COWL, INNER MIDDLE :RIGHT ....	0.3
4111G9		COWL, INNER MIDDLE :LEFT .....	0.3
4111H0		COWL, INNER MIDDLE :BOTH .....	0.6
8		(7)	
4111D3		COWL, MIDDLE :LEFT .....	0.3
4111D5		COWL, MIDDLE :BOTH .....	0.6

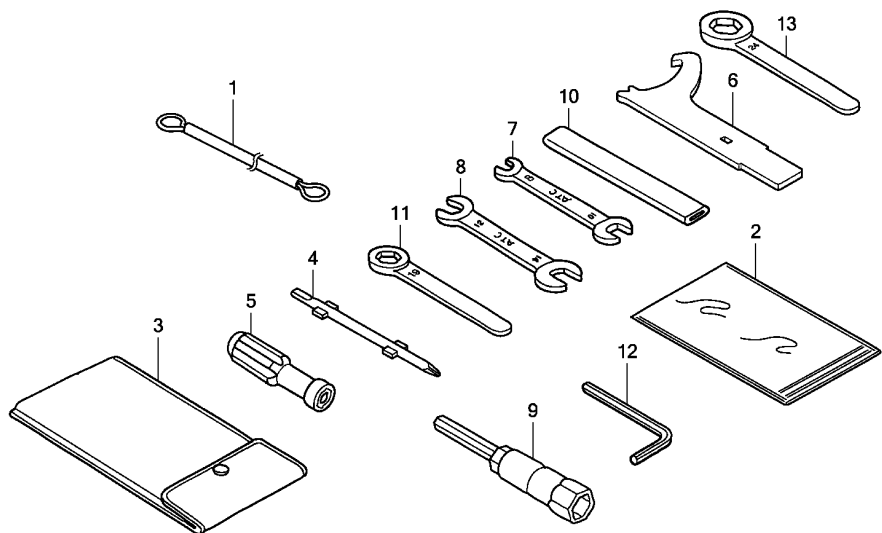
3

Ref. No.	Part No.	Description	Reqd. QTY		Serial No.	Parts catalogue code
			CBR B	CBR 250R 250RA B		
1	64300-KYJ-960ZA	COWL SET, R. MIDDLE(WL) *TYPE1*	1	-	-----	3U
2	64310-KYJ-900	COWL, R. UNDER .....	1	-	-----	3U
3	64320-KYJ-900	COWL, L. UNDER .....	1	-	-----	3U
4	64350-KPP-T00	COWL, R. INNER MIDDLE .....	1	-	-----	3U
5	64360-KPP-T00	COWL, L. INNER MIDDLE .....	1	-	-----	3U
6	64370-KYJ-900ZA	PANEL, R. MIDDLE *NH196*.....ROSS WHITE	1	-	-----	3U
7	64380-KYJ-900ZA	PANEL, L. MIDDLE *NH196*.....ROSS WHITE	1	-	-----	3U
8	64400-KYJ-960ZA	COWL SET, L. MIDDLE(WL) *TYPE1*	1	-	-----	3U
9	90115-KPP-900	SCREW, VISOR SPECIAL SETTING	1	-	-----	3U
10	90132-KPP-T00	SCREW, PAN, 6X10 .....	8	-	-----	3U
11	90666-SDA-A01	CLIP, SNAP FITTING(PO) (NATURAL)	6	-	-----	3U
12	90677-KAN-T00	NUT, CLIP, 5MM .....	1	-	-----	3U
13	93903-24380	SCREW, TAPPING, 4X12 .....	22	-	-----	3U
14	94591-45000	CLIP, WIRE, 4X50 .....	2	-	-----	3U

F-48

TOOLS

J11



KYJ8F4800

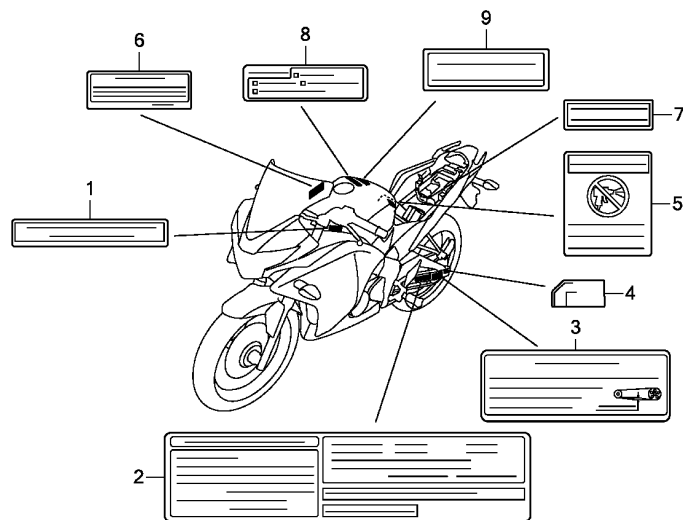
Ref. L.O.N. (Relative ref. Number) F.R.T.  
No. Description

NO INFORMATION .....

Ref. No.	Part No.	Description	Reqd. QTY		Serial No.	Parts catalogue code
			CBR 250R	CBR 250RA		
1	77236-KAZ-780	WIRE, HELMET SET .....	1	1		
2	77251-GR1-000	BAG, SERVICE BOOK .....	1	1		
3	89101-MC7-000	BAG, TOOL .....	1	1		
4	89102-538-000	DRIVER, SCREW(NO.2 + -) .....	1	1		
5	89103-538-000	GRIP .....	1	1		
6	89202-KY1-700	SPANNER, PIN .....	1	1		
7	89211-KWW-601	SPANNER, 8X10 .....	1	1		
8	89213-KWW-601	SPANNER, 12X14 .....	1	1		
9	89216-KYJ-900	WRENCH, PLUG .....	(1)	(1)		
10	89217-KGH-900	HANDLE, EYE WRENCH .....	1	1		
11	89219-KWW-601	WRENCH, EYE, 19MM .....	1	1		
12	89221-429-000	WRENCH, HEX., 5MM .....	1	1		
13	99006-24000	WRENCH, EYE, 24MM .....	1	1		

3





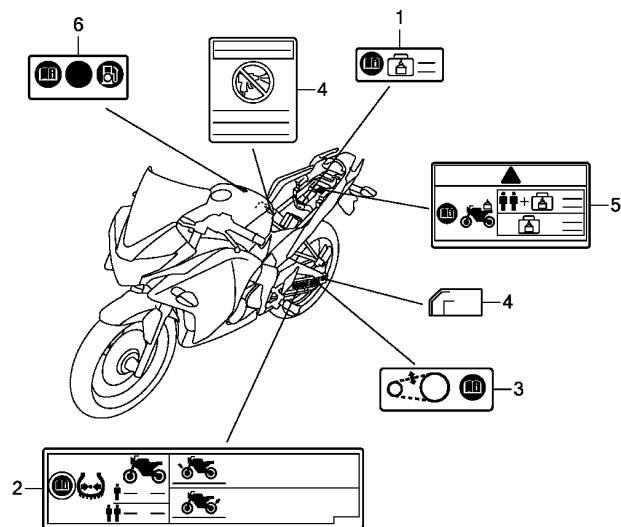
KYJ8F4900

Ref. L.O.N. (Relative ref. Number) F.R.T.  
No. Description

NO INFORMATION .....

3

Ref. No.	Part No.	Description	Reqd. QTY		Serial No.	Parts catalogue code
			CBR B	CBR 250R 250RA B		
1	87125-GB0-900	PLATE, NAME .....	1	1	-----	KO
2	87505-KYJ-970	LABEL, TIRE(INDONESIA) .....	1	1	-----	IN
	87505-KYJ-980	LABEL, TIRE(KOREAN) .....	1	1	-----	KO
	87505-KYJ-920	LABEL, TIRE(ENGLISH) .....	1	1	-----	MA
3	87507-KYJ-970	LABEL, DRIVE CHAIN(INDONESIA) .....	1	1	-----	IN
	87507-KYJ-980	LABEL, DRIVE CHAIN(KOREAN) ..	1	1	-----	KO
	87507-MZ8-W00	LABEL, DRIVE CHAIN .....	1	1	-----	MA
4	87508-KYJ-970	LABEL, CHAIN ADJUSTER (INDONESIA) .....	1	1	-----	IN
	87508-KYJ-980	LABEL, CHAIN ADJUSTER(KOREAN) .....	1	1	-----	KO
	87508-MN8-670	LABEL, CHAIN ADJUSTER .....	1	1	-----	MA
	87509-KWP-900	.....	1	1	-----	MA
5	87509-KWW-A40	LABEL, AIR CLEANER ELEMENT NOTICE .....	1	1	-----	IN
	87509-KWP-900	.....	1	1	-----	MA
6	87522-MAB-600	LABEL, VISOR CAUTION .....	1	1	-----	MA
7	87523-KPP-980	LABEL, CARGO LIMIT(3.0) (KOREAN) .....	1	1	-----	KO
	87560-KVB-930	LABEL, DRIVE CAUTION .....	1	1	-----	IN
8	87560-MBR-871	LABEL, DRIVE CAUTION(KOREAN) .....	1	1	-----	KO
	87560-KTT-950	LABEL, DRIVE CAUTION .....	1	1	-----	MA
9	87586-KVB-930	LABEL, FUEL .....	1	1	-----	IN



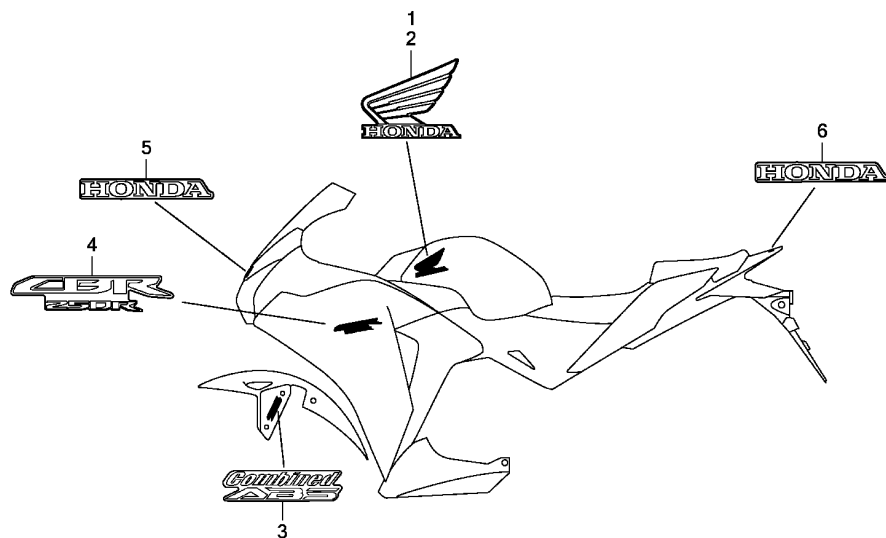
KYJ8F4901

Ref. (Relative ref. Number)  
No. L.O.N. Description F.R.T.

NO INFORMATION .....

Ref. No.	Part No.	Description	Reqd. QTY		Serial No.	Parts catalogue code
			CBR 250R B	CBR 250RA B		
1	81220-KTW-A60	LABEL, CARGO LIMIT(3.0KG) ...	1	1	-----	2U,3U,U
2	87505-KYJ-960	LABEL, TIRE .....	1	1	-----	2U,3U,U
3	87507-KYJ-960	LABEL, DRIVE CHAIN .....	1	1	-----	2U,3U,U
4	87508-MN8-670	LABEL, CHAIN ADJUSTER .....	1	1	-----	2U,3U,U
5	87512-KYJ-960	LABEL, ACCESSORIES & LOADING	1	1	-----	2U,3U,U
6	87586-MGN-D00	LABEL, FUEL & DRIVE .....	1	1	-----	2U,3U,U





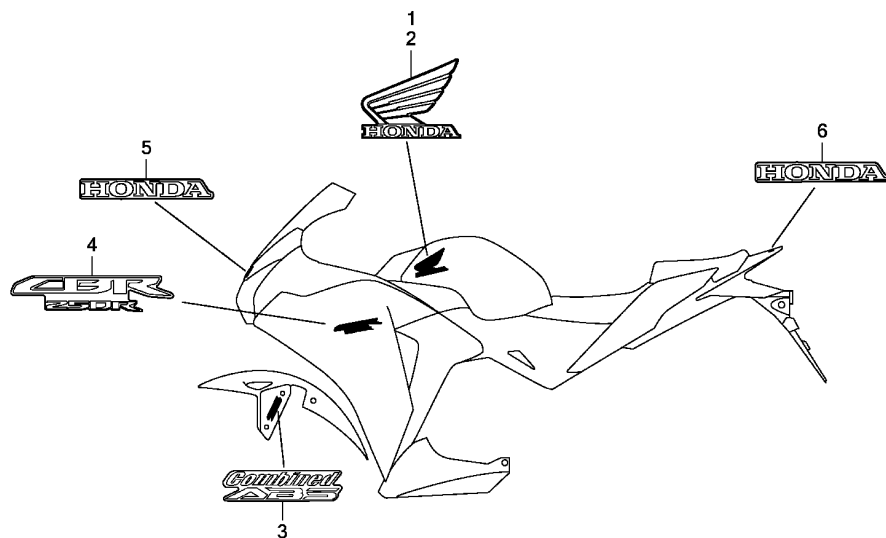
KYJ8F5000

Ref. L.O.N. (Relative ref. Number) F.R.T.  
No. Description

NO INFORMATION .....

3

Ref. No.	Part No.	Description	Reqd. QTY		Serial No.	Parts catalogue code
			CBR 250R B	CBR 250RA B		
1	86171-KPP-T00ZJ	MARK, R. WING				
		*TYPE8*	1	1	-----	2U,IN,KO,MA
	86171-KPP-T00ZF	*TYPE6*	1	-	-----	IN,KO,MA
	86171-KPP-T00ZC	*TYPE5*	1	-	-----	IN,KO,MA,U
	86171-KPP-T00ZF	*TYPE6*	-	1	-----	IN,MA
	86171-KPP-T00ZC	*TYPE5*	-	1	-----	IN,MA,U
	86171-KPP-T00ZA	*TYPE1*	-	1	-----	MA
2	86172-KPP-T00ZJ	MARK, L. WING				
		*TYPE8*	1	1	-----	2U,IN,KO,MA
	86172-KPP-T00ZF	*TYPE6*	1	-	-----	IN,KO,MA
	86172-KPP-T00ZC	*TYPE5*	1	-	-----	IN,KO,MA,U
	86172-KPP-T00ZF	*TYPE6*	-	1	-----	IN,MA
	86172-KPP-T00ZC	*TYPE5*	-	1	-----	IN,MA,U
	86172-KPP-T00ZA	*TYPE1*	-	1	-----	MA
3	86611-KYJ-910ZA	MARK, ABS				
		*TYPE1*	-	2	-----	
4	86641-KYJ-900ZA	MARK (CBR250R)				
		*TYPE2*	2	2	-----	2U,IN,KO,MA
	86641-KYJ-900ZC	*TYPE3*	2	-	-----	IN,KO,MA
	86641-KYJ-900ZB	*TYPE1*	2	-	-----	IN,KO,MA,U
	86641-KYJ-900ZC	*TYPE3*	-	2	-----	IN,MA
	86641-KYJ-900ZB	*TYPE1*	-	2	-----	IN,MA,U
	86641-KYJ-900ZD	*TYPE4*	-	2	-----	MA
5	86645-KYJ-900ZA	MARK, HONDA (80MM)				
		*TYPE2*	1	1	-----	2U,IN,KO,MA
	86645-KYJ-900ZC	*TYPE3*	1	-	-----	IN,KO,MA
	86645-KYJ-900ZB	*TYPE1*	1	-	-----	IN,KO,MA,U
	86645-KYJ-900ZC	*TYPE3*	-	1	-----	IN,MA
	86645-KYJ-900ZB	*TYPE1*	-	1	-----	IN,MA,U



KYJ8F5000

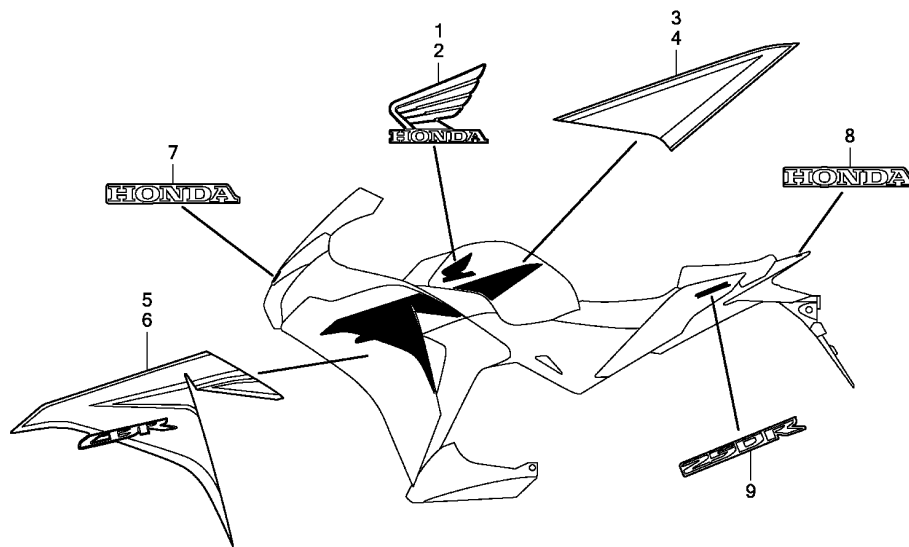
Ref. No.	Part No.	Description	Reqd. QTY		Serial No.	Parts catalogue code
			CBR 250R B	CBR 250RA B		
(5)	86645-KYJ-900ZE	MARK, HONDA(80MM) *TYPE5*.....	-	1	-----	MA
6	86831-KPP-T00ZA	MARK, HONDA(55MM) *TYPE1*.....	1	1	-----	2U,IN,KO,MA,U



F-50-1

MARK(3U)

J16



KYJ8F5001

Ref. No.	L.O.N.	(Relative ref. Number)	Description	F.R.T.
----------	--------	------------------------	-------------	--------

NO INFORMATION .....

Ref. No.	Part No.	Description	Reqd. QTY		Serial No.	Parts catalogue code
			CBR 250R B	CBR 250RA B		
1	86171-KPP-T00ZB	MARK, R. WING *TYPE4*	1	-	-----	3U
2	86172-KPP-T00ZB	MARK, L. WING *TYPE4*	1	-	-----	3U
3	86173-KYJ-960ZA	STRIPE, R. FUEL TANK *TYPE1*	1	-	-----	3U
4	86174-KYJ-960ZA	STRIPE, L. FUEL TANK *TYPE1*	1	-	-----	3U
5	86643-KYJ-960ZA	STRIPE, R. MIDDLE COWL *TYPE1*	1	-	-----	3U
6	86644-KYJ-960ZA	STRIPE, L. MIDDLE COWL *TYPE1*	1	-	-----	3U
7	86645-KYJ-900ZD	MARK, HONDA(80MM) *TYPE4*	1	-	-----	3U
8	86831-KPP-T00ZA	MARK, HONDA(55MM) *TYPE1*	1	-	-----	3U
9	86832-KYJ-960ZA	MARK(250R) *TYPE1*	2	-	-----	3U

3

# PART NO. INDEX



Part Number	Address	Page	Ref.	Part Number	Address	Page	Ref.	Part Number	Address	Page	Ref.	Part Number	Address	Page	Ref.				
<b>06000</b>				14440-KYJ-900	E4	39	5	14945-KT7-013	E6	41	14	16433-HN8-A61	F7	58	12				
06160-KYJ-900	H10	84	1	14451-KYJ-900	E4	39	6	14946-KT7-013	E6	41	14	16435-HN8-A61	F7	58	13				
06410-KEA-750	H8	82	1	14510-KYJ-900	E7	42	2	14947-KT7-013	E6	41	14	16450-MFE-641	F7	58	14				
06431-MA3-405	H1	75	1	14517-KYJ-900	E7	42	3	14948-KT7-013	E6	41	14	16472-MCW-000	F7	58	15				
06435-KYJ-901	H7	81	1	14520-KYJ-901	E7	42	4	14949-KT7-013	E6	41	14	16473-P7A-004	F7	58	16				
06451-443-405	H7	81	2	14546-KYJ-900	E7	42	5	14950-KT7-013	E6	41	14	16700-KYJ-901	H10	84	3				
06451-GE2-405	G16	74	1	14560-KGH-900	E7	42	6	14951-KT7-013	E6	41	14	16718-KTW-900	H10	84	4				
06451-MZ2-405	H1	75	2	14611-KYJ-900	E7	42	7	14952-KT7-013	E6	41	14	16912-KYJ-900	H10	84	5				
06455-KYJ-901	G16	74	2	14711-KYJ-900	E4	39	7	14953-KT7-013	E6	41	14	<b>17000</b>							
06455-KYJ-911	H1	75	3	14721-KYJ-900	E4	39	8	14954-KT7-013	E6	41	14	<b>19000</b>							
<b>11000</b>				14751-KYJ-900	E4	39	9	14955-KT7-013	E6	41	14	17211-KYJ-900	H15	89	1	19010-KYJ-901	J1	107	1
11100-KYJ-900	F1	52	1	14761-KYJ-900	E4	39	10	14956-KT7-013	E6	41	14	17213-KYJ-900	H15	89	2	19010-KYJ-921	J1	107	1
11107-KYJ-900	F1	52	2	14771-MFL-000	E4	39	11	14957-KT7-013	E6	41	14	17214-KYJ-900	H15	89	3	19010-KYJ-961	J1	107	1
11152-KS4-003	G6	64	1	14775-KYJ-900	E4	39	12	14958-KT7-013	E6	41	14	17215-KYJ-900	H15	89	4	19014-KEA-003	J1	107	2
11200-KYJ-900	F1	52	3	14781-MLO-720	E4	39	13	14959-KT7-013	E6	41	14	17220-KYJ-900	H15	89	5	19015-KYJ-901	J1	107	3
11300-KYJ-900	E9	44	1	14901-KT7-013	E4	39	14	14960-KT7-013	E6	41	14	17225-KYJ-900	H15	89	6	19016-KEA-003	J1	107	4
11341-KYJ-900	E13	48	1	14902-KT7-013	E4	39	14	14961-KT7-013	E6	41	14	17232-KYJ-900	H13	87	1	19020-KVZ-631	J1	107	5
11360-KYJ-900	E13	48	2	14903-KT7-013	E4	39	14	14962-KT7-013	E6	41	14	17234-KCW-871	H15	89	7	19045-KPC-871	J1	107	6
11394-KYJ-900	E9	44	2	14904-KT7-013	E4	39	14	14963-KT7-013	E6	41	14	17235-KYJ-900	H15	89	8	19045-KPP-T01	J1	107	6
11395-KYJ-900	E13	48	3	14905-KT7-013	E4	39	14	14964-KT7-013	E6	41	14	17240-KYJ-900	H15	89	9	19055-KPC-871	J1	107	7
<b>12000</b>				14906-KT7-013	E4	39	14	14965-KT7-013	E6	41	14	17245-KYJ-900	H15	89	10	19055-KPC-D51	J1	107	7
12010-KYJ-960	E2	37	1	14907-KT7-013	E4	39	14	14966-KT7-013	E6	41	14	17253-KYJ-900	H15	89	11	19055-KPP-T01	J1	107	7
12100-KYJ-900	E8	43	1	14908-KT7-013	E4	39	14	14967-KT7-013	E6	41	14	17255-MCG-000	H15	89	12	19062-KYJ-900	J1	107	8
12191-KYJ-900	E8	43	2	14909-KT7-013	E4	39	14	14968-KT7-013	E6	41	14	17265-KYJ-900	H15	89	13	19067-KYJ-900	J1	107	9
12204-KYJ-305	E2	37	2	14910-KT7-013	E4	39	14	14969-KT7-013	E6	41	14	17370-419-700	H15	89	14	19080-KYJ-901	J1	107	10
12205-KYJ-305	E2	37	3	14911-KT7-013	E4	39	14	<b>15000</b>				17410-KYJ-900	H15	89	15	19109-KPC-640	J1	107	11
12207-KYJ-900	E2	37	4	14912-KT7-013	E4	39	14	15100-KYJ-900	E16	51	1	17418-KYJ-960	H10	84	6	19109-KWC-900	J1	107	11
12209-MLO-722	E4	39	1	14913-KT7-013	E4	39	14	15119-KYJ-901	E16	51	2	17507-KYJ-900	H10	84	7	19110-KYJ-900	J1	107	12
12251-KYJ-901	E2	37	5	14914-KT7-013	E4	39	14	15130-KYJ-900	E16	51	3	17520-KYJ-900ZB	H10	84	8	19111-KYJ-900	J1	107	13
12300-KYJ-900	E1	36	1	14915-KT7-013	E5	40	14	15220-KYJ-900	E16	51	4	17520-KYJ-900ZD	H10	84	8	19120-KYJ-900	E9	44	10
12341-MAT-750	E1	36	2	14916-KT7-013	E5	40	14	15326-KT7-000	E9	44	3	17520-KYJ-900ZG	H10	84	8	19125-KYJ-900	J1	107	14
12391-KYJ-901	E1	36	3	14917-KT7-013	E5	40	14	15410-KYJ-901	E9	44	4	17520-KYJ-900ZH	H10	84	8	19215-KGH-900	E9	44	11
<b>13000</b>				14918-KT7-013	E5	40	14	15411-KYJ-900	E9	44	5	17520-KYJ-900ZK	H10	84	8	19217-P72-013	E9	44	12
13000-KYJ-900	F2	53	1	14919-KT7-013	E5	40	14	15412-KYJ-900	E9	44	6	17520-KYJ-960ZB	H10	84	8	19220-KYJ-900	E9	44	13
13010-KYJ-305	F2	53	2	14920-KT7-013	E5	40	14	15412-KYJ-900	E9	44	6	17520-KYJ-960ZB	H10	84	9	19226-KYJ-901	E9	44	14
13101-KYJ-900	F2	53	3	14921-KT7-013	E5	40	14	15413-MC8-000	E9	44	7	17525-KPP-T00	H10	84	10	19241-KYJ-900	E9	44	15
13111-MEL-000	F2	53	4	14922-KT7-013	E5	40	14	15414-KF0-000	E9	44	8	17543-KYJ-900	I16	106	1	19300-KGF-911	E2	37	8
13112-KYJ-900	F2	53	5	14923-KT7-013	E5	40	14	15421-KYJ-900	F1	52	5	17570-KYJ-901	H10	84	11	19321-KYJ-900	E2	37	9
13312-KYJ-901	F1	52	4	14924-KT7-013	E5	40	14	15422-KYJ-901	E9	44	6	17572-KTR-941	H10	84	12	19517-ML7-691	J1	107	15
13313-KYJ-901	F1	52	4	14925-KT7-013	E5	40	14	15413-MC8-000	E9	44	7	17577-KSS-B31	H10	84	13	<b>22000</b>			
13314-KYJ-901	F1	52	4	14926-KT7-013	E5	40	14	15414-KF0-000	E9	44	8	17613-KPP-T00	H10	84	14	22100-KYJ-902	E11	46	1
13410-KYJ-900	F3	54	1	14927-KT7-013	E5	40	14	15414-KF0-000	E9	44	8	17614-KPP-T00	H10	84	15	22116-KYJ-900	E11	46	2
13417-KYJ-900	F2	53	6	14928-KT7-013	E5	40	14	15611-KA4-710	E9	44	9	17620-MCB-611	H10	84	16	22121-KYJ-902	E11	46	3
13421-KYJ-900	F3	54	2	14929-KT7-013	E5	40	14	15771-KV6-000	H10	84	2	17724-102-700	H15	89	17	22201-KYJ-902	E11	46	4
<b>14000</b>				14930-KT7-013	E5	40	14	15772-551-000	H16	90	1	17910-KYJ-901	G3	61	1	22321-KYJ-902	E11	46	5
14110-KYJ-900	E4	39	2	14931-KT7-013	E5	40	14	<b>16000</b>				17920-KYJ-901	G3	61	2	22350-KYJ-902	E11	46	6
14210-KYJ-900	E4	39	3	14932-KT7-013	E5	40	14	16060-KYJ-901	F7	58	1	17614-KPP-T00	H10	84	15	22401-KYJ-902	E11	46	7
14311-KYJ-900	F2	53	7	14933-KT7-013	E5	40	14	16080-KPH-701	F7	58	2	17620-MCB-611	H10	84	16	22810-KYJ-900	E9	44	16
14401-KYJ-901	E7	42	1	14934-KT7-013	E5	40	14	16081-KYJ-901	F7	58	3	17724-102-700	H15	89	17	22815-KMF-700	E9	44	17
14430-KYJ-900	E4	39	4	14935-KT7-013	E5	40	14	16082-KYJ-901	F7	58	4	17910-KYJ-901	G3	61	1	22821-KYJ-900	E9	44	18
<b>14000</b>				14936-KT7-013	E5	40	14	16169-MFR-671	F7	58	5	17920-KYJ-901	G3	61	2	22847-KYJ-900	E11	46	8
14110-KYJ-900	E4	39	2	14937-KT7-013	E5	40	14	16196-HP6-A01	F7	58	6	<b>18000</b>				22870-KYJ-900	G3	61	3
14210-KYJ-900	E4	39	3	14938-KT7-013	E5	40	14	16211-KYJ-901	E2	37	6	18291-MEB-670	I1	91	1				
14311-KYJ-900	F2	53	7	14939-KT7-013	E5	40	14	16217-KYJ-900	E2	37	7	18293-MNO-000	I1	91	2				
14401-KYJ-901	E7	42	1	14940-KT7-013	E5	40	14	16400-KYJ-901	F7	58	7	18310-KYJ-900	I1	91	3				
14430-KYJ-900	E4	39	4	14941-KT7-013	E5	40	14	16410-KYJ-901	F7	58	8	18320-KYJ-900	I1	91	4				
<b>14000</b>				14942-KT7-013	E5	40	14	16422-HP5-602	F7	58	9	18345-MBT-610	I1	91	5				
14110-KYJ-900	E4	39	2	14943-KT7-013	E5	40	14	16430-KYJ-901	F7	58	10	18355-KYJ-900	I1	91	6				
14210-KYJ-900	E4	39	3	14944-KT7-013	E6	41	14	16432-HP5-601	F7	58	11	18356-KYJ-900	I1	91	7				
14311-KYJ-900	F2	53	7									18373-KYJ-900	I1	91	8				
14401-KYJ-901	E7	42	1																
14430-KYJ-900	E4	39	4																





# PART NO. INDEX

Part Number	Address	Page	Ref.	Part Number	Address	Page	Ref.	Part Number	Address	Page	Ref.	Part Number	Address	Page	Ref.
44650-KYJ-910ZA	H2	76	7		H5	79	15	51000				53192-268-000	G3	61	15
44711-KYJ-901	H2	76	8	45520-MG7-006	G5	63	11					53208-KGA-900	G10	68	12
					G6	64	13					53213-MB4-771	G11	69	1
45000				45521-GW0-911	H3	77	14	51400-KYJ-901	G14	72	1	53214-371-010	G11	69	2
					H5	79	16	51401-KYJ-901	G14	72	2	53219-KYJ-900	G11	69	3
45107-MAJ-G41	H1	75	7	45521-HA2-006	G5	63	12	51402-KYJ-901	G14	72	3	53220-KYJ-900	G11	69	4
45107-MN5-006	G16	74	5		G6	64	14	51403-ME4-003	G14	72	4	53300-KYJ-900	G10	68	13
45108-MBT-D52	H1	75	8	45530-471-831	G6	64	15	51410-KYJ-901	G14	72	5				
45108-ML7-922	G16	74	6	45530-MN9-305	G5	63	13	51411-MG1-003	G14	72	6	57000			
45111-MA3-006	H7	81	14					51412-461-003	G14	72	7				
45111-MAJ-G41	H1	75	9	46000				51414-KFB-901	G14	72	8	57110-KYJ-911	G8	66	3
	H7	81	15					51415-KFB-901	G14	72	9				
45112-ML7-921	G16	74	7	46182-MEL-D21	H3	77	15	51420-KYJ-901	G14	72	10	60000			
45112-MZ2-006	H1	75	10		H5	79	17	51420-KYJ-921	G14	72	10				
45120-KYJ-901	H2	76	9	46300-MFG-D21	G9	67	8	51432-KAZ-003	G14	72	11	60114-KYJ-920	G12	70	2
45125-KYJ-901	G5	63	2	46400-KYJ-911	G8	66	1	51437-ML7-691	G14	72	12	60115-KYJ-920	G12	70	3
45125-KYJ-911	G6	64	4	46500-KYJ-900	I2	92	7	51440-KYJ-901	G14	72	13				
45126-KYJ-911	G6	64	5	46504-MAL-601	H3	77	16	51447-KR6-003	G14	72	14	61000			
45127-KYJ-911	G6	64	6		H5	79	18	51450-KAS-901	G14	72	15				
45131-KYJ-910	G9	67	4	46513-KYJ-900	I2	92	8	51490-KWL-003	G14	72	16	61000-KYJ-910ZC	G12	70	4
45131-ML7-921	G16	74	8					51500-KYJ-901	G14	72	17	61000-KYJ-910ZD	G12	70	4
	H1	75	11	50000				51500-KYJ-921	G14	72	17	61000-KYJ-910ZE	G12	70	4
45131-MN9-006	H7	81	16					51520-KYJ-901	G14	72	18	61000-KYJ-910ZG	G12	70	4
45132-166-016	G16	74	9	50100-KYJ-900	I16	106	3	51520-KYJ-921	G14	72	18	61100-KPP-T00ZA	G12	70	5
	H1	75	12	50100-KYJ-910	I16	106	3	52000				61100-KPP-T00ZB	G12	70	5
45132-KYJ-910	G9	67	5	50175-KYJ-900	I7	97	1					61100-KPP-T00ZE	G12	70	5
45133-KYJ-910	G9	67	6	50186-KYJ-900	I8	98	7	52101-KYJ-900	I6	96	7	61100-KPP-T00ZG	G12	70	5
45133-MA3-006	G16	74	10	50204-KYJ-900	I12	102	20	52102-ML4-000	I6	96	8	61100-KPP-T00ZH	G12	70	5
	H1	75	13		I14	104	20	52105-MJ0-000	I6	96	9	61102-KTY-D30	G8	66	4
	H7	81	17	50214-KYJ-900	I13	103	21	52106-KYJ-900	I6	96	10	J1	107	16	
45134-KYJ-910	G9	67	7		I15	105	21	52170-KYJ-900	I6	96	11	61103-KPF-910	G12	70	6
45155-KYJ-900	G5	63	3	50243-KYJ-910	G9	67	9	52200-KYJ-900	I6	96	12	61103-KRY-900	G12	70	7
45156-KYJ-900	G5	63	4	50245-KYJ-910	G8	66	2	52400-KYJ-901	I7	97	2	61104-428-000	H12	86	4
45156-KYJ-910	G6	64	7	50246-KYJ-910	G6	64	16	52463-KYJ-900	I7	97	3	H16	90	7	
45157-KYJ-900	G5	63	5	50247-KYJ-910	G9	67	10	52464-KYJ-900	I7	97	4	61105-KPF-910	G9	67	11
45158-KYJ-900	G10	68	4	50248-KYJ-910	G6	64	17	52465-KYJ-900	I7	97	5	61105-KRY-900	G12	70	9
45161-MCW-D10	H1	75	14	50249-KYJ-910	G6	64	18	52472-KYJ-900	I7	97	6	61304-415-000	J1	107	17
45203-MG3-016	G16	74	11	50315-KPP-T00ZA	H12	86	2	52475-KYJ-900	I7	97	7	61304-KRY-900	I10	100	4
45215-ML7-922	G16	74	12	50325-KPP-T00ZA	H12	86	3					J3	109	1	
45218-MAJ-G41	H1	75	16	50351-KYJ-900	I16	106	4	53000				J6	112	1	
45220-KYJ-901	G16	74	13	50361-KYJ-900	I16	106	5	53100-KYJ-900	G10	68	5	61316-KCJ-660	J6	112	2
45250-KYJ-911	H1	75	17	50530-KYJ-900	I5	95	2	53103-KYJ-900	G10	68	6	61410-KYJ-910	G8	66	5
45290-KFK-006	G16	74	14	50600-KYJ-900	I3	93	1	53104-KYJ-900	G10	68	7	61411-KYJ-910	G8	66	6
45290-MER-R81	H1	75	18	50612-MM5-000	I3	93	2	53107-MJ0-000	G10	68	8				
45504-410-003	G5	63	6	50617-445-840	I3	93	3	53108-MJ0-000	G10	68	9	64000			
	G6	64	8	50619-MM5-000	I3	93	4	53109-MV4-000	G10	68	10	64110-KYJ-900	J3	109	2
	G6	64	8	50639-MLO-010	I3	93	5	53140-KYJ-900	G3	61	9	J6	112	3	
45510-KYJ-901	G5	63	7	50642-MM5-000	I3	93	6	53150-KYJ-900	G10	68	11	64200-KYJ-900ZA	J3	109	3
45510-KYJ-911	G6	64	9	50643-KYJ-900	I3	93	7	53166-KYJ-900	G3	61	10	64200-KYJ-900ZD	J3	109	3
45512-MA6-006	G5	63	8	50644-445-840	I3	93	8	53172-402-700	G3	61	11	J6	112	4	
	G6	64	10	50661-KYJ-900	I3	93	9	53172-KYJ-900	G3	61	12	64200-KYJ-900ZE	J3	109	3
45513-HA2-006	G5	63	9	50700-KYJ-900	I3	93	10	53174-116-670	G3	61	13	J6	112	4	
	G6	64	11	50710-KYJ-900	I3	93	11					64200-KYJ-900ZF	J3	109	3
45513-KWN-671	H3	77	12	50711-KET-600	I3	93	12					J6	112	4	
	H5	79	14	50711-KYJ-900	I3	93	13					J6	112	4	
45517-166-006	G5	63	10	50712-KET-600	I3	93	14	53175-KPP-T01	G5	63	15	J6	112	4	
	G6	64	12	50714-KBA-930	I3	93	15					64200-KYJ-900ZG	J3	109	3
45517-KCW-870	G3	61	8	50715-KYJ-900	I3	93	16	53178-KV0-000	G3	61	14	64200-KYJ-900ZJ	J3	109	3
45520-GW0-911	H3	77	13	50725-KYJ-900	I3	93	17					64210-KPP-T00ZA	J3	109	4





# PART NO. INDEX

K 4

Part Number	Address	Page	Ref.	Part Number	Address	Page	Ref.	Part Number	Address	Page	Ref.	Part Number	Address	Page	Ref.			
64430-KPP-T00ZA	J9	115	10	81000				86831-KPP-T00ZA	J15	121	6	E7	42	9	90131-883-000	F1	52	11
64430-KPP-T00ZB	J9	115	10						J16	122	8	E9	44	20	90131-KBV-003	G16	74	15
64430-KPP-T00ZD	J9	115	10	81220-KTW-A60	J13	119	1	86832-KYJ-960ZA	J16	122	9	E13	48	4		H1	75	19
64430-KPP-T00ZE	J9	115	10									E9	44	21	90131-KPB-751	H2	76	11
64450-KPP-T00ZA	H11	85	18	83000				87000				E13	48	5	90131-KYJ-900	G13	71	11
64450-KPP-T00ZB	H11	85	18									F1	52	8	90131-KYJ-910	H8	82	18
64450-KPP-T00ZE	H11	85	18	83450-KPP-T00ZA	H13	87	2	87125-GB0-900	J12	118	1	E9	44	22	90132-KPP-T00	H14	88	13
64450-KPP-T00ZG	H11	85	18	83500-KPP-T00	H13	87	3	87505-KYJ-920	J12	118	2	F1	52	9		I2	92	10
64450-KPP-T00ZH	H11	85	18	83501-KPP-T00	H13	87	4	87505-KYJ-960	J13	119	2	E2	37	15		J5	111	21
64460-KPP-T00	J4	110	14	83510-KYJ-900	H13	87	5	87505-KYJ-970	J12	118	2	E1	36	7		J7	113	21
64460-KYJ-900ZC	J4	110	14	83545-KCJ-690	H13	87	6	87505-KYJ-980	J12	118	2	E2	37	16		J9	115	12
	J6	112	14					87507-KYJ-960	J13	119	3	E7	42	10		J10	116	10
64460-KYJ-900ZD	J4	110	14	83551-300-000	H11	85	19	87507-KYJ-970	J12	118	3	F6	57	13	90132-KYJ-960	I5	95	5
	J6	112	14	83551-GE2-000	H13	87	7	87507-KYJ-980	J12	118	3	E14	49	3	90133-KPP-T00	H14	88	14
64460-KYJ-900ZE	J4	110	14	83600-KPP-T00	H13	87	8	87507-MZ8-W00	J12	118	3	F1	52	10		I9	99	11
	J6	112	14	83610-KYJ-900	H13	87	9	87508-KYJ-970	J12	118	4	E11	46	9	90134-KPP-T00	J5	111	22
64460-KYJ-900ZF	J4	110	14	83620-KYJ-960ZA	H13	87	10	87508-KYJ-980	J12	118	4	F1	52	11		J7	113	22
64470-KPP-T00	J4	110	15	83630-KYJ-960ZA	H13	87	11	87508-MN8-670	J12	118	4	E15	50	14	90145-MS9-612	G5	63	17
64470-KYJ-900ZC	J4	110	15	83670-KPP-T00ZA	H13	87	10		J13	119	4	F4	55	22		G6	64	23
	J6	112	15	83670-KPP-T00ZC	H13	87	10	87509-KWP-900	J12	118	5	E13	48	6		H3	77	18
64470-KYJ-900ZD	J4	110	15	83670-KPP-T00ZD	H13	87	10	87509-KWW-A40	J12	118	5	E13	48	7		H5	79	20
	J7	113	15	83680-KPP-T00ZA	H13	87	11	87512-KYJ-960	J13	119	5	I7	97	8	90147-KVB-900	I8	98	15
64470-KYJ-900ZE	J4	110	15	83680-KPP-T00ZC	H13	87	11	87522-MAB-600	J12	118	6	I7	97	9	90152-KYJ-900	I7	97	11
	J7	113	15	83680-KPP-T00ZD	H13	87	11	87523-KPP-980	J12	118	7	H3	77	17	90153-KYJ-900	I7	97	12
64470-KYJ-900ZF	J4	110	15	83700-KPP-T00	H13	87	12	87560-KTT-950	J12	118	8	H5	79	19	90175-MCT-640	I8	98	16
								87560-KVB-930	J12	118	8	I7	97	10	90180-MN8-006	H7	81	18
75000				84000				87560-MBR-871	J12	118	8	H8	82	16	90191-KYJ-900	G10	68	16
75581-GN8-920	H12	86	5	84710-MEE-650	I8	98	11	87586-KVB-930	J12	118	9	I2	92	9	90201-KCZ-010	E11	46	10
								87586-MGN-D00	J13	119	6	H2	76	10	90204-634-000	E2	37	17
77000				86000				88000				I5	95	3	90204-MN5-000	F3	54	3
77100-KYJ-900	H12	86	6	86150-KPG-901	G10	68	14	88110-KPP-T01	J4	110	16	G10	68	15	90227-GHR-E00	H15	89	19
77205-286-000	H12	86	7	86150-KPG-902	G10	68	14		J7	113	16	I5	95	4	90235-KPF-900	F2	53	9
77205-KPP-T00	H12	86	8	86150-KTJ-C60	G10	68	14	88120-KPP-T01	J5	111	17	G14	72	19	90301-KGH-901	G13	71	12
77206-KPP-T00	H12	86	10	86171-KPP-T00ZA	J14	120	1		J7	113	17	I8	98	12	90301-KWN-901	I8	98	17
77207-KYJ-900	H12	86	9	86171-KPP-T00ZB	J16	122	1	88201-KPP-T00	J5	111	18	I16	106	8	90301-KYJ-900	I2	92	11
77208-KW7-900	G8	66	7	86171-KPP-T00ZC	J14	120	1		J7	113	18	I11	101	8	90302-425-830	G11	69	5
77220-KYJ-900	H12	86	11	86171-KPP-T00ZF	J14	120	1					G3	61	16	90304-KGA-900	G10	68	17
77234-GN2-000	H12	86	12	86171-KPP-T00ZJ	J14	120	1	89000				I11	101	8	90304-KGH-901	H9	83	19
77236-KAZ-780	J11	117	1	86172-KPP-T00ZA	J14	120	2					G3	61	16		I5	95	6
77239-KVB-900	H12	86	13	86172-KPP-T00ZB	J16	122	2	89101-MC7-000	J11	117	3	I1	91	12		I7	97	13
77240-KYJ-900	H12	86	14	86172-KPP-T00ZC	J14	120	2	89102-538-000	J11	117	4	I16	106	9	90304-KPH-700	I1	91	13
77250-KYJ-900	H12	86	15	86172-KPP-T00ZF	J14	120	2	89103-538-000	J11	117	5	G6	64	21	90305-KCJ-951	I6	96	13
77251-GR1-000	J11	117	2	86172-KPP-T00ZJ	J14	120	2	89202-KY1-700	J11	117	6	G5	63	16	90306-KCJ-951	H9	83	20
77300-KYJ-900	H12	86	16	86173-KYJ-960ZA	J16	122	3	89211-KW-601	J11	117	7	G6	64	22	90306-KGH-901	H2	76	12
77582-KPP-T00	H12	86	17	86174-KYJ-960ZA	J16	122	4	89212-KW-601	J11	117	8	I16	106	10		I7	97	14
				86611-KYJ-910ZA	J14	120	3	89216-KYJ-900	J11	117	9	J9	115	11	90320-MM5-000	I8	98	18
80000				86641-KYJ-900ZA	J14	120	4	89217-KGH-900	J11	117	10	J10	116	9	90321-315-670	G3	61	17
80100-KPP-T00	I8	98	8	86641-KYJ-900ZB	J14	120	4	89219-KWW-601	J11	117	11	G8	66	8	90344-KPL-900	G1	59	7
80100-KYJ-960	I8	98	8	86641-KYJ-900ZC	J14	120	4	89221-429-000	J11	117	12	I13	93	18	90344-KTE-910	H14	88	15
80101-KYJ-900	I8	98	9	86645-KYJ-900ZA	J14	120	5					G14	72	20	90401-KCY-670	E14	49	4
80102-KYJ-900	I11	101	6	86645-KYJ-900ZB	J14	120	5	90000				J5	111	19	90404-KVK-900	E11	46	11
80109-KYJ-900	I11	101	7	86645-KYJ-900ZC	J14	120	5	90002-KGH-900	E1	36	6	J7	113	19	90404-KYJ-902	E11	46	12
80140-KYJ-900	I8	98	10	86645-KYJ-900ZD	J16	122	7	90003-KVS-900	F6	57	12	J18	98	14	90405-KYJ-900	F4	55	23
				86645-KYJ-900ZE	J16	122	7	90005-KYJ-900	E7	42	8	J2	108	19	90406-KYJ-900	F4	55	24
				86645-KYJ-900ZF	J16	122	7	90010-KYJ-900	E9	44	19	I3	93	19	90407-KYJ-900	F5	56	25
				86645-KYJ-900ZE	J15	121	5	90011-KYJ-900	E2	37	14	H8	82	17	90408-KYJ-900	F5	56	26
												J5	111	20	90410-GCC-000	E2	37	18
												J7	113	20	90418-KYJ-900	E2	37	19
												G12	70	10	90423-KW6-900	E9	44	23

4

# PART NO. INDEX

K 5

Part Number	Address	Page	Ref.	Part Number	Address	Page	Ref.	Part Number	Address	Page	Ref.	Part Number	Address	Page	Ref.
90433-MEY-670	F3	54	4	91016-KT8-005	G11	69	8								
90434-KPS-900	E11	46	13	91053-719-005	E10	45	27	93901-22020	H6	80	23	94302-08140	F1	52	15
	F2	53	10	91059-KY2-711	G10	68	19		J2	108	21		E10	45	35
90435-HB3-000	F6	57	14	91071-MJ0-003	I6	96	14	93901-24480	I8	98	20		E13	48	10
90443-KR0-000	F1	52	12	91071-MY1-005	I7	97	15	93901-34320	G1	59	8		F1	52	16
90451-KYJ-900	F5	56	27	91101-121-691	F6	57	17	93903-22480	G2	60	9	94510-14000	F6	57	19
90452-KYJ-900	F5	56	28	91107-KYJ-901	E12	47	5	93903-24380	H14	88	17	94511-15000	I2	92	15
90453-KYJ-900	F5	56	29	91203-KSP-910	F6	57	18		J5	111	25		I6	96	19
90454-KPS-900	F5	56	30	91204-KK0-003	E10	45	28		J7	113	25	94520-35000	F5	56	38
90454-KYJ-900	F5	56	31	91205-965-003	I6	96	15		J9	115	15	94520-37000	F5	56	38
90454-MC7-000	E2	37	20	91205-KF0-003	E10	45	29	93903-25280	J10	116	13	94591-45000	J9	115	16
90455-KYJ-900	F5	56	32	91207-KYJ-901	F5	56	37		H14	88	18		J10	116	14
90457-KRM-840	F6	57	15	91212-422-006	H3	77	20		H16	90	8	95000			
90463-ML7-000	E10	45	24		H5	79	22	93903-25380	I10	100	5				
90485-286-000	G13	71	13	91213-MB2-003	I6	96	16	93903-25480	G1	59	9	95002-02100	J2	108	23
90503-KGA-900	G10	68	18	91213-MB2-006	I6	96	16	93903-34310	H15	89	21	95002-41200-00	H15	89	22
90506-425-830	G11	69	6	91252-MC7-003	H2	76	13	93903-34310	I9	99	12	95002-80000	H15	89	23
90543-MV9-670	E1	36	8	91253-443-761	H9	83	22	93903-34380	I9	99	13	95005-55350-20	J2	108	24
90544-283-000	G14	72	21	91253-443-762	H9	83	22	93913-25380	I9	99	13	95005-55840-20	J2	108	25
90545-300-000	G5	63	18	91254-KAZ-003	G15	73	23	94000	G2	60	10	95005-80770-20	H11	85	23
	G7	65	24	91262-KV3-831	I7	97	16					95012-15001	I8	98	22
	H3	77	19	91301-KYJ-901	E10	45	30	94001-03000-0S	J2	108	22	95014-72102	I5	95	7
	H5	79	21		E16	51	5	94001-06000-0S	I2	92	13	95015-54000	H4	78	24
90557-230-000	I2	92	12		F1	52	13	94002-08000-0S	H3	77	22		H6	80	26
90559-KYJ-900	H9	83	21	91301-P7A-004	F7	58	17		H6	80	24	95015-82000	I4	94	27
90601-KYJ-900	F5	56	33	91302-317-700	H9	83	23		H6	80	24	95018-56250	H15	89	24
90602-KYJ-900	F5	56	34	91302-KYJ-901	E10	45	31	94030-08000	I6	96	17	95701-06010-07	I4	94	28
90602-ME7-003	G15	73	22	91303-377-000	E13	48	8	94031-08000	G4	62	23	95701-06012-00	G8	66	10
90646-657-000	H15	89	20	91306-MG3-000	E7	42	11	94050-06000	I6	96	18	95701-06012-07	I6	96	21
90651-KV6-003	G3	61	18	91307-035-000	E10	45	32		G4	62	24	95701-06012-08	H11	85	24
90651-KYJ-900	H11	85	20	91309-425-003	E15	50	15		G5	63	22		I11	101	9
90651-MA5-671	G5	63	19	91320-MB0-000	E15	50	16		G7	65	28	95701-06014-00	E7	42	12
	G7	65	25	91322-PT0-004	E10	45	33		H11	85	21		F5	56	39
90662-MCA-971	G9	67	12	91356-KGH-901	E13	48	9	94050-06080	I8	98	21	95701-06016-00	I13	103	24
90664-MCA-003	G9	67	13	91357-ME4-003	G15	73	24		H12	86	18		I15	105	25
90666-SDA-A01	J5	111	23	91509-GE2-760	J2	108	20		I13	103	23	95701-06016-08	G9	67	14
	J7	113	23	91556-SP0-003	I15	105	22	94050-08000	I15	105	24		I13	103	25
	J9	115	13					94050-08080	I1	91	14		I15	105	26
	J10	116	11	92000				94050-10000	I3	93	21	95701-06018-00	F1	52	17
90677-KAN-T00	G8	66	9						I9	99	14	95701-06020-00	I13	103	26
	J5	111	24	92101-06020-4J	I13	103	22	94101-06000	I16	106	11		I15	105	27
	J7	113	24		I15	105	23	94102-08000	I3	93	22	95701-06020-07	G7	65	29
	J9	115	14	92501-08008-0A	I3	93	20	94103-08000	I3	93	23		I2	92	16
	J10	116	12	92900-08022-3E	E2	37	21	94103-05700	G2	60	11	95701-06020-08	H14	88	19
90683-GAZ-003	H14	88	16					94103-06700	I2	92	14		H15	89	25
90702-KFM-900	E10	45	25	93000					I3	93	24	95701-06022-00	G8	66	11
90741-KFB-000	F3	54	5					94103-06800	H11	85	22	95701-06022-07	J2	108	26
90742-KYJ-900	F2	53	11	93500-05010-1H	F7	58	18	94103-08000	I1	91	15	95701-06022-08	H16	90	9
90852-KPP-T00	I8	98	19	93600-04012-1G	G5	63	20	94109-12000	F1	52	14	95701-06025-00	E15	50	18
					G7	65	26	94201-16150	I3	93	25	95701-06040-07	G8	66	12
91000				93892-05012-08	E15	50	17	94201-20150	H4	78	23	95701-06045-00	E16	51	8
				93892-05012-18	F7	58	19		H6	80	25	95701-06120-00	E2	37	24
91003-KYJ-901	F5	56	35	93892-05020-07	G3	61	19	94301-08120	I4	94	26	95701-08012-00	I8	98	23
91005-KYJ-901	F5	56	36	93892-05025-07	G3	61	20	94301-08140	E16	51	6	95701-08016-07	I16	106	12
91008-KYJ-901	F3	54	6	93892-05035-07	G3	61	21	94301-10160	E2	37	22	95701-08020-00	H12	86	19
91009-KYJ-901	E10	45	26	93892-05045-07	G4	62	22	94301-12160	E1	36	9	95701-08025-08	H11	85	25
91012-KYJ-901	E11	46	14	93893-04012-17	G5	63	21		E2	37	23	95701-08032-00	J5	111	26
91015-KT8-005	G11	69	7		G5	63	21		E8	43	3		J7	113	26
91015-MCA-003	F6	57	16		G7	65	27		E10	45	34	95701-08038-02	I1	91	16
					H3	77	21		E16	51	7	95701-08045-07	G10	68	20

4

# PART NAME INDEX

L 1

Part name	Address	Page	Ref.	Part name	Address	Page	Ref.	Part name	Address	Page	Ref.
[ A ]											
ADJUSTER COMP., CHAIN .....	I6	96	5	BOLT-WASHER, 6X16 .....	J2	108	19	BOLT, FLANGE, 6X22 .....	G7	65	31
ARM COMP., EX. VALVE ROCKER ..	E4	39	5	BOLT A, PIN .....	G16	74	8		G8	66	11
ARM COMP., GEAR CHANGE .....	I2	92	1		H1	75	11		G13	71	11
ARM COMP., IN. VALVE ROCKER ..	E4	39	4	BOLT COMP., FR. FORK .....	G14	72	15		H16	90	9
ARM SUB ASSY., CUSHION .....	I7	97	5	BOLT, BRAKE DISK, 6X17 .....	H2	76	10	BOLT, FLANGE, 6X25 .....	J2	108	26
ARM, L. STEP .....	I3	93	6	BOLT, BRAKE DISK, 8X24 .....	H8	82	16		E9	44	20
ARM, R. STEP .....	I3	93	2	BOLT, CAP, 8X8 .....	I3	93	20		E13	48	4
AXLE, FR. WHEEL .....	H2	76	3	BOLT, DRAIN PLUG, 12MM .....	F1	52	11	BOLT, FLANGE, 6X30 .....	E15	50	18
AXLE, RR. WHEEL .....	H8	82	3	BOLT, DRAIN PLUG, 12X15 .....	F1	52	11		E9	44	21
				BOLT, DRIVE SPROCKET FIXING ...	F4	55	22		E13	48	5
				BOLT, FLANGE, 10X103 .....	I16	106	10		H6	80	28
				BOLT, FLANGE, 10X106 .....	I7	97	9	BOLT, FLANGE, 6X32 .....	E2	37	15
				BOLT, FLANGE, 10X130 .....	I16	106	14		G6	64	21
				BOLT, FLANGE, 10X145 .....	I16	106	9	BOLT, FLANGE, 6X35 .....	G13	71	11
				BOLT, FLANGE, 10X146 .....	I7	97	10	BOLT, FLANGE, 6X39.5 .....	E2	37	16
				BOLT, FLANGE, 10X273 .....	I16	106	8	BOLT, FLANGE, 6X40 .....	F1	52	8
				BOLT, FLANGE, 10X35 .....	G11	69	9		G8	66	12
				BOLT, FLANGE, 10X53 .....	I7	97	12	BOLT, FLANGE, 6X45 .....	E16	51	8
				BOLT, FLANGE, 10X55 .....	I7	97	11	BOLT, FLANGE, 6X60 .....	E9	44	22
				BOLT, FLANGE, 10X65 .....	I7	97	8	BOLT, FLANGE, 6X70 .....	F1	52	9
				BOLT, FLANGE, 10X70 .....	I16	106	13	BOLT, FLANGE, 8X12 .....	I8	98	23
				BOLT, FLANGE, 12X50 .....	E14	49	3	BOLT, FLANGE, 8X16 .....	I16	106	12
				BOLT, FLANGE, 5X14 .....	E1	36	6	BOLT, FLANGE, 8X20 .....	H12	86	19
				BOLT, FLANGE, 5X20 .....	F7	58	2	BOLT, FLANGE, 8X25 .....	H11	85	25
				BOLT, FLANGE, 6MM .....	I8	98	12	BOLT, FLANGE, 8X32 .....	G16	74	15
									H1	75	19
									J5	111	26
				BOLT, FLANGE, 6X10 .....	H1	75	20		J7	113	26
					H7	81	19	BOLT, FLANGE, 8X38 .....	I1	91	16
					I4	94	28	BOLT, FLANGE, 8X45 .....	G10	68	20
				BOLT, FLANGE, 6X12 .....	G5	63	23		G14	72	19
					G7	65	30	BOLT, FLANGE, 8X49 .....	H7	81	18
					G8	66	10	BOLT, FLANGE, 8X50 .....	I1	91	17
					G10	68	21	BOLT, HANDLE LEVER PIVOT .....	G5	63	16
					H11	85	24		G6	64	22
					I6	96	21	BOLT, HEAD COVER .....	E1	36	7
					I11	101	9	BOLT, HEX., 5X8 .....	H8	82	18
				BOLT, FLANGE, 6X120 .....	E2	37	24	BOLT, HEX., 6X20 .....	F6	57	12
				BOLT, FLANGE, 6X14 .....	E7	42	12		I13	103	22
					F5	56	39		I15	105	23
					H4	78	25	BOLT, L. STEERING HANDLE LEVER			
					H6	80	27	PIVOT	G3	61	16
				BOLT, FLANGE, 6X16 .....	E9	44	19	BOLT, MAIN STEP RUBBER SETTING	I3	93	18
					G9	67	14	BOLT, OIL, 10X22 .....	G5	63	17
					I13	103	24		G6	64	23
									H3	77	18
									H5	79	20
				BOLT, FLANGE, 6X18 .....	F1	52	17	BOLT, ONE-WAY, 8MM .....	G10	68	15
				BOLT, FLANGE, 6X20 .....	G7	65	29	BOLT, PIN .....	H7	81	16
					H14	88	19	BOLT, SEALING, 12MM .....	E2	37	4
					H15	89	25	BOLT, SEALING, 16MM .....	F1	52	2
					I2	92	16	BOLT, SETTING .....	E15	50	6
					I13	103	26	BOLT, SIDE STAND PIVOT .....	I5	95	4
					I15	105	27	BOLT, SOCKET, 5X9 .....	I11	101	8
				BOLT, FLANGE, 6X22 .....	E2	37	14	BOLT, SOCKET, 6X13 .....	J5	111	20
					E7	42	9		J7	113	20
					G4	62	25	BOLT, SOCKET, 6X16 .....	E14	49	5
					G5	63	24	BOLT, SOCKET, 6X20 .....	H4	78	26
									H6	80	29

# PART NAME INDEX

L 2

Part name	Address	Page	Ref.	Part name	Address	Page	Ref.	Part name	Address	Page	Ref.
BOLT, SOCKET, 6X25 .....	H12	86	20	CAMSHAFT COMP., IN. ....	E4	39	2	CLIP, BUMPER SEAL .....	I8	98	14
BOLT, SOCKET, 6X35 .....	E14	49	6	CAP .....	G2	60	3	CLIP, COUPLER .....	I15	105	22
BOLT, SOCKET, 8MM .....	G14	72	20	CAP ASSY., NOISE SUPPRESSOR ...	I12	102	3	CLIP, OIL DRAIN TUBE .....	H10	84	2
BOLT, SOCKET, 8X20 .....	E14	49	7		I14	104	3	CLIP, PISTON PIN, 17MM .....	F2	53	5
BOLT, SOCKET, 8X22 .....	I3	93	19	CAP COMP., FUEL FILLER .....	H10	84	16	CLIP, SNAP FITTING .....	J5	111	23
BOLT, SOCKET, 8X32 .....	G10	68	22	CAP COMP., RADIATOR .....	J1	107	6		J7	113	23
BOLT, SPECIAL, 6X16 .....	I5	95	5	CAP, 30MM .....	E13	48	7		J9	115	13
	I8	98	15	CAP, A.C. GENERATOR .....	E13	48	6		J10	116	11
BOLT, SPROCKET FIXING .....	H8	82	17	CAP, BLEEDER .....	G16	74	4	CLIP, SUB TANK HOSE .....	H15	89	17
BOLT, STUD, 10X178 .....	F1	52	10		H1	75	6	CLIP, TRIM .....	H14	88	16
BOLT, STUD, 8X22 .....	E2	37	21		H7	81	13	CLIP, TUBE .....	H15	89	23
BOLT, SWINGARM PIVOT .....	I6	96	7	CAP, DUMMY .....	I12	102	7		J2	108	23
BOLT, TERMINAL .....	E15	50	7		I14	104	7	CLIP, WIRE, 4X50 .....	J9	115	16
BOLT, TIE ROD .....	I2	92	9	CAP, MASTER CYLINDER .....	G5	63	9		J10	116	14
BOLT, TORX, 5X10 .....	H2	76	11		G6	64	11	COIL COMP., IGNITION .....	I12	102	1
BOLT, WASHER, 6X25 .....	E7	42	10		H3	77	12		I14	104	1
BOLT, WIRE ADJUSTING .....	G3	61	15		H5	79	14	COLLAR .....	I6	96	2
BOOT B .....	G16	74	10	CAP, OIL FILLER .....	E9	44	9		I12	102	10
	H1	75	13	CAP, RESERVE TANK .....	J1	107	11		I14	104	10
	H7	81	17	CAP, STEERING STEM .....	G10	68	12	COLLAR 2WAY JOINT STAY			
BOOT COMP. ....	G5	63	6	CAP, SWINGARM END .....	I6	96	6	MOUNTING	G6	64	18
	G6	64	8	CASE ASSY., UNDER .....	G2	60	8	COLLAR A, FR. FENDER .....	G12	70	7
	H3	77	4	CASE ASSY., UPPER .....	G2	60	7	COLLAR B, CUSHION ARM .....	I7	97	3
	H5	79	6	CASE COMP., L. BOTTOM .....	G14	72	18	COLLAR B, RR. AXLE DISTANCE ...	H8	82	9
BOOT, PIN BUSH .....	G16	74	9	CASE SUB ASSY., AIR CLEANER ...	H15	89	6	COLLAR B, RR. FORK PIVOT .....	I6	96	9
	H1	75	12	CASE, DRIVE CHAIN .....	I6	96	1	COLLAR C, CUSHION ARM .....	I7	97	4
BOOT, SLEEVE .....	H7	81	9	CASE, L. BOTTOM .....	G14	72	18	COLLAR, 20X23X10.5 .....	F4	55	5
BRACKET COMP., RR. ....	H7	81	7	CASE, R. BOTTOM .....	G14	72	10	COLLAR, 22X25X11 .....	F4	55	8
BRACKET SUB ASSY., R. FR. ....	G16	74	14	CENTER, CLUTCH .....	E11	46	3	COLLAR, 25X28X10 .....	F4	55	11
	H1	75	18	CHAIN, CAM .....	E7	42	1	COLLAR, AIR CLEANER MOUNTING ..	H13	87	1
BRACKET, DELAY VALVE .....	G9	67	9	CHAIN, DRIVE .....	I6	96	3		H15	89	7
BRACKET, HANDLE LEVER .....	G3	61	12	CIRCLIP .....	G5	63	19	COLLAR, CUSHION CONNECTING ROD	I7	97	6
BRIDGE COMP., FORK TOP .....	G10	68	13		G7	65	25	COLLAR, FR. AXLE DISTANCE .....	H2	76	6
BRUSH SET A, CARBON .....	E15	50	2		H3	77	15	COLLAR, FR. FENDER .....	H12	86	4
BRUSH SET B, CARBON .....	E15	50	3		H5	79	17		H16	90	7
BULB .....	G1	59	6	CIRCLIP, EXTERNAL, 14MM .....	F6	57	19	COLLAR, FR. FENDER MOUNTING ...	G9	67	11
BULB & SOCKET ASSY. ....	G2	60	1	CIRCLIP, EXTERNAL, 15MM .....	I2	92	15		G12	70	8
BULB, HEADLIGHT .....	G1	59	5	CIRCLIP, EXTERNAL, 20MM .....	F5	56	33	COLLAR, FR. WHEEL .....	H2	76	4
BULB, TAILLIGHT .....	I10	100	3	CIRCLIP, EXTERNAL, 25MM .....	F5	56	34	COLLAR, FUEL TANK .....	H10	84	15
BULB, WEDGE BASE .....	I8	98	1	CIRCLIP, INTERNAL, 35MM .....	I6	96	19		I8	98	16
BULB, WINKER .....	I9	99	10	CIRCLIP, INTERNAL, 37MM .....	F5	56	38	COLLAR, HORN SETTING .....	I12	102	14
BUSH, 20X23X17.4 .....	F4	55	15	CLAMPER B, FR. BRAKE HOSE .....	G5	63	5		I14	104	14
BUSH, GUIDE .....	G14	72	8		G6	64	7	COLLAR, IGNITION COIL MOUNTING	I13	103	21
BUSH, SLIDER .....	G14	72	9	CLAMPER, FR. BRAKE HOSE .....	G5	63	3		I15	105	21
				CLAMPER, SPEED SENSOR CORD ....	H1	75	14	COLLAR, L. RR. WHEEL SIDE .....	H8	82	5
[ C ]					H5	79	1	COLLAR, MUFFLER MOUNTING .....	I1	91	11
CABLE COMP. A, THROTTLE .....	G3	61	1		H7	81	4	COLLAR, OIL PATH, 18MM .....	E9	44	3
CABLE COMP. B, THROTTLE .....	G3	61	2	CLAMPER, SPEED SENSOR CORD FR.	G6	64	3	COLLAR, PIVOT .....	I6	96	10
CABLE COMP., CLUTCH .....	G3	61	3	CLAMP, BRAKE PIPE .....	G9	67	12	COLLAR, PIVOT DISTANCE .....	I6	96	8
CABLE, BATTERY EARTH .....	E15	50	13					COLLAR, RADIATOR MOUNTING .....	G8	66	4
CABLE, SEAT LOCK .....	H12	86	14	CLAMP, CORD .....	G1	59	3		J1	107	16
CABLE, STARTER MAGNETIC				CLAMP, HOSE, 22-29MM .....	J1	107	15	COLLAR, REGULATOR MOUNTING ...	I8	98	5
BATTERY	I11	101	2	CLAMP, MASTER CYLINDER OIL				COLLAR, RR. WHEEL DISTANCE ...	H8	82	8
CABLE, STARTER MOTOR .....	E15	50	12		HOSE	H3	77	COLLAR, R. RR. WHEEL SIDE .....	H8	82	4
CALIPER SUB ASSY., RR. ....	H7	81	10		H5	79	10	COLLAR, SPLINE, 23MM .....	F4	55	18
CALIPER SUB ASSY., R. FR. ....	G16	74	13	CLAMP, PIPE .....	G6	64	1	COLLAR, SPLINE, 25X10 .....	F4	55	13
	H1	75	17	CLAMP, TUBE .....	H15	89	22	COLLAR, SPRING .....	G14	72	3
CAMSHAFT COMP., EX. ....	E4	39	3	CLIP, AIR HOSE, 16MM .....	H15	89	20	COLLAR, TENSIONER .....	E7	42	3
				CLIP, BREATHER TUBE .....	H16	90	1	CONNECTOR .....	H3	77	3



# PART NAME INDEX

L 3

Part name	Address	Page	Ref.	Part name	Address	Page	Ref.	Part name	Address	Page	Ref.
CONNECTOR .....	H5	79	5	COWL, R. INNER MIDDLE .....	J8	114	5	[ F ]			
CORD COMP., OXYGEN SENSOR ....	E2	37	12		J10	116	4	FAN COMP., COOLING .....	J1	107	5
COTTER, VALVE .....	E4	39	13	COWL, R. MIDDLE .....	J8	114	4	FENDER B, RR. ....	I8	98	9
COUNTERSHAFT .....	F4	55	3	COWL, R. RR. ....	H13	87	8	FENDER SET, FR. ....	G12	70	4
COVER ASSY., CYLINDER HEAD ...	E1	36	1	COWL, R. SIDE INNER .....	J4	110	12	FENDER, FR. ....	G12	70	5
COVER ASSY., R. CRANKCASE ....	E9	44	1		J6	112	12	FENDER, RR. ....	I8	98	8
COVER A, ABS MODULATOR .....	G8	66	5	COWL, R. UNDER .....	J8	114	2	FILTER KIT, FUEL .....	H10	84	1
COVER A, MUFFLER .....	I1	91	6		J10	116	2	FLANGE SUB ASSY., RR. DRIVEN..	H8	82	7
COVER B, ABS MODULATOR .....	G8	66	6	CRANKCASE COMP., R. ....	F1	52	1	FLYWHEEL COMP. ....	E14	49	1
COVER B, MUFFLER .....	I1	91	7	CRANKSHAFT COMP. ....	F2	53	1	FORK ASSY., L. FR. ....	G14	72	17
COVER COMP. ....	I8	98	3	CRANK CASE COMP., L. ....	F1	52	3	FORK ASSY., R. FR. ....	G14	72	1
COVER COMP., L. RR. ....	E13	48	2	CUP, MASTER CYLINDER OIL .....	H3	77	6	FORK C, GEARSHIFT .....	F6	57	2
COVER COMP., WATER PUMP .....	E9	44	13		H5	79	8	FORK, L. GEARSHIFT .....	F6	57	1
COVER SET, L. RR. ....	H13	87	11	CUSHION ASSY., RR. ....	I7	97	2	FORK, R. GEARSHIFT .....	F6	57	3
COVER SET, R. RR. ....	H13	87	10	CUSHION RING, INJECTOR .....	F7	58	16	FUEL UNIT .....	H11	85	17
COVER SUB ASSY., AIR CLEANER ..	H15	89	9	CUSHION, FUEL TANK .....	H10	84	14	FUSE, BLADE .....	I11	101	10
COVER, CLUTCH SWITCH .....	G3	61	5	CYLINDER COMP. ....	E8	43	1	FUSE, MINI .....	I13	103	27
COVER, DUST .....	I2	92	3	CYLINDER SET, MASTER .....	G5	63	13		I15	105	28
COVER, FUEL TANK .....	H11	85	18		G6	64	15				29
COVER, L. CRANKCASE .....	E13	48	1	CYLINDER SUB ASSY., FR. BRAKE				[ G ]			
COVER, L. HANDLE LEVER .....	G3	61	11	MASTER	G5	63	7	GASKET .....	G2	60	5
COVER, L. RR. ....	H13	87	11		G6	64	9	GASKET COMP., CYLINDER HEAD			
COVER, L. SIDE .....	H13	87	9	CYLINDER SUB ASSY., RR. BRAKE				COVER	E1	36	3
COVER, OIL FILTER .....	E9	44	5	MASTER	H3	77	5	GASKET, CYLINDER .....	E8	43	2
COVER, RADIATOR RESERVE TANK ..	J1	107	13		H5	79	7	GASKET, CYLINDER HEAD .....	E2	37	5
COVER, REED VALVE .....	E1	36	5	[ D ]				GASKET, EX. PIPE .....	I1	91	1
COVER, RR. UNDER .....	I8	98	10	DAMPER A, CONNECTOR .....	H10	84	4	GASKET, FUEL PUMP .....	H10	84	12
COVER, RUBBER .....	G1	59	2	DAMPER SET, WHEEL .....	H8	82	1	GASKET, L. CRANKCASE COVER ...	E13	48	3
COVER, R. RR. ....	H13	87	10	DIAPHRAGM .....	G5	63	11	GASKET, OIL FILTER COVER .....	E9	44	6
COVER, R. SIDE .....	H13	87	5		G6	64	13	GASKET, OIL PUMP .....	E16	51	2
COVER, SEAT LOCK .....	H12	86	15		H3	77	13	GASKET, R. CRANKCASE COVER ...	E9	44	2
COVER, STARTER MAGNETIC					H5	79	15	GASKET, TENSIONER LIFTER .....	E7	42	6
TERMINAL	I11	101	3		H3	77	13	GASKET, WATER PUMP COVER .....	E9	44	14
COVER, THERMOSTAT .....	E2	37	9		H5	79	15	GEAR ASSY., BALANCER DRIVEN ...	F3	54	1
COWL SET, FR. UPPER .....	J3	109	3	DIODE ASSY., THREE WAY .....	I12	102	5	GEAR COMP., OIL PUMP .....	E16	51	3
	J6	112	4		I14	104	5	GEAR COMP., STARTER DRIVEN ...	E12	47	1
COWL SET, L. MIDDLE .....	J9	115	9	DISK COMP., FR. BRAKE .....	H2	76	9	GEAR, BALANCER DRIVE .....	F2	53	6
	J10	116	8	DISK, CLUTCH FRICTION .....	E11	46	4	GEAR, COUNTERSHAFT FIFTH .....	F4	55	16
COWL SET, RR. CENTER UPPER ...	H13	87	2	DISK, RR. BRAKE .....	H8	82	14	GEAR, COUNTERSHAFT FIRST .....	F4	55	4
COWL SET, R. MIDDLE .....	J8	114	1					GEAR, COUNTERSHAFT FOURTH .....	F4	55	12
	J10	116	1	DOWEL PIN, 10X16 .....	E1	36	9	GEAR, COUNTERSHAFT SECOND .....	F4	55	7
COWL, FR. INNER .....	J4	110	9	DOWEL PIN, 8X12 .....	E10	45	25	GEAR, COUNTERSHAFT SIXTH .....	F4	55	19
	J6	112	9	DOWEL PIN, 8X14 .....	E2	37	22	GEAR, COUNTER THIRD .....	F4	55	10
COWL, FR. UPPER .....	J3	109	8	DRIVER, SCREW .....	J11	117	4	GEAR, MAINSHAFT FIFTH .....	F4	55	14
	J4	110	8	DRUM, GEARSHIFT .....	F6	57	4	GEAR, MAINSHAFT SECOND .....	F4	55	6
COWL, L. FR. SIDE .....	J3	109	6	DUCT, INLET .....	H15	89	10	GEAR, MAINSHAFT SIXTH .....	F4	55	17
	J6	112	7	DUST SEAL, 17X24X5 .....	I7	97	16	GEAR, MAINSHAFT THIRD & FOURTH	F4	55	9
COWL, L. INNER MIDDLE .....	J8	114	6	DUST SEAL, 22X35X7 .....	I6	96	16	GEAR, PRIMARY DRIVE .....	F2	53	8
	J10	116	5	DUST SEAL, 22X42X7 .....	H2	76	13	GEAR, STARTER REDUCTION .....	E12	47	3
COWL, L. MIDDLE .....	J9	115	10	DUST SEAL, 30X47X8 .....	H9	83	22	GRIP .....	J11	117	5
COWL, L. RR. ....	H13	87	12	DUST SEAL, STEERING HEAD .....	G11	69	1	GRIP COMP., THROTTLE .....	G3	61	9
COWL, L. SIDE INNER .....	J4	110	13					GRIP, L. HANDLE .....	G3	61	10
	J6	112	13	[ E ]				GRIP, L. RR. ....	H12	86	3
COWL, L. UNDER .....	J8	114	3	ELEMENT COMP., AIR CLEANER ....	H15	89	1	GRIP, R. RR. ....	H12	86	2
	J10	116	3	ELEMENT, OIL FILTER .....	E9	44	4	GROMMET .....	I12	102	11
COWL, RR. CENTER LOWER .....	H13	87	4	EMBLEM, PRODUCT .....	G10	68	14		I14	104	11
COWL, RR. CENTER UPPER .....	H13	87	3								
COWL, R. FR. SIDE .....	J3	109	4								
	J6	112	5								

# PART NAME INDEX

L 4

Part name	Address	Page	Ref.	Part name	Address	Page	Ref.	Part name	Address	Page	Ref.
GROMMET, AIR CLEANER CASE ----	H11	85	19	[ J ]				MARK, L. WING-----	J16	122	2
	H13	87	7					MARK, R. WING-----	J14	120	1
GROMMET, WIRE HARNESS .....	I12	102	12	JOINT, BRAKE ROD .....	H3	77	16		J16	122	1
	I14	104	12		H5	79	18	METER ASSY., COMBINATION-----	G2	60	2
GUARD, NUMBER PLATE .....	J6	112	2	JOINT, DRIVE CHAIN .....	I6	96	4	METER ASSY., SPEED & TACHO &	FUEL	G2	60
GUIDE A, CAM CHAIN .....	E7	42	7	JOINT, INJECTOR .....	F7	58	9				4
GUIDE B, CAM CHAIN .....	E7	42	5					MIRROR ASSY., L. BACK-----	J5	111	17
GUIDE, BRAKE HOSE .....	H3	77	2	[ K ]					J7	113	17
GUIDE, CLUTCH OUTER .....	E11	46	2	KEY SET .....	G10	68	1	MIRROR ASSY., R. BACK-----	J4	110	16
GUIDE, EX. VALVE .....	E2	37	3	KEY, SEAT LOCK .....	H12	86	13		J7	113	16
GUIDE, FR. BRAKE HOSE .....	G10	68	4	KEY, WOODRUFF, 25X18 .....	F2	53	11	MODULATOR ASSY., ABS-----	G8	66	3
GUIDE, IN. VALVE .....	E2	37	2	KEY, WOODRUFF, 4MM .....	F3	54	5	MOTOR ASSY., FAN-----	J1	107	10
GUIDE, RR. BRAKE HOSE .....	H5	79	4					MOTOR ASSY., STARTER-----	E15	50	1
								MUFFLER COMP.-----	I1	91	3
[ H ]				[ L ]				[ N ]			
HANDLE, EYE WRENCH .....	J11	117	10	LABEL, ACCESSORIES & LOADING--	J13	119	5	NUT-WASHER, 6MM-----	E15	50	14
HARNESS, WIRE .....	I12	102	6	LABEL, AIR CLEANER ELEMENT				NUT, CLIP, 4MM-----	H14	88	15
	I14	104	6	NOTICE	J12	118	5	NUT, CLIP, 5MM-----	G1	59	7
HEADLIGHT UNIT COMP. ....	G1	59	1	LABEL, CARGO LIMIT .....	J12	118	7		G8	66	9
HEAD ASSY., CYLINDER .....	E2	37	1		J13	119	1		J5	111	24
HOLDER COMP., ELEMENT .....	H15	89	5	LABEL, CHAIN ADJUSTER .....	J12	118	4		J7	113	24
HOLDER COMP., RR. CUSHION					J13	119	4		J9	115	14
UPPER	I7	97	1	LABEL, DRIVE CAUTION .....	J12	118	8	NUT, FIXING-----	J10	116	12
HOLDER, BRUSH .....	E15	50	4	LABEL, DRIVE CHAIN .....	J12	118	3	NUT, FLANGE, 10MM-----	E2	37	17
HOLDER, FUEL FILTER .....	H10	84	5		J13	119	3		I9	99	14
HOLDER, L. PILLION STEP .....	I3	93	17	LABEL, FUEL .....	J12	118	9	NUT, FLANGE, 6MM-----	G4	62	24
HOLDER, L. STEP .....	I3	93	10	LABEL, FUEL & DRIVE .....	J13	119	6		G5	63	22
HOLDER, MASTER CYLINDER .....	G3	61	8	LABEL, TIRE .....	J12	118	2		G7	65	28
	G5	63	10		J13	119	2		H11	85	21
	G6	64	12	LABEL, VISOR CAUTION .....	J12	118	6		H12	86	18
HOLDER, R. PILLION STEP .....	I3	93	16	LENS, L. WINKER .....	I9	99	5		I8	98	21
HOLDER, R. STEP .....	I3	93	1	LENS, R. WINKER .....	I9	99	2		I13	103	23
HORN COMP. ....	I12	102	13	LEVER COMP., CLUTCH .....	E9	44	16		I15	105	24
	I14	104	13	LEVER COMP., L. HANDLE .....	G3	61	14	NUT, FLANGE, 8MM-----	I1	91	14
HOSE COMP. A, FR. BRAKE .....	G6	64	5	LEVER, R. STEERING HANDLE .....	G5	63	15		I3	93	21
HOSE COMP. A, RR. BRAKE .....	H5	79	2		G6	64	20	NUT, HEX. CAP, 8MM-----	I1	91	13
HOSE COMP. B, FR. BRAKE .....	G6	64	4	LID SUB ASSY., AIR CLEANER ----	H15	89	11	NUT, HEX., 14MM-----	F3	54	3
HOSE COMP. B, RR. BRAKE .....	H5	79	3	LID, L. TANK .....	J4	110	15	NUT, HEX., 3MM-----	J2	108	22
HOSE COMP. C, FR. BRAKE .....	G6	64	6		J6	112	15	NUT, HEX., 6MM-----	I2	92	13
HOSE COMP., FR. BRAKE .....	G5	63	2		J7	113	15	NUT, HEX., 8MM-----	G4	62	23
HOSE COMP., FUEL FEED .....	H10	84	11	LID, R. TANK .....	J4	110	14		H3	77	22
HOSE COMP., RR. BRAKE .....	H3	77	1		J6	112	14		H6	80	24
HOSE, AIR INJECTION SOLENOID				LIFTER ASSY., TENSIONER .....	E7	42	4		I6	96	17
VALVE	H16	90	2	LIGHT ASSY., LICENSE .....	I8	98	2	NUT, LOCK, 16MM-----	F2	53	9
HOSE, RADIATOR LOWER .....	J1	107	9	LOCK COMP., SEAT .....	H12	86	11	NUT, SETTING-----	J1	107	2
HOSE, RADIATOR UPPER .....	J1	107	8					NUT, SPECIAL, 16MM-----	E11	46	10
HOSE, RR. MASTER CYLINDER ----	H3	77	7	[ M ]				NUT, SPECIAL, 6MM-----	I2	92	11
	H5	79	9	MAINSHAFT .....	F4	55	1	NUT, SPRING, 6MM-----	I8	98	18
				MARK .....	J14	120	4	NUT, STEERING STEM-----	G10	68	17
[ I ]					J16	122	7	NUT, U, 10MM-----	H9	83	19
IMPELLER, WATER PUMP .....	E9	44	11	MARK, ABS .....	J14	120	3		I5	95	6
INJECTOR ASSY., FUEL .....	F7	58	14	MARK, HONDA .....	J14	120	5		I7	97	13
INSULATOR .....	E15	50	9		J15	121	5	NUT, U, 12MM-----	H2	76	12
INSULATOR, THROTTLE BODY .....	E2	37	6						I7	97	14
					J16	122	7				
				MARK, L. WING .....	J14	120	2				



# PART NAME INDEX

L 5

Part name	Address	Page	Ref.	Part name	Address	Page	Ref.	Part name	Address	Page	Ref.
NUT, U, 14MM .....	I6	96	13	PIN, CLUTCH LIFTER .....	E11	46	8	PLUG, PIN .....	G16	74	11
NUT, U, 16MM .....	H9	83	20	PIN, HANGER .....	G16	74	12	PLUG, SPARK .....	E2	37	10
NUT, U, 5MM .....	I8	98	17		H1	75	15	PROTECTOR .....	G5	63	8
NUT, U, 6MM .....	G13	71	12		H7	81	11		G6	64	10
				PIN, PISTON .....	F2	53	4	PUMP ASSY., FUEL .....	H10	84	3
[ O ]				PIN, SHIFT RETURN SPRING .....	F6	57	11	PUMP ASSY., OIL .....	E16	51	1
OIL SEAL, 12X18X5 .....	E10	45	28	PIN, SPLIT, 1.6X15 .....	I3	93	25				
OIL SEAL, 12X20X5 .....	E10	45	29	PIN, SPLIT, 2.0X15 .....	H4	78	23	[ R ]			
OIL SEAL, 14X22X5 .....	F6	57	18		H6	80	25	RADIATOR COMP. ....	J1	107	1
OIL SEAL, 22X31X5 .....	I6	96	15		I4	94	26	RECEIVER, CLUTCH CABLE .....	E9	44	18
OIL SEAL, 22X36X5 .....	F5	56	37	PIN, STEP BAR .....	I3	93	5	RECTIFIER ASSY., REGULATOR .....	I12	102	4
O-RING .....	E15	50	16	PIPE COMP. A, FR. BRAKE .....	G9	67	4		I14	104	4
	F7	58	17	PIPE COMP. A, RR. BRAKE .....	G9	67	1	REFLECTOR, FR. REFLEX .....	G12	70	1
O-RING, 11.8X1.9 .....	E10	45	30	PIPE COMP. B, FR. BRAKE .....	G9	67	5	REFLECTOR, REFLEX .....	I8	98	6
	E16	51	5	PIPE COMP. B, RR. BRAKE .....	G9	67	2	RELAY COMP., POWER .....	I12	102	17
	F1	52	13	PIPE COMP. C, FR. BRAKE .....	G9	67	6		I14	104	17
O-RING, 13.8X2.5 .....	E13	48	8	PIPE COMP. C, RR. BRAKE .....	G9	67	3	RELAY COMP., WINKER .....	I12	102	15
O-RING, 14.8X2.4 .....	H3	77	20	PIPE COMP. D, FR. BRAKE .....	G9	67	7		I14	104	15
	H5	79	22	PIPE COMP., EX. ....	I1	91	4	RESONATOR .....	H15	89	16
O-RING, 17.8X1.9 .....	E10	45	33	PIPE COMP., FR. FORK .....	G14	72	5	RETAINER .....	G16	74	7
	F7	58	13	PIPE COMP., L. STEERING HANDLE .....	G10	68	11		H7	81	8
O-RING, 18X3 .....	E10	45	32	PIPE COMP., R. STEERING HANDLE .....	G10	68	5		H10	84	13
O-RING, 1.5X9.5 .....	E7	42	11	PIPE COMP., WATER .....	E9	44	10	RETAINER, BRACKET .....	H1	75	10
O-RING, 24.4X3.1 .....	E15	50	15	PIPE, SEAT .....	G14	72	13	RETAINER, VALVE SPRING .....	E4	39	11
O-RING, 27.7X3.5 .....	G15	73	24	PISTON .....	F2	53	3	RING .....	E15	50	8
O-RING, 30MM .....	E13	48	9		G16	74	5	RING SET, PISTON .....	F2	53	2
O-RING, 54X2 .....	H9	83	23	PISTON A, 22X27 .....	H7	81	5	RING, BACK UP .....	G14	72	7
O-RING, 9.8X2.4 .....	E10	45	31	PISTON B, 27X35 .....	H1	75	7	RING, FR. PULSER .....	H2	76	5
OUTER COMP., CLUTCH .....	E11	46	1	PISTON SET, MASTER CYLINDER .....	H3	77	10	RING, HANDLE WEIGHT SNAP .....	G10	68	9
OUTER COMP., STARTING CLUTCH .....	E12	47	2		H5	79	12	RING, OIL SEAL STOPPER .....	G14	72	14
				PIVOT, CHANGE PEDAL .....	I3	93	7	RING, PISTON .....	G14	72	12
[ P ]				PIVOT, SHIFT DRUM STOPPER ARM .....	F6	57	13	RING, PULSER .....	H8	82	6
PACKING, MUFFLER .....	I1	91	9	PLATE COMP., CLUTCH PRESSURE .....	E11	46	6	RING, STOPPER .....	G15	73	22
PAD SET .....	G16	74	2	PLATE COMP., GEARSHIFT DRUM .....					H1	75	9
PAD SET, FR. ....	H1	75	3						H7	81	15
PAD SET, RR. ....	H7	81	1	PLATE COMP., L. FR. ENGINE .....	F6	57	6	RIVET, PUSH, 7MM .....	J5	111	19
PANEL, L. MIDDLE .....	J8	114	8		HANGER	I16	106		J7	113	19
	J10	116	7	PLATE COMP., R. FR. ENGINE .....				ROD COMP., PUSH .....	H3	77	11
PANEL, R. MIDDLE .....	J8	114	7		HANGER	I16	106		H5	79	13
	J10	116	6	PLATE COMP., SETTING .....	H10	84	7	ROD SUB ASSY., CUSHION .....			
PEDAL COMP., GEAR CHANGE .....	I2	92	2	PLATE SET, BEARING .....	F4	55	2	CONNECTING	I7	97	7
PEDAL COMP., RR. BRAKE .....	I2	92	7	PLATE SET, CLUTCH .....	E11	46	5	ROLLER, 3X8.5 .....	F6	57	20
PGM-FI UNIT .....	I12	102	18	PLATE, DIAPHRAGM .....	G5	63	12	RUBBER A, TAILLIGHT MOUNTING .....	H12	86	1
	I14	104	18		G6	64	14	RUBBER B, HANDLE WEIGHT .....	G10	68	8
PIECE, OIL LOCK .....	G14	72	11		H3	77	14				
PIN A, DOWEL, 12X16 .....	E2	37	23		H5	79	16	RUBBER B, SEAT MOUNTING .....	G8	66	7
	E8	43	3	PLATE, FIXING .....	F4	55	21	RUBBER B, SEAT SETTING .....	H12	86	7
	E10	45	34	PLATE, IDLE AIR CONTROL VALVE .....	F7	58	11	RUBBER SHEET, HARNESS GUARD .....	I16	106	2
	E16	51	7	PLATE, NAME .....	J12	118	1	RUBBER, BACK MIRROR .....	J5	111	18
	F1	52	15	PLATE, NUMBER PLATE BACK .....	I8	98	11		J7	113	18
PIN A, DOWEL, 8X12 .....	E16	51	6	PLATE, PILLION STEP SIDE .....	I3	93	15	RUBBER, DELAY VALVE MOUNT .....	G9	67	10
PIN B, DOWEL, 8X14 .....	E10	45	35	PLATE, PORT .....	E1	36	2	RUBBER, FILTER .....	E9	44	7
	E13	48	10	PLATE, STEP SETTING .....	I3	93	4	RUBBER, FR. FENDER MOUNTING .....	G12	70	6
	F1	52	16	PLUG, BREATHER TUBE .....	H15	89	15				
PIN B, PILLION STEP .....	I4	94	27	PLUG, HANDLE LEVER BRACKET .....	G3	61	13	RUBBER, FUEL TANK .....	H10	84	10
PIN D, JOINT .....	H4	78	24		G5	63	14	RUBBER, GEAR CHANGE PEDAL .....	I2	92	4
	H6	80	26		G6	64	19	RUBBER, GUARD .....	I16	106	1
				PLUG, HOLE .....	I8	98	19	RUBBER, HEADLIGHT .....	H16	90	5

5

# PART NAME INDEX

L 6

Part name	Address	Page	Ref.	Part name	Address	Page	Ref.	Part name	Address	Page	Ref.
RUBBER, HEADLIGHT CASE				SCREW, PAN, 6X10	J7	113	21	SHAFT, BALANCER	F3	54	2
MOUNTING	I10	100	4		J9	115	12	SHAFT, GEARSHIFT FORK	F6	57	5
	J1	107	17		J10	116	10	SHAFT, ROCKER ARM	E4	39	6
	J3	109	1	SCREW, PAN, 6X12	I1	91	12	SHAFT, WATER PUMP	E9	44	15
	J6	112	1	SCREW, PAN, 6X14	H14	88	14	SHIM, TAPPET	E4	39	14
RUBBER, HEAT GUARD	J1	107	14		I9	99	11		E5	40	14
RUBBER, LICENSE LIGHT	I8	98	4	SCREW, PAN, 6X22	G12	70	10		E6	41	14
RUBBER, MAIN STEP	I3	93	9	SCREW, PAN, 6X6	E7	42	8	SHROUD COMP.	J1	107	3
RUBBER, METER MOUNTING	G2	60	6	SCREW, SIDE STAND PIVOT	I5	95	3	SLEEVE	H7	81	14
RUBBER, MOUNTING	E1	36	8	SCREW, TAPPING, 3X16	G2	60	9	SLIDER, CHAIN	I6	96	11
RUBBER, MUFFLER MOUNTING	I1	91	10		G10	68	19	SOCKET COMP.	G1	59	4
RUBBER, PILLION STEP	I3	93	11	SCREW, TAPPING, 3X6	J2	108	21	SOCKET COMP., TAILLIGHT	I10	100	1
RUBBER, PROTECTOR	I1	91	2	SCREW, TAPPING, 4X12	G1	59	8	SPACER, IGNITION COIL	I12	102	2
RUBBER, PROTECTOR MOUNTING	I1	91	5		H14	88	17		I14	104	2
RUBBER, SCREEN SETTING	J3	109	5		I9	99	12	SPANNER, 12X14	J11	117	8
	J6	112	6					SPANNER, 8X10	J11	117	7
RUBBER, SEAT CUSHION	H12	86	9		J5	111	25	SPANNER, PIN	J11	117	6
			10		J7	113	25	SPINDLE COMP., GEARSHIFT	F6	57	9
RUBBER, SEAT SETTING	H12	86	8		J9	115	15	SPONGE, RUBBER	I11	101	7
RUBBER, SHOCK	I11	101	5		J10	116	13	SPRING ASSY., BRAKE PEDAL	I2	92	8
RUBBER, SIDE COVER	H13	87	6	SCREW, TAPPING, 4X16	I8	98	20	SPRING A, SIDE STAND	I5	95	7
	H15	89	18	SCREW, TAPPING, 5X12	H14	88	18	SPRING, CARBON BRUSH	E15	50	5
RUBBER, TAILLIGHT BRACKET	I12	102	8		H16	90	8	SPRING, CLUTCH	E11	46	7
	I14	104	8		I10	100	5	SPRING, CLUTCH LEVER	E9	44	17
[ S ]				SCREW, TAPPING, 5X14	G2	60	10	SPRING, DRUM STOPPER	F6	57	8
SCREEN, OIL FILTER	F1	52	5	SCREW, TAPPING, 5X16	G1	59	9	SPRING, FR. FORK	G14	72	2
SCREEN, WIND	J3	109	2	SCREW, TAPPING, 5X20	H15	89	21	SPRING, FR. FORK REBOUND	G14	72	6
	J6	112	3	SCREW, TORX	F7	58	12	SPRING, GEARSHIFT RETURN	F6	57	10
SCREW-WASHER, 4X12	G5	63	21	SCREW, TORX, 5X17	F7	58	4	SPRING, LOCK KEY SETTING	H12	86	5
	G7	65	27	SCREW, TORX, 5X8.7	F7	58	3	SPRING, L. STEP RETURN	I3	93	8
	H3	77	21	SCREW, VISOR SPECIAL SETTING	G8	66	8	SPRING, OIL FILTER ELEMENT			
	H6	80	23		J9	115	11	SETTING	E9	44	8
SCREW-WASHER, 5X12	E15	50	17	SEAL RING, INJECTOR	J10	116	9	SPRING, PAD	G16	74	6
	F7	58	19	SEAL SET, FR. FORK	F7	58	15		H1	75	8
SCREW-WASHER, 5X20	G3	61	19	SEAL SET, FR. FORK	G14	72	16		H7	81	6
SCREW-WASHER, 5X25	G3	61	20	SEAL SET, PISTON	G16	74	1	SPRING, R. STEP RETURN	I3	93	3
SCREW-WASHER, 5X35	G3	61	21		H1	75	1	SPRING, SEAT LOCK	H12	86	12
SCREW-WASHER, 5X45	G4	62	22		H7	81	2	SPRING, STOP SWITCH	I2	92	6
SCREW, BLEEDER	G16	74	3	SEAL, AIR CLEANER	H15	89	2	SPRING, VALVE INNER	E4	39	10
	H1	75	5	SEAL, DUST	G15	73	23	SPRING, VALVE OUTER	E4	39	9
	H7	81	12	SEAL, GASKET	I9	99	3	SPROCKET, DRIVE	F4	55	20
SCREW, FLAT, 4X12	G5	63	20	SEAL, LID	H15	89	3	SPROCKET, FINAL DRIVEN	H8	82	2
	G7	65	26	SEAL, MECHANICAL	E9	44	12	SPROCKET, TIMING	F2	53	7
SCREW, FLAT, 4X60	H3	77	9	SEAL, RADIATOR CAP	J1	107	7	STATOR COMP.	E14	49	2
	H5	79	11	SEAL, VALVE STEM	E4	39	1	STAY COMP., ABS MODULATOR	G8	66	2
SCREW, OVAL, 6X50	G10	68	16	SEAT COMP., PILLION	H12	86	16	STAY COMP., AIR INJECTION			
SCREW, PAN, 4X8.5	J1	107	4	SEAT COMP., SINGLE	H12	86	6	SOLENOID VALVE	H16	90	3
SCREW, PAN, 5X10	F7	58	18	SEAT, SPRING	G14	72	4	STAY COMP., FR. COWL UPPER	J3	109	7
SCREW, PAN, 5X11.5	J2	108	20	SEAT, VALVE SPRING	E4	39	12		J6	112	8
SCREW, PAN, 5X12	H3	77	17	SENSOR ASSY., BANK ANGLE	I12	102	9	STAY COMP., IGNITION COIL	I12	102	20
	H5	79	17		I14	104	9		I14	104	20
SCREW, PAN, 5X14	J5	111	22	SENSOR ASSY., SPEED	F1	52	7	STAY COMP., L. FR. SIDE			
	J7	113	22	SENSOR ASSY., WATER TEMP	E2	37	13	REFLECTOR	G12	70	3
SCREW, PAN, 5X25	H15	89	19	SENSOR SET	F7	58	1	STAY COMP., L. WINKER	I9	99	9
SCREW, PAN, 6X10	H14	88	13	SENSOR, FR. WHEEL SPEED	H1	75	4	STAY COMP., R. FR. SIDE			
	I2	92	10	SENSOR, OXYGEN	E2	37	11	REFLECTOR	G12	70	2
	J5	111	21	SENSOR, RR. WHEEL SPEED	H7	81	3	STAY COMP., R. WINKER	I9	99	8
				SHAFT C, IDLE GEAR	E12	47	4	STAY, BRAKE HOSE CLAMP	G5	63	4
								STAY, FR. BRAKE HOSE	G6	64	16





# PART NAME INDEX

L 7

Part name	Address	Page	Ref.	Part name	Address	Page	Ref.	Part name	Address	Page	Ref.
STAY, HARNESS CLAMPER .....	F7	58	6	[ V ]				WASHER, SPLINE, 25X42X1.6.....	F5	56	31
STAY, L. COWL UNDER .....	I16	106	7	VALVE ASSY., AIR INJECTION				WASHER, STEERING STEM.....	G10	68	18
STAY, L. FR. INNER COWL .....	J4	110	11	SOLENOID	H16	90	6	WEIGHT A, STEERING HANDLE.....	G10	68	6
	J6	112	11	VALVE ASSY., DELAY .....	G9	67	8	WEIGHT B, STEERING HANDLE.....	G10	68	7
STAY, RR. FENDER .....	I8	98	7	VALVE ASSY., PROPORTIONING				WEIGHT, BALANCE.....	H2	76	1
STAY, R. COWL UNDER .....	I16	106	6	CONTROL	G8	66	1		H8	82	11
STAY, R. FR. INNER COWL .....	J4	110	10	VALVE ASSY., RELIEF .....	E16	51	4	WEIGHT, STEP HOLDER.....	I3	93	13
	J6	112	10	VALVE COMP., REED .....	E1	36	4	WHEEL SUB ASSY., FR.....	H2	76	7
STAY, SEAT LOCK CABLE .....	H12	86	17	VALVE SET, IDLE AIR CONTROL ...	F7	58	10	WHEEL SUB ASSY., RR.....	H8	82	10
STAY, TANK LID .....	H10	84	9	VALVE, EX. ....	E4	39	8	WINKER ASSY., L. FR.....	I9	99	4
STAY, WIRE .....	F7	58	5	VALVE, IN. ....	E4	39	7	WINKER ASSY., L. RR.....	I9	99	7
STEM SUB ASSY., STEERING .....	G11	69	3	VALVE, RIM .....	H2	76	2	WINKER ASSY., R. FR.....	I9	99	1
STOPPER COMP., GEARSHIFT DRUM	F6	57	7		H8	82	13	WINKER ASSY., R. RR.....	I9	99	6
STOPPER, TERMINAL .....	E15	50	10	[ W ]				WIRE, HELMET SET.....	J11	117	1
STRIPE, L. FUEL TANK .....	J16	122	4	WASHER .....	E15	50	11	WRENCH, EYE, 19MM.....	J11	117	11
STRIPE, L. MIDDLE COWL .....	J16	122	6	WASHER B, THRUST, 20MM .....	F5	56	30	WRENCH, EYE, 24MM.....	J11	117	13
STRIPE, R. FUEL TANK .....	J16	122	3	WASHER, 10MM .....	E2	37	18	WRENCH, HEX., 5MM.....	J11	117	12
STRIPE, R. MIDDLE COWL .....	J16	122	5	WASHER, 12.2X17X1.5 .....	E2	37	19	WRENCH, PLUG.....	J11	117	9
SUSPENSION, ENGINE CONTROL				WASHER, 12.5X30X5 .....	E14	49	4				
UNIT	I12	102	19	WASHER, 14MM .....	F6	57	15				
	I14	104	19	WASHER, 14MM .....	F6	57	15				
SUSPENSION, WINKER RELAY .....	I12	102	16	WASHER, 14.2X24 .....	F3	54	4				
	I14	104	16	WASHER, 15.2X25 .....	I2	92	12				
SWINGARM SUB ASSY., RR. ....	I6	96	12	WASHER, 16MM .....	E11	46	13				
SWITCH ASSY., COMBINATION ....	G10	68	2		F2	53	10				
SWITCH ASSY., FR. STOP .....	G5	63	1	WASHER, 17X26X1.0 .....	F4	55	23				
	G6	64	2	WASHER, 17X28X1.0 .....	F5	56	29				
SWITCH ASSY., NEUTRAL .....	F1	52	6	WASHER, 20X27X1.0 .....	F4	55	24				
SWITCH ASSY., RR. STOP .....	I2	92	5	WASHER, 20X40X2 .....	E11	46	11				
SWITCH ASSY., SIDE STAND .....	I5	95	1								
SWITCH ASSY., STARTER LIGHTING				WASHER, 22X29X1.0 .....	F5	56	25				
KILL	G3	61	4	WASHER, 25X32X1.0 .....	F5	56	26				
SWITCH ASSY., STARTER MAGNETIC	I11	101	4	WASHER, 6MM .....	G13	71	13				
SWITCH ASSY., STARTER & ENGINE				WASHER, 6.1MM .....	F6	57	14				
STOP	G3	61	4	WASHER, 7X13X1.2 .....	E9	44	23				
SWITCH ASSY., WINKER .....	G3	61	6	WASHER, DRAIN PLUG, 12MM .....	F1	52	14				
SWITCH COMP., FR. LEVER .....	G3	61	7	WASHER, LOCK .....	G11	69	6				
				WASHER, LOCK, 25MM .....	F5	56	32				
[ T ]				WASHER, NEUTRAL SWITCH .....	F1	52	12				
TAILLIGHT UNIT .....	I10	100	2	WASHER, OIL BOLT .....	G5	63	18				
TANK SET, FUEL .....	H10	84	8		G7	65	24				
TANK, RADIATOR RESERVE .....	J1	107	12		H3	77	19				
TENSIONER COMP., CAM CHAIN ...	E7	42	2		H5	79	21				
THERMOSTAT .....	E2	37	8	WASHER, PLAIN, 5MM .....	G2	60	11				
THREAD B, STEERING HEAD TOP ..	G11	69	5	WASHER, PLAIN, 6MM .....	H11	85	22				
THREAD COMP., STEERING HEAD					I2	92	14				
TOP	G11	69	4		I3	93	22				
TIRE, FR. ....	H2	76	8	WASHER, PLAIN, 8MM .....	I1	91	15				
TIRE, RR. ....	H8	82	12		I3	93	23				
TUBE .....	H16	90	4	WASHER, RR. SWINGARM .....	H9	83	21				
TUBE, 5.3X350 .....	J2	108	24	WASHER, RUBBER .....	G6	64	17				
TUBE, 5.3X840 .....	J2	108	25	WASHER, SEALING, 6.5MM .....	E10	45	24				
TUBE, 8X770 .....	H11	85	23	WASHER, SPECIAL, 12MM .....	E2	37	20				
TUBE, AIR CLEANER CONNECTING	H15	89	12	WASHER, SPECIAL, 8MM .....	G14	72	21				
TUBE, AIR CLEANER DRAIN .....	H15	89	4	WASHER, SPLINE, 20X26X1.6 .....	F5	56	27				
				WASHER, SPLINE, 25X31X1.0 .....	F5	56	28				
TUBE, BREATHER .....	H15	89	14								
TUBE, FUEL TANK BREATHER .....	H10	84	6								



---

**1**

**FOREWORD INDEX**

---

**2**

**ENGINE GROUP**

---

**3**

**FRAME GROUP**

---

**4**

**PART NUMBER INDEX**

---

**5**

**PART NAME INDEX**

---

**HONDA**  
The Power of Dreams



# PARTS CATALOGUE NEWS

Honda Motor Co., Ltd.  
Customer Service Technology Development Division

## PARTS CATALOGUE - CORRECTED

Printed in Japan

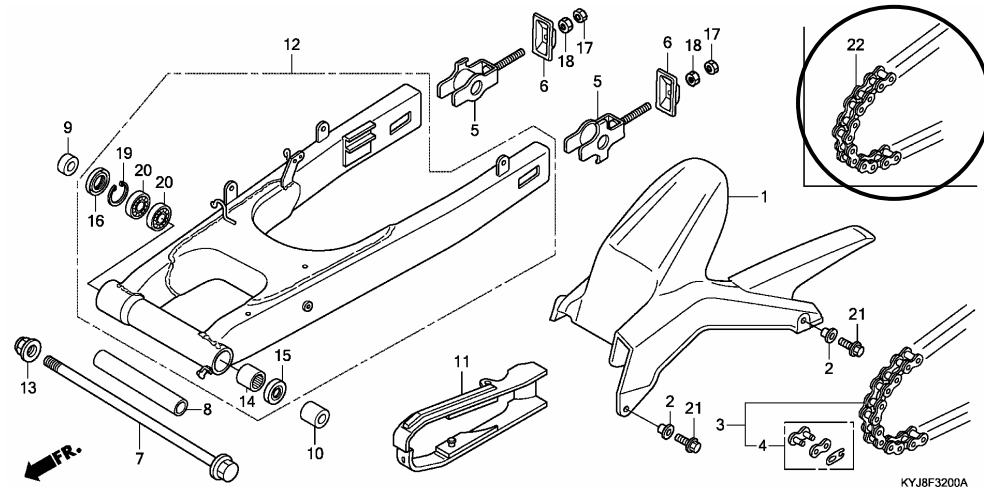
CODE NO.	18KYJB01
PARTS CATALOGUE NEWS	CBR250R / CBR250RA CBR250RB CBR250RAB
NEWS NO.	001

(TH-KD)KYJ

Block No.	Ref. No.	Note	Part No.	Description	Reqd. QTY		Serial No.	Parts catalogue code
					CBR250R B	CBR250RA B		

### F-32 SWINGARM

Ref. No.	(Relative ref. Number)	Description	FRT
22	2131M1	CHAIN, DRIVE (ENDLESS) .....	1.1



F-32	3	T	40540-KYJ-902	CHAIN, DRIVE (D1D520VF-120ZB) (STANDARD LINK 108L)	1	1	-----	-----	2U, 3U, K0, U
	4	T	40541-KYJ-902	JOINT, DRIVE CHAIN (ZJ) (DAIDO)	1	1	-----	-----	2U, 3U, K0, U

NOTE A:PART NO. CHANGE D:NEWLY PROVIDED E:PART NO. DELETION K:REQUIRED NO. CORRECTION L:APPLICATION SERIAL NO. CORRECTION  
T:APPLICATION CORRECTION Z:REMARKS CHANGE

## PARTS CATALOGUE NEWS

BOOKNo. : 18KYJB01

Block No.	Ref. No.	Note	Part No.	Description	Reqd. QTY		Serial No.	Parts catalogue code
					CBR250R B	CBR250RA B		
	22	D	40530-KYJ-901	CHAIN, DRIVE (RK520KLO-108LE) (ENDLESS TYPE)	1	1	-----	IN, MA
		D	40530-KYJ-901	CHAIN, DRIVE (DID520VF-108LE) (ENDLESS TYPE)	1	1	-----	IN, MA

NOTE A:PART NO. CHANGE D:NEWLY PROVIDED E:PART NO. DELETION K:REQUIRED NO. CORRECTION L:APPLICATION SERIAL NO. CORRECTION  
T:APPLICATION CORRECTION Z:REMARKS CHANGE



# PARTS CATALOGUE NEWS

Honda Motor Co., Ltd.  
Customer Service Technology Development Division

## PARTS CATALOGUE - CORRECTED

Printed in Japan

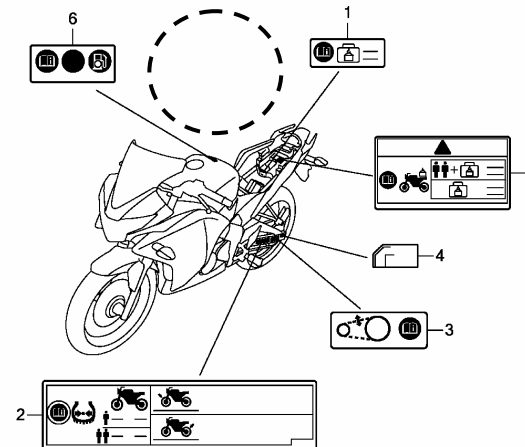
CODE NO.	18KYJB01
PARTS CATALOGUE NEWS	CBR250R / CBR250RA CBR250RB CBR250RAB
NEWS NO.	002

(TH-KD)KYJ

Block No.	Ref. No.	Note	Part No.	Description	Reqd. QTY	Serial No.	Parts catalogue code
					CBR250R B		
E-6	6	E	15412-KYJ-900	*PARTS NO. DELETION			

F-49-1 CAUTION LABEL (U/2U/3U)

\*ILLUSTRATION-CORRECTED\*



KYJBF4901A

NOTE A:PART NO. CHANGE D:NEWLY PROVIDED E:PART NO. DELETION K:REQUIRED NO. CORRECTION L:APPLICATION SERIAL NO. CORRECTION  
T:APPLICATION CORRECTION Z:REMARKS CHANGE



# PARTS CATALOGUE NEWS

Honda Motor Co., Ltd.  
Customer Service Technology Development Division

## PARTS CATALOGUE - CORRECTED

Printed in Japan

CODE NO.	18KYJB01
PARTS CATALOGUE NEWS	CBR250R / CBR250RA CBR250RB CBR250RAB
NEWS NO.	003

(TH-KD)KYJ

Block No.	Ref. No.	Note	Part No.	Description	Reqd. QTY		Serial No.	Parts catalogue code
					CBR250R B	CBR250RA B		
22	D		40530-KYJ-902	CHAIN, DRIVE (DID520VF-108LE) (ENDLESS TYPE)	1	1	-----	IN, MA

NOTE A:PART NO. CHANGE D:NEWLY PROVIDED E:PART NO. DELETION K:REQUIRED NO. CORRECTION L:APPLICATION SERIAL NO. CORRECTION  
T:APPLICATION CORRECTION Z:REMARKS CHANGE