







HERCUS

260 LATHE

ATTACHMENTS




Milling Equipment




5HY 61
Milling Slide Inch

5HY 62
Milling Slide Metric
Movement 3" — 76 mm
Slide Size 3" x 6" — 76 x 152 mm
Tee Slots, 3 at 1/4" Centres
3/8" wide




5HY 63
Milling Vice
Maximum Opening 2 3/4" — 70 mm
Width 3" — 76 mm
Depth 1 1/4" — 32 mm



5HY 64
Index Head
Taper in Spindle No. 3 Morse
Hole Through Spindle 3/4" — 19 mm
Standard Index Plate 24 Div.
5H 1070
Division Plate To Order




5HY 67
Milling Arbor for Spindle
Arbor Dia. 1" — 25.4 mm
Collars 1/4", 1/2", 3/4" — 6, 13,
19 mm



5HY 66
Spindle Screwed
Adaptor
1 1/2" Dia. 8 T.P.I.



5H 1069
4" Chuck Mount
To suit



5HY 71
Collet Attachment
For Index Head
1/2" Max. Dia.

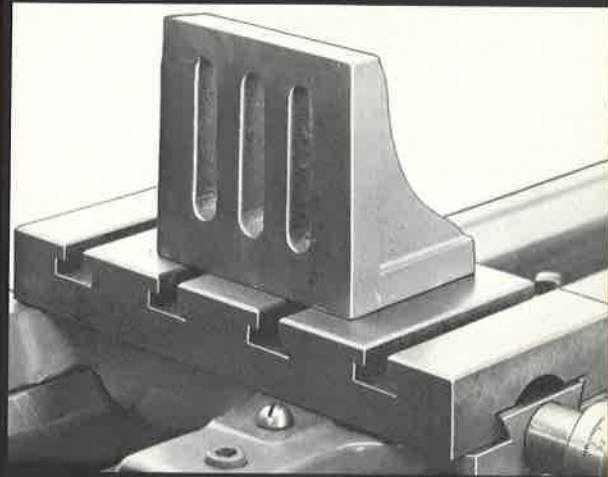
5H 1099
Collets

Cross Slides & Tool Posts




5HY 56
Extended Cross Slide
 Swing Over Slide 5 3/4" — 146 mm
 Movement 5" — 127 mm
 Slide Size 3 7/8" x 1 1/4"
 98 x 286 mm
 Tee Slots, 4 at 2" Centres
 7/16" wide


5HY 57
Boring Table
 Swing Over Slide 5 3/4" — 146 mm
 Movement 5" — 127 mm
 Slide Size 3 7/8" x 9 1/4" —
 98 x 235 mm
 Tee Slots, 4 at 2 1/2" Centres
 7/16" wide




8V 302
Angle Bracket
 2 1/4" x 3 3/4" x 4" —
 57 x 82 x 102 mm




5HY 35
American Tool Post
5HY 24
Single Tool Top Slide Inch
5HY 25
Single Tool Top Slide Metric




5HY 59 **Indexing Tool Block**
5HY 60 **Non Indexing Tool Block**
 To suit Single Tool Slide



5HY 26 **Rapid Slide Inch**
5HY 27 **Rapid Slide Metric**




5HY 58
Rear Tool Post




5HY 75
Taper Turning Slide
 Maximum Taper Angle 15°
 Maximum Length 5" to 7" —
 127 to 177 mm


Screw Cutting Equipment



5HY 51
Thread Dial Indicator
For Inch Lead Screw



5HY 52
Thread Dial Indicator
For Metric Lead Screw



5HY 53
Thread Cutting Stop

INCH TO METRIC CHART
FOR MODEL A 260 LATHE
LEADSCREW 8 T.P.I. PART No. 5H597

M.M. PITCH	GEAR POSITIONS	LEVER	STUD GEAR	SCREW GEAR
7.	18	—	42	20
6.	12	—	30	25
5.5	18	—	33	20
5.	18	—	30	20
4.5	16	—	30	25
4.	18	—	30	25
3.5	18	—	42	40
3.	12	—	30	50
2.75	18	—	33	40
2.5	18	—	30	40
2.25	16	—	30	50
2.	18	—	30	50
1.75	36	—	42	40
1.5	24	—	30	50
1.25	36	—	30	40
1.	36	—	30	50
0.9	40	—	30	50
0.8	36	—	24	50
0.75	48	—	30	50
0.7	72	—	42	50
0.6	48	—	24	50
0.5	72	—	30	50
0.45	40	—	24	80
0.4	72	—	24	50

F. W. HERCUS PTY. LIMITED
THEBARTON SOUTH AUSTRALIA


5HY 95
Inch to Metric Change
Wheels A

METRIC TO INCH CHART
FOR MODEL AM 260 LATHE
LEADSCREW 3 M.M. PITCH PART No. 5H598

T.P.I.	L.H. LEVER	R.H. LEVER	STUD GEAR	SCREW GEAR
4	1.8	A	50	48
5	1.8	A	50	60
6	1.2	A	50	48
7	0.9	B	50	42
8	0.9	B	50	48
9	0.8	B	50	48
10	0.9	B	50	60
11	0.9	B	25	33
12	1.2	A	25	48
13	0.9	B	25	39
14	0.9	B	25	42
16	0.9	B	25	48
18	0.8	B	25	48
20	0.9	B	25	60
22	0.45	C	25	33
24	0.45	C	25	48
26	0.45	C	25	39
28	0.45	C	25	42
32	0.45	C	25	48
36	0.4	C	25	48
40	0.45	C	25	60
48	0.3	C	25	48

F. W. HERCUS PTY. LIMITED
THEBARTON SOUTH AUSTRALIA

5HY 96
Metric to Inch Change
Wheels AM



5HY 94
Fine Feed Gear A - AM
Reduces feed rate to 1/4 normal

INCH TO METRIC CHART
FOR MODEL B & C 260 LATHE
LEADSCREW 8 T.P.I. PART No. 5H599

M.M. PITCH	STUD GEAR	COMPOUND GEAR	IDLER GEARS	SCREW GEAR
7.0	42	60	63	FIG. 1 - 20
6.0	36	60	63	FIG. 1 - 20
5.5	33	60	63	FIG. 1 - 20
5.0	60	60	63	FIG. 1 - 40
4.5	54	60	63	FIG. 1 - 40
4.0	48	60	63	FIG. 1 - 40
3.5	42	60	63	FIG. 1 - 40
3.0	54	60	63	FIG. 1 - 60
2.75	33	60	63	FIG. 1 - 40
2.5	36	60	63	FIG. 1 - 48
2.25	54	60	63	FIG. 1 - 80
2.0	36	60	63	FIG. 1 - 80
1.75	42	60	63	FIG. 1 - 80
1.5	36	60	63	FIG. 1 - 80
1.25	24	60	63	FIG. 1 - 72
1.0	24	60	63	FIG. 1 - 80
0.9	54	60	63	FIG. 2 - 80
0.8	36	60	63	FIG. 2 - 80
0.75	36	60	63	FIG. 2 - 72
0.7	42	60	63	FIG. 2 - 80
0.6	36	60	63	FIG. 2 - 80
0.5	24	60	63	FIG. 2 - 72
0.45	27	60	63	FIG. 2 - 80
0.4	24	60	63	FIG. 2 - 80

F. W. HERCUS PTY. LIMITED
THEBARTON SOUTH AUSTRALIA

5HY 97
Inch to Metric
Change Wheels B

5HY 99
Inch to Metric
Change Wheels C

METRIC TO INCH CHART
FOR MODEL BM & CM 260 LATHE
LEADSCREW 3 M.M. PITCH PART No. 5H600

THREADS PER INCH	STUD GEAR	COMPOUND GEAR	IDLER GEARS	SCREW GEAR
4	50	63	64	FIG. 1 - 24
5	50	63	64	FIG. 1 - 30
6	50	63	64	FIG. 1 - 36
7	50	63	64	FIG. 1 - 42
8	50	63	64	FIG. 1 - 48
9	50	63	64	FIG. 1 - 54
10	25	63	64	FIG. 1 - 30
11	25	63	64	FIG. 1 - 33
12	25	63	64	FIG. 1 - 36
13	25	63	64	FIG. 1 - 39
14	25	63	64	FIG. 1 - 42
16	25	63	64	FIG. 1 - 48
18	25	63	64	FIG. 1 - 64
20	25	63	64	FIG. 1 - 80
22	25	63	64	FIG. 2 - 33
24	25	63	64	FIG. 2 - 36
26	25	63	64	FIG. 2 - 39
28	25	63	64	FIG. 2 - 42
32	25	63	64	FIG. 2 - 48
36	25	63	64	FIG. 2 - 54
40	25	63	64	FIG. 3 - 60
48	25	63	64	FIG. 3 - 72


F. W. HERCUS PTY. LIMITED
THEBARTON SOUTH AUSTRALIA

5HY 98
Metric to Inch Change
Wheels BM - CM




5HY 86
Drip Can
Can and Stand

Steadies



5HY 54
Stationary Steady
 Maximum Capacity 3 1/4" -
 84 mm Dia.



5HY 55
Travelling Steady
 Maximum Capacity 3" -
 76 mm Dia.



Collet Attachments



5HY 73
Collet Attachment
 Maximum Capacity 1/2"



5HY 74
Collet Attachment
 Maximum Capacity 3/4"




5H 1099 Collets
 1/16" - 1/2" Dia. & 1 1/2" - 12 mm Dia.
 Square 5/32 - 11/32" AF
 Hexagon 5/32 - 7/16" AF

5H 1100 Collets
 1/16" - 3/4" Dia. & 2 - 20 mm Dia.
 Square 1/4" - 1/2" AF & 6 - 12 mm AF
 Hexagon 1/4" - 5/8" AF & 6 - 12 mm AF

Guards

5HY 82
Chuck Guard with Shield
5HY 85
Chuck Guard Plain




5HY 83
Chip Guard Fixed




5HY 84
Chip Guard Travelling

Production Equipment




5HY 88
Cut Off Slide Plain
 Swing Over Slide $3\frac{1}{4}$ " — 83 mm
 Stroke of Slide $3\frac{1}{4}$ " — 83 mm




5HY 89
Cut Off Slide
 With Square Tool Post


5HY 90
Square Tool Post



5HY 91
Turret Attachment
 6-position Turret
 Stroke $3\frac{3}{4}$ " — 95 mm
 Bore $\frac{3}{4}$ " — 19 mm




5HY 76
Six Position Carriage Stops
 6 Long Stops, 6 Short Stops



5HY 78
Micrometer Saddle Stop Inch
5HY 79
Micrometer Saddle Stop Metric
 Movement 1" — 25 mm


5HY 77
Plain Saddle Stop

Wood Turning Equipment




5HY 81
Wood Turning Rest


5H 931
Spur Centre
5H 932
Cup Centre
5H 933
Screw Centre




Faceplates Chuckmounts Centres




5H 904
Face Plate
9" - 230 mm Diameter



8V 301
Angle Bracket
2½" x 2½" x 4" -
63 x 63 x 102 mm




5H 902
Cup Type Drive Plate




5H 906
4" Chuck Mount
5H 907
5" Chuck Mount
5H 908
6" Chuck Mount
5H 909
160 mm Chuck Mount

5H 924
Two Thirds
Centre
5H 925
Half Centre
5H 926
Square
Centre




5H 927
Hollow
Centre
5H 928
Crotch
Centre
5H 929
Drill Pad



Cabinet Electricals


HERCULON MACHINE TOOLS PTY. LTD.

250 Arthur Street, Fortitude Valley,
Queensland 4006




5HY 131
Short Cabinet Stand

5HY 132
Long Cabinet Stand



5HY 133
Splash Guard Short

5HY 134
Splash Guard Long




5HY 102
Electrical Panel
With Magnetic Contactor
Overload protection and
No Volt Release



5HY 121
Coolant System
With Tank and Pump

5HY 123
Low Voltage Light
With Transformer, 32 volts



5HY 125
Safety Switch
Must be fitted together with
Magnetic Contactor Switch

F. W. Hercus Pty. Limited cnr. Beans Road and Anderson Street, THEBARTON, South Australia 5031
Telephone (08) 3525255 Telex: Helix AA88170 Cables: Helical Adelaide

Description correct at time of printing, but modifications may be made thereafter.