



CARTER ENGINEERS' VYCES



CARTER OFFSET VYCES

Sizes	Jaw Opening
4½"	6"
5"	6½"

The development of modern engineering demands maximum strength by scientific design and correct metallurgical practice and these principles are embodied in the fabrication of Carter products.

This design has become very popular because of the facility it provides for holding long vertical work with the full width of the jaws. The body and slide castings are semi-steel, precision machined to close tolerances.

Carter Vyces are amply and correctly proportioned, and are designed to distribute the factors of stress and leverage, without imposing excessive strain at any particular point.

CARTER ENGINEERS' VYCES

Sizes	Jaw Opening
3"	3½"
3½"	4"
4L	4"
4"	6"
5"	6½"

The feed screw is one piece of steel with stub Acme thread. The specially case-hardened jaws are machined parallel to hold work firmly, horizontally as well as vertically. The jaw plates are secured by countersunk screws and there is ample clearance beneath the jaws to allow irregular-shaped articles to be gripped.

The high tensile castings, generally termed semi-steel, are made in our own foundry, and are subjected to constant test, both physical and analytical.

Some useful hints on PLANE CARE


It is the initial sharpening—or polishing—of the cutting iron and back iron which ensures a life-time of perfect planing. A recognised good quality fine oil-stone is always used with a little neatsfoot oil. To get the right grinding angle, about 25° to 30°, make the bevel a little longer than twice the thickness of the plane iron. Then the cutting iron is turned over and placed perfectly flat on the stone and honed with a circular motion. These two operations are alternated. The cutting iron and back iron are then placed together, the back iron about 1/32" back from the cutting edge, and the honed edges examined against the light for snugness of fit. It is stressed that perfect fit all the way along the two edges is essential at all times. Imperfect fit leads to choking with shavings and the consequent lifting of the blade. Initial care will pay dividends.



CARTER TOOLS PTY. LTD.

HEAD OFFICE: Cnr. Grose and Buller Streets, Parramatta, N.S.W. YY 1774, YY 2605.
QUEENSLAND: E. J. Davis, 68 Albert Street, Brisbane. B 5404.
WEST AUSTRALIA: J. H. Walters & Coy., W.A.T.C. Building, Esplanade, Perth. BF 1266, BF 3687.
SOUTH AUSTRALIA: F. Schumann, 164 Gawler Place, Adelaide. C 4173.
TASMANIA: Direct Representation.
VICTORIA: Direct Representation.
NEW ZEALAND: Direct Representation.

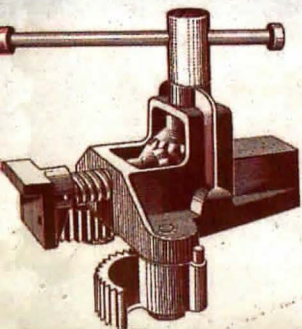
CARTER TOOLS



Woodworkers' Planes, Vyces, Floor Cramps and Engineers' Vyces & "G" Clamps

CARTER TOOLS

Carter Flooring Cramp




A robust and durable tool that will stand hard usage, having a rapid screw action and a positive grip with a quick release from floor joist by lever.

Downloaded from
motofaction.org

Carter Quick Adjusting Clamp

Maximum Opening:
4", 6", 8", 10"



This tool has much to recommend it as the full working range of any size selected falls quickly into position, requiring only a few turns of the screw to tighten. Of sturdy construction, the fixed end and adjustable end are of semi-steel cast iron and the slide bar is of bright steel. They are made in the above sizes:

Carter Engineers' "G" Clamps

Sizes: 3", 4", 5",
6", 8", 10", 12"



All CARTER G Clamps are made from semi-steel, processed and tempered, giving high tensile strength. Fitted with Acme thread and swivel button, they are designed to stand great strain and hard wear.

Woodworkers' Bench Screw

Dia. of Screw: 1"
Length from Collar: 13"
Length of Thread: 11"



The screw and handle are of the best mild steel with stub Acme thread. Attention is drawn to the particularly sturdy fittings and the strong full-circle thrust flange on the nut.